WYOMING DEPARTMENT OF EMPLOYMENT

Occupational Outlook: 2010

Research & Planning
Wyoming DOE

Your Source for Labor Market Information
http://doe.state.wy.us/LMI/

Occupational Outlook: 2010

Wyoming Department of Employment
Cynthia A. Pomeroy, Director

Research & Planning
Tom Gallagher, Manager
Internet address - http://doe.state.wy.us/LMI/

Prepared by:
Tony Glover
Mark Harris, Ph.D.
Sara Saulcy

Desktop Publishing by:
Susan J. Murray
Krista R. Shinkle

Submitted for Printing February 2004

©Copyright 2004 by the Wyoming Department of Employment, Research & Planning

Department of Employment Nondiscrimination Statement

The Department of Employment does not discriminate on the basis of race, color, religion, national origin, sex, age, or disability. It is our intention that all individuals seeking services from our agency be given equal opportunity and that eligibility decisions be based upon applicable statutes, rules, and regulations.

Research & Planning
P.O. Box 2760
Casper, WY 82602
Phone: (307) 473-3807
Fax: (307) 473-3834

Contents **Page**

Chapter 1. Occupational Projections -- A Decision Making Tool 1

Projections are Not Deterministic 1

Wyoming's Economy in Broad Context 1

Figure 1.1: Projected Employment Trends of Transitional and Continuous Workers in Wyoming, 1993 to 2010 2

The Link Between Occupational Growth and Industry 3

A Window of Opportunity 3

Upcoming Chapters 3

Notes 4

References 4

Chapter 2. Statewide Occupational Projections 7

Definitions of Common Terms 7

Statewide Occupational Projections - 2010 8

Table 2.1: Projected Employment Growth by Major Occupational Group in Wyoming for the 50 Occupations With the Greatest Projected Net Increase in Employment Requiring Postsecondary Education and Paying Average Annual Wages of at Least $18,400, 2000 and 2010 8

Table 2.2: The 50 Occupations in Wyoming With the Greatest Projected Net Increase in Jobs Requiring Postsecondary Education and Paying Average Annual Wages of at Least $18,400, 2000 and 2010 9

Figure 2.1: Distribution by Major Occupational Group of the 50 Occupations in Wyoming With the Greatest Projected Net Increase in Employment, 2000 and 2010 11

Figure 2.2: Percentage of Total New Jobs Within the 50 Occupations in Wyoming With the Greatest Projected Net Increase in Employment by Education Requirements 12

Page

Figure 2.3: Distribution by Pay Range of 50 Occupations in Wyoming With the Greatest Projected Net Increase in Employment Requiring Postsecondary Education, 2000 and 2010 14

Sample Occupational Codes, Titles, and Descriptions 13

Discussion 14

Staffing Patterns 15

Table 2.3: Wyoming Sample Oil and Gas Extraction (SIC13) Staffing Pattern Assuming 125 Employees in the Firm 16

Table 2.4: Wyoming Sample Building Materials, Hardware, Garden Supply, and Mobile Home Dealers (SIC 52) Staffing Pattern Assuming 125 Employees in the Firm 17

Other Resources 18

Summary 18

References 19

Chapter 3. Regional Occupational Projections 21

Map: Occupational Employment Statistics (OES) Regions of Wyoming 21

Regional Summary 21

Table 3.1: Projected Total Employment Growth and Average Wage by Wyoming Region, 2000, 2001, and 2010 22

Regional Highlights

Central-Southeast 22

Table 3.2: Projected Employment Growth by Major Occupational Group in the Central-Southeast Region for the 50 Occupations With the Greatest Projected Net Increase in Employment Requiring Postsecondary Education and Paying Average Annual Wages of at Least $18,400, 2000 and 2010 23

Table 3.3: The 50 Occupations in Wyoming's Central-Southeast Region With the Greatest Projected Net Increase in

Page

Employment Requiring Postsecondary Education and Paying Average Annual Wages of at Least $18,400, 2000 and 2010 24

Figure 3.1: Distribution by Major Occupational Group of the 50 Occupations in Wyoming's Central-Southeast Region With the Greatest Projected Net Increase in Employment, 2000 and 2010 26

Figure 3.2: Percentage of Total New Jobs Within the 50 Occupations in Wyoming's Central-Southeast Region With the Greatest Projected Net Increase in Employment by Education Requirements, 2000 to 2010 26

Figure 3.3: Distribution by Pay Range of 50 Occupations in Wyoming's Central-Southeast Region With the Greatest Projected Net Increase in Employment Requiring Postsecondary Education, 2000 to 2010 27

Northeast 27

Table 3.4: Projected Employment Growth by Major Occupational Group in the Northeast Region for the 50 Occupations With the Greatest Projected Net Increase in Employment Requiring Postsecondary Education and Paying Average Annual Wages of at Least $18,400, 2000 and 2010 28

Figure 3.4: Distribution by Major Occupational Group of the 50 Occupations in Wyoming's Northeast Region With the Greatest Projected Net Increase in Employment, 2000 and 2010 29

Table 3.5: The 50 Occupations in Wyoming's Northeast Region With the Greatest Projected Net Increase in Employment Requiring Postsecondary Education and Paying Average Annual Wages of at Least $18,400, 2000 and 2010 30

Figure 3.5: Percentage of Total New Jobs Within the 50 Occupations in Wyoming's Northeast Region With the Greatest Projected Net Increase in Employment by Education Requirements, 2000 to 2010 32

Figure 3.6: Distribution by Pay Range of 50 Occupations in Wyoming's Northeast Region With the Greatest Projected Net Increase in Employment Requiring Postsecondary Education, 2000 to 2010 32

Page

Northwest 33

Table 3.6: Projected Employment Growth by Major Occupational Group in the Northwest Region for the 50 Occupations With the Greatest Projected Net Increase in Employment Requiring Postsecondary Education and Paying Average Annual Wages of at Least $18,400, 2000 and 2010 33

Figure 3.7: Distribution by Major Occupational Group of the 50 Occupations in Wyoming's Northwest Region With the Greatest Projected Net Increase in Employment, 2000 and 2010 34

Table 3.7: The 50 Occupations in Wyoming's Northwest Region With the Greatest Projected Net Increase in Employment Requiring Postsecondary Education and Paying Average Annual Wages of at Least $18,400, 2000 and 2010 35

Figure 3.8: Percentage of Total New Jobs Within the 50 Occupations in Wyoming's Northwest Region With the Greatest Projected Net Increase in Employment by Education Requirements, 2000 to 2010 37

Figure 3.9: Distribution by Pay Range of 50 Occupations in Wyoming's Northwest Region With the Greatest Projected Net Increase in Employment Requiring Postsecondary Education, 2000 to 2010 37

Southwest 38

Table 3.8: Projected Employment Growth by Major Occupational Group in the Southwest Region for the 50 Occupations With the Greatest Projected Net Increase in Employment Requiring Postsecondary Education and Paying Average Annual Wages of at Least $18,400, 2000 and 2010 38

Figure 3.10: Distribution by Major Occupational Group of the 50 Occupations in Wyoming's Southwest Region With the Greatest Projected Net Increase in Employment, 2000 and 2010 39

Table 3.9: The 50 Occupations in Wyoming's Southwest Region With the Greatest Projected Net Increase in Employment Requiring Postsecondary Education and Paying Average Annual Wages of at Least $18,400, 2000 and 2010 40

Page

Figure 3.11: Percentage of Total New Jobs Within the 50 Occupations in Wyoming's Southwest Region With the Greatest Projected Net Increase in Employment by Education Requirements, 2000 to 2010 42

Figure 3.12: Distribution by Pay Range of the 50 Occupations in Wyoming's Southwest Region With the Greatest Projected Net Increase in Employment Requiring Postsecondary Education, 2000 to 2010 42

Casper MSA 43

Table 3.10: Projected Employment Growth by Major Occupational Group in the Casper MSA for the 50 Occupations With the Greatest Projected Net Increase in Employment Requiring Postsecondary Education and Paying Average Annual Wages of at Least $18,400, 2000 and 2010 43

Figure 3.13: Distribution by Major Occupational Group of the 50 Occupations in the Casper MSA With the Greatest Projected Net Increase in Employment, 2000 and 2010 44

Table 3.11: The 50 Occupations in the Casper MSA With the Greatest Projected Net Increase in Employment Requiring Postsecondary Education and Paying Average Annual Wages of at Least $18,400, 2000 and 2010 45

Figure 3.14: Percentage of Total New Jobs Within the 50 Occupations in the Casper MSA With the Greatest Projected Net Increase in Employment by Education Requirements, 2000 to 2010 47

Figure 3.15: Distribution by Pay Range of the 50 Occupations in the Casper MSA With the Greatest Projected Net Increase in Employment Requiring Postsecondary Education, 2000 to 2010.... 47

Cheyenne MSA 49

Table 3.12: Projected Employment Growth by Major Occupational Group in the Cheyenne MSA for the 50 Occupations With the Greatest Projected Net Increase in Employment Requiring Postsecondary Education and Paying Average Annual Wages of at Least $18,400, 2000 and 2010 48

Figure 3.16: Distribution by Major Occupational Group of the 50 Occupations in the Cheyenne MSA With the Greatest Projected Net Increase in Employment, 2000 and 2010 49

Page

Table 3.13: The 50 Occupations in the Cheyenne MSA With the Greatest Projected Net Increase in Employment Requiring Postsecondary Education and Paying Average Annual Wages of at Least $18,400, 2000 and 2010 50

Figure 3.17: Percentage of Total New Jobs Within the 50 Occupations in the Cheyenne MSA With the Greatest Projected Net Increase in Employment by Education Requirements, 2000 to 2010 52

Figure 3.18: Distribution by Pay Range of the 50 Occupations in the Cheyenne MSA With the Greatest Projected Net Increase in Employment Requiring Postsecondary Education, 2000 to 2010 ... 52

Summary 53

References 53

Chapter 4. Identifying Labor Supply Challenges 55

Demographic Challenges 56

Figure 4.1: Wyoming and U.S. Population Distribution by Age Group, 1990 and 2000 55

Figure 4.2: Distribution of Employees by Age, 2001 and Projected 2010 56

Figure 4.3: Average Wage in All Industries by Age Group and Experience, 3rd Quarter 2001 57

Economic Challenges 56

Map 4.1 Unemployment Rates (2002) and Mean Hourly Wages (2001) for Wyoming and Neighboring States 57

Table 1: State Unemployment Rates, September 2003 (Seasonally Adjusted) 58

Figure 4.4: Nonagricultural Employment Growth (Percent Change Over Previous Year) 58

Conclusion 58

Notes 59

Page

References 59

Chapter 5. Transaction Data (Turnover): An Application to Occupational Projections and a Strategy for Estimating Replacement Need at the State Level for Registered Nurses 61

Introduction to the Employment Transaction Types that Impact Turnover 61

Industry Analysis 63

Table 5.1: Persons to Employer Transactions in Wyoming's Health Services Industry by Transaction Type, 1993 to 2001 62

Figure 5.1: Total Persons to Employer Transactions in Wyoming's Health Services Industry, 1993 to 2001 63

Figure 5.2: Total Persons to Employer Transactions in Wyoming's Health Services Industry by Transaction Type, 1993 to 2001 64

Figure 5.3: Total Persons to Employer Transactions in Wyoming's Hotels & Other Lodging Places Industry by Transaction Type, 1993 to 2001 64

Persons to Employer Transaction Data: Application to the Health Services Industry 66

Table 5.2: Second Order Employer Level Transactions in Wyoming's Health Services Industry by Transaction Component, 1993 to 2001 65

Persons to Market Transaction Data: Application to Occupational Projections 67

Table 5.3a: Person to Employer Level Transactions 68

Table 5.3b: Person to Market Transactions 68

Table 5.3c: Person to Market Transactions by Expanded Transaction Types 68

Table 5.4: Person to Labor Force Transactions in Wyoming for Registered Nurses (RNs) by Expanded Transaction Types, 1992 to 2001 69

Projection 1 and Projection 2 73

Page

Table 5.5: Second Order Person to Labor Force Transaction Components of Registered Nurses (RNs) in Wyoming, Base and Projected Quarters, 1992 to 2006 71

What We Learn From Figures 5.4 and 5.5 74

Figure 5.4: Contrasting Two Projections on the Employment of Registered Nurses (RNs) in Wyoming, 1992 to 2006 72

Figure 5.5: Attached Versus Determinate Flow of Registered Nurses (RNs) in Wyoming, 1992 to 2006 75

Why We Need Both Projections to Anticipate a Future Registered Nurse (RN) Shortage 74

Figure 5.6: Projected Shortage of Registered Nurses (RNs) in Wyoming 75

Conclusions 74

Notes 76

References 76

Editor's Note: The Appendixes are available on Research & Planning's website at <http://doe.state.wy.us/lmi/outlTOC.htm>.

Appendix A presents long-term statewide and regional occupational projections (2000 to 2010).

Appendix B includes methodological notes regarding the method by which the projections were produced.

Contents **Page**

Appendix A: Long-Term Projected Occupational Growth in Wyoming, Statewide and by Region 79

Statewide

Table A.1: Long-Term Projected Occupational Growth in Wyoming by Highest Net Growth, 2000 and 2010 79

Table A.2: Long-Term Projected Occupational Growth in Wyoming by Occupational Title, 2000 and 2010 99

Figure A.1: Distribution of Projected Net Employment Growth of Occupations in Wyoming by Major Group, 2010 118

Figure A.2: Distribution of Projected Net Employment Growth of Occupations in Wyoming by Typical Education Requirements, 2010 118

Figure A.3: Distribution of Projected Net Employment Growth of Occupations in Wyoming by Percentage of the 2003 Federal Poverty Guideline, 2010 119

Central-Southeast

Table A.3: Long-Term Projected Occupational Growth in Wyoming's Central-Southeast Region by Highest Net Growth, 2000 and 2010 120

Table A.4: Long-Term Projected Occupational Growth in Wyoming's Central-Southeast Region by Occupational Title, 2000 and 2010 136

Figure A.4: Distribution of Projected Net Employment Growth of Occupations in Wyoming's Central-Southeast Region by Major Group, 2010 151

Figure A.5: Distribution of Projected Net Employment Growth of Occupations in Wyoming's Central-Southeast Region by Typical Education Requirements, 2010 151

Figure A.6: Distribution of Projected Net Employment Growth of Occupations in Wyoming's Central-Southeast Region by Percentage of the 2003 Federal Poverty Guideline, 2010 152

Northeast

Table A.5: Long-Term Projected Occupational Growth in Wyoming's Northeast Region by Highest Net Growth, 2000 and 2010 153

Table A.6: Long-Term Projected Occupational Growth in Wyoming's Northeast Region by Occupational Title, 2000 and 2010 168

Figure A.7: Distribution of Projected Net Employment Growth of Occupations in Wyoming's Northeast Region by Major Group, 2010 183

Figure A.8: Distribution of Projected Net Employment Growth of Occupations in Wyoming's Northeast Region by Typical Education Requirements, 2010 183

Figure A.9: Distribution of Projected Net Employment Growth of Occupations in Wyoming's Northeast Region by Percentage of the 2003 Federal Poverty Guideline, 2010 184

Northwest

Table A.7: Long-Term Projected Occupational Growth in Wyoming's Northwest Region by Highest Net Growth, 2000 and 2010 187

Table A.8: Long-Term Projected Occupational Growth in Wyoming's Northwest Region by Occupational Title, 2000 and 2010 201

Figure A.10: Distribution of Projected Net Employment Growth of Occupations in Wyoming's Northwest Region by Major Group, 2010 216

Figure A.11: Distribution of Projected Net Employment Growth of Occupations in Wyoming's Northwest Region by Typical Education Requirements, 2010 216

Figure A.12: Distribution of Projected Net Employment Growth of Occupations in Wyoming's Northwest Region by Percentage of the 2003 Federal Poverty Guideline, 2010 217

Southwest

Table A.9: Long-Term Projected Occupational Growth in Wyoming's Southwest Region by Highest Net Growth, 2000 and 2010 218

Table A.10: Long-Term Projected Occupational Growth in Wyoming's Southwest Region by Occupational Title, 2000 and 2010 234

Figure A.13: Distribution of Projected Net Employment Growth of Occupations in Wyoming's Southwest Region by Major Group, 2010 250

Figure A.14: Distribution of Projected Net Employment Growth of Occupations in Wyoming's Southwest Region by Typical Education Requirements, 2010 250

Figure A.15: Distribution of Projected Net Employment Growth of Occupations in Wyoming's Southwest Region by Percentage of the 2003 Federal Poverty Guideline, 2010 251

Casper MSA

Table A.11: Long-Term Projected Occupational Growth in the Casper MSA by Highest Net Growth, 2000 and 2010 252

Table A.12: Long-Term Projected Occupational Growth in the Casper MSA by Occupational Title, 2000 and 2010 268

Figure A.16: Distribution of Projected Net Employment Growth of Occupations in the Casper MSA by Major Group, 2010 283

Figure A.17: Distribution of Projected Net Employment Growth of Occupations in the Casper MSA by Typical Education Requirements, 2010 283

Figure A.18: Distribution of Projected Net Employment Growth of Occupations in the Casper MSA by Percentage of the 2003 Federal Poverty Guideline, 2010 284

Cheyenne MSA

Table A.13: Long-Term Projected Occupational Growth in the Cheyenne MSA by Highest Net Growth, 2000 and 2010 285

Table A.14: Long-Term Projected Occupational Growth in the Cheyenne MSA by Occupational Title, 2000 and 2010 301

Figure A.19: Distribution of Projected Net Employment Growth of Occupations in the Cheyenne MSA by Major Group, 2010 316

Figure A.20: Distribution of Projected Net Employment Growth of Occupations in the Cheyenne MSA by Typical Education Requirements, 2010 316

Figure A.21: Distribution of Projected Net Employment Growth of Occupations in the Cheyenne MSA by Percentage of the 2003 Federal Poverty Guideline, 2010 317

Appendix B: Methodology 318

Data Description 318

Combining the Two Data Sets 319

Aggregates 321

Chapter 1. Occupational Projections -- A Decision-Making Tool

by: Mark Harris, Ph.D.

The following document represents the second part of employment projections to 2010. This segment specifically presents occupational employment projections for Wyoming statewide and sub-state areas. An earlier document, (Gallagher, Harris, Leonard, Liu, & McVeigh, 2003) provides industry employment projections for statewide and sub-state areas.

Projections are Not Deterministic

Employment projections, in large part, reflect a continuation of past trends. Past trends, although important, are not necessarily deterministic of future employment levels. Projections by themselves can affect the future by stimulating thought and discussion on the likelihood and alterability of the baseline forecast.

Among other factors, significant social effort may alter undesirable projected employment trends. For example, concerted effort in developing well-paying industries and their associated occupations, and providing qualified applicants for those positions may change the projected outcomes. Thus, even occupations projected to decline by time series methods may actually experience growth over the projected time line.[1] Additionally, we cannot completely predict how the development of, as yet unknown, technology will create, eliminate, reduce, or expand occupational categories.[2]

Policy makers and developers need not feel constrained from pursuing increased employment in high-wage, high-skill occupations regardless of whether projections indicate future growth. If policy makers are to achieve the goal "...to diversify and strengthen Wyoming's per capita income and job creation base" (Wyoming Office of Workforce Development, 1999), they will need to break with past trends and alter projected outcomes.

Wyoming's Economy in Broad Context

With the exception of a downturn during mid-decade, Wyoming's employment and population grew slowly during the 1990s while the nation was experiencing the most impressive 10-year period of economic growth in its history (Gallagher et al., 2003, pp. 1-4). Evidence would seem to indicate, therefore, that Wyoming's economy can grow (albeit in a limited manner) within the context of stiff external competition.

However, during this time period of relatively slow growth in Wyoming, a significant segment of younger workers (25 to 39) left Wyoming presumably in pursuit of attractive economic opportunities (Gallagher et al., 2003, pp. 41-46). The decrease in this demographic segment may affect employee shortages in Wyoming as older workers reach retirement age over the coming decades. Such shortages may hinder economic development if individuals age 25 to 39 cannot be retained or attracted back into the state.

Generally speaking, Wyoming's economy is more strongly tied to circumstances surrounding the worldwide mineral commodities markets rather than to national economic developments. Given that Wyoming's

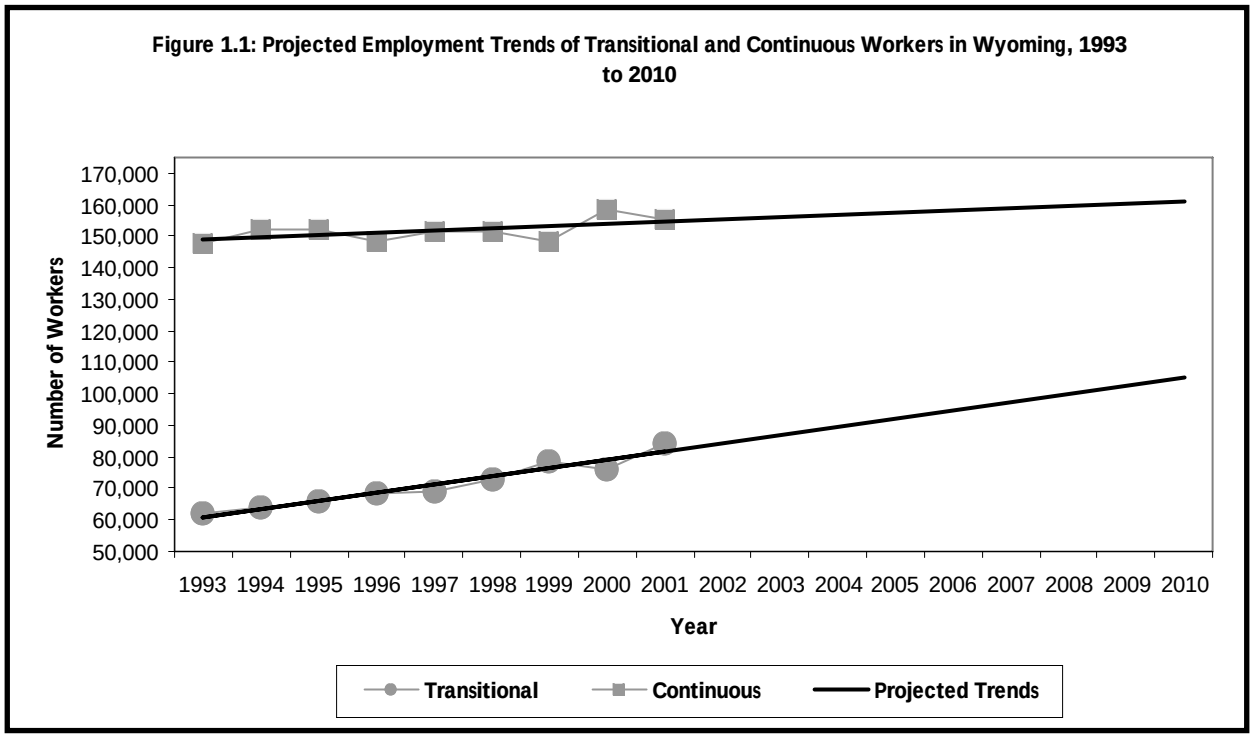

Mining employment is proportionately overrepresented relative to the rest of the nation (Harris, 2002), the economy is vulnerable to swings in commodities prices and global price competition. When the U.S. is doing well, the state has more economic difficulties. Because of stiff external competition, workers tend to disproportionately leave the state to take advantage of more promising opportunities elsewhere.

The Link Between Occupational Growth and Industry

Occupational growth in Wyoming will always be defined by industry growth. For example, the state will not increase the number of electrical engineers unless growth takes place in industries that typically employ electrical engineers. Growth in high-wage, full-time employment providing insurance and retirement benefits will not take place in the state unless firms in industries that typically provide these types of jobs also increase. Economic development must first and foremost be industry directed in order to obtain desired occupational growth.

Unfortunately, over the last decade, the norm has been growth in industries with a general concentration of low-wage occupations (Gallagher et al., 2003; Harris, 2002) that provide limited or no benefits (Cowan, 2003; Harris, 2003a) and typified by short employment tenure and high employee turnover (Murray, 2002). As seen in Figure 1.1, the proportion of transitional employment has increased from 1993 to 2000 and, left unchecked, is projected to continue through 2010. Transitional employees begin or end (or both) employment during a given quarter. Such high turnover is associated with industries generally offering part-time opportunities typified by low wages and fewer benefits. Failure to halt or reverse this general trend means these types of jobs will comprise a larger share of the state's

occupational distribution and must be relied upon more heavily by those wanting to remain in Wyoming.

From both a sociological and economic standpoint this situation is problematic because private charitable and public entities will need to pick up the slack created by low wages and a lack of benefits among a growing portion of the population. Communities will increasingly be threatened with social disorder and decay because of low wages and high employee turnover.

Failure to infuse the economy with high-wage, full-time occupations means that individuals who become skilled through the state's workforce development system (i.e., K-12, community colleges, the University of Wyoming, and other training entities and programs) will encounter the dilemma of limited occupational opportunity in the state. In the coming years these workers may face the decision whether to accept an occupation for which they are overqualified or leave the state in search of better opportunities elsewhere. It is unlikely that skilled labor would accept low-wage, unstable employment in Wyoming when quality employment opportunities exist in the regional or national economy.

A Window of Opportunity

The current national recession and weakened regional economies of bordering states appear to provide a window of opportunity to expand Wyoming's economy through retention of young people and in-migration of former and new residents. It is important that growth in Wyoming take place in underrepresented high wage industries that are not so closely tied to mineral commodities (Harris, 2003b; Henderson & Hauf, 2002). This type of growth will help the state to become less vulnerable to worldwide developments and more competitive even during times when the national and regional economies are strong. This does not mean that proportionately overrepresented industries (e.g., Mining in particular) cannot also continue to grow (even at fairly expansive rates) but only that growth among other underrepresented industries and their associated occupations must take place at a faster rate. Proportional redistribution of Wyoming's industry and occupational employment base will help protect the economy from the instability that comes from an underdiversified economic base and better position Wyoming to retain its skilled workforce when the national and surrounding regional economies rebound.

Upcoming Chapters

Level-change analysis presented in Chapters 2 and 3 focus on the top 50 growth[3] occupations paying at least $18,400 (100% of the federal poverty guideline for a family of four) and requiring postsecondary education. Growing these occupations will provide an outlet for Wyoming's post secondary educational institutions and provide employment more likely to retain individuals within the state. We do not show occupational growth in the state that does not require education beyond the postsecondary level or occupations that pay below the poverty guideline. Chapter 2 presents statewide occupational projections whereas Chapter 3 presents projections for sub-state regions and Metropolitan Statistical Areas. Chapter 4 provides an analysis of industry turnover rates as applied to occupational categories to study potential replacement need. Chapter 5 examines occupational projections for nurses and provides a measure of both

projected turnover as well as the change in demand. Appendix A presents long-term occupational projections. Appendix B includes methodological notes regarding the method by which the projections were produced. The Appendixes are available on Research & Planning's website at <http://doe.state.wy.us/lmi/outlTOC.htm>.

Notes

[1]Even occupations that experience a decline in absolute numbers over time may still offer new employment opportunities due to replacement need caused by various factors (e.g., retirement). For example, absolute employment in Production Occupations may decline from 10,000 to 9,000, representing a net loss of 1,000 jobs over the period. However, if 5,000 of the original 10,000 retire there will still be 4,000 jobs to fill at some point during the forecast period.

[2]One would assume that a workforce with broad competencies in mathematics and science provides the safest skill set with which to adjust and adapt to the way that occupations react to new technology. However, Wyoming is unlikely to maintain a highly skilled but underutilized and underpaid workforce in the face of robust regional and national economic competition.

[3]Top growth is defined as absolute numeric rather than percent change. Given a small base year employment total, large percentage changes can occur with small absolute numeric changes. Although change in growth rates are important, the focus of this document is on identifying the highest volume of growth among a category of occupations that require significant human capital investment and that produce a living-wage outcome.

References

Cowan, C. (2003). *Employee benefits in Wyoming: 2001*. Retrieved January 29, 2004 from http://doe.state.wy.us/lmi/benefits/bentoc.htm

Gallagher, T., Harris M. A., Leonard, D. W., Liu, W., & McVeigh, B. (2003). *Employment outlook: 2010*. Retrieved January 29, 2004 from http://doe.state.wy.us/lmi/EmpOutlook2010.pdf

Harris, M. A. (2002, September). Is Wyoming's economy diversifying and is economic diversity in Wyoming desirable? *Wyoming labor force trends*. Retrieved January 29, 2004 from http://doe.state.wy.us/lmi/0902/a1.htm

Harris, M. A. (2003a). Who has access to employer-provided benefits in Wyoming? *Wyoming labor force trends*. Retrieved January 29, 2004, from http://doe.state.wy.us/lmi/0203/a1.htm

Harris, M. A. (2003b). Identifying potential living-wage employment growth opportunities in Wyoming. *Wyoming labor force trends*. Retrieved January 29, 2004, from http://doe.state.wy.us/lmi/0503/a1.htm

Henderson, C. R., & Hauf, D. (2003). Comparing employment distributions among 22 major occupational groups for the U.S., Wyoming, and bordering states. *Wyoming labor force trends*. Retrieved January 29, 2004 from http://doe.state.wy.us/lmi/0603/a1.htm

Murray, S. (Ed.). (2002). *Market dynamics from administrative records*. Retrieved January 29, 2004 from

http://doe.state.wy.us/lmi/w_r_research/MarketDynamics1202.pdf

Wyoming Office of Workforce Development. (1999, December 30). *Wyoming unified plan.* Retrieved January 29, 2004 from http://dwsweb.state.wy.us/vr/unified_plan.pdf

Chapter 2. Statewide Occupational Projections

text by: Sara Saulcy, Economist
data and methodology by: Tony Glover, Senior Research Analyst

In this chapter, we examine statewide occupational growth from 2000 to 2010 for all industries based on two criteria: (1) The occupation must typically require at least some postsecondary education and (2) The occupation must pay at least 100 percent of the federally-determined U.S. poverty guideline for a family of four (Thompson, 2003). Occupations meeting these criteria were evaluated in order to facilitate employment and training program administration by entities such as the Wyoming Department of Workforce Services, economic developers, and college curriculum planners. We also present these occupations to give a sense of projected high wage jobs in Wyoming.

We extend our evaluation by discussing factors impacting occupational projections. We also

Definitions of Common Terms

Staffing Pattern - the occupational requirements of an industry. For example, a restaurant might typically employ two managers, five cooks, and eight wait staff. It can be used to estimate either the percentage of workers required per occupation in an industry or typical occupational requirements given a predetermined number of workers.

Detailed Occupation - refers to a specific occupation within a group of occupations. For example, Registered Nurses are a specific occupation within the major occupational group of Healthcare Practitioners & Technical Occupations.

Human Capital - refers to the skills which workers gain through education or experience, and which increase their value in the labor market.

Major Occupational Group - a group of detailed occupations that involve similar tasks or skills. For instance, Lawyers, Court Reporters, Law Clerks, and Paralegals & Legal Assistants are all part of the major group Legal Occupations.

O*NET - related to the Standard Occupational Classification system, the O*NET system is focused on identifying typical occupational skill requirements. This skill classification system replaced the Dictionary of Occupational Titles.

Poverty Level - in 2003, the federal poverty guideline was $18,400 annually for a family of four (Thompson, 2003). We refer to most wages as a percentage of the poverty guideline. For instance, $22,840 is 124 percent of the poverty guideline.

Standard Occupational Classification (SOC) - the occupational classification system upon which this publication is based. It is a method for classifying occupations based on similar skill and task requirements.

examine projected occupational growth by major occupational groups, by typical education requirements, and poverty levels.

Statewide Occupational Projections - 2010

Statewide employment is projected to increase from 217,376 jobs in 2000 to 250,002 by 2010, an overall increase of 32,626 jobs or 15.0 percent (see Table 3.1, page 22). For purposes of this research, we narrowed the analysis to include only those occupations requiring postsecondary education and paying average annual wages of $18,400 or higher. Of the 217,376 jobs in 2000, 27,706 jobs meet the education and income criteria (see Table 2.1 and Table 2.2 on page 9). The number of these jobs is expected to reach 32,498 by 2010.

Text continued on page 11

Table 2.1: Projected Employment Growth by Major Occupational Group in Wyoming for the 50 Occupations With the Greatest Projected Net Increase in Employment Requiring Postsecondary Education and Paying Average Annual Wages of at Least $18,400,[a] 2000 and 2010

			Employment				2001 Average Wage		
SOC[b]	Occupation Group Code and Title	#[c]	2000	Projected 2010	Change Number	Change Percent	Hourly	Annual	% of Poverty[d]
11-0000	Management	6	7,490	8,722	1,232	16.4%	$27.53	$57,271	311%
13-0000	Business & Financial Operations	2	2,287	2,649	362	15.8%	$20.97	$43,625	237%
15-0000	Computer & Mathematical Science	2	886	976	90	10.2%	$15.89	$33,049	180%
17-0000	Architecture & Engineering	5	1,078	1,497	419	38.9%	$23.57	$49,023	266%
19-0000	Life, Physical, & Social Science	2	483	673	190	39.2%	$14.43	$30,014	163%
21-0000	Community & Social Services	5	1,280	1,606	326	25.4%	$14.75	$30,686	167%
23-0000	Legal	1	663	713	50	7.6%	$27.75	$57,710	314%
25-0000	Education, Training & Library	5	7,470	8,151	681	9.1%	NA	$35,473	193%
27-0000	Arts, Design, Entertainment, Sports & Media	0	0	0	0	0.0%	$0.00	$0	0%
29-0000	Healthcare Practitioner & Technical	11	6,748	8,129	1,381	20.5%	$20.46	$42,544	231%
31-0000	Healthcare Support	1	231	280	49	21.4%	$11.19	$23,270	126%
33-0000	Protective Service	0	0	0	0	0.0%	$0.00	$0	0%
35-0000	Food Preparation & Serving Related	1	655	738	83	12.6%	$10.98	$22,840	124%
37-0000	Building & Grounds Cleaning & Maintenance	0	0	0	0	0.0%	$0.00	$0	0%
39-0000	Personal Care & Service	1	607	717	110	18.2%	$10.58	$22,000	120%
41-0000	Sales & Related	1	ND	ND	76	ND	ND	ND	ND
43-0000	Office & Administrative Support	1	555	668	113	20.4%	$10.21	$21,230	115%
45-0000	Farming, Fishing, & Forestry	0	0	0	0	0.0%	$0.00	$0	0%
47-0000	Construction & Extraction	0	0	0	0	0.0%	$0.00	$0	0%
49-0000	Installation, Maintenance, & Repair	5	3,406	4,074	668	19.6%	$15.36	$31,946	174%
51-0000	Production	1	1,100	1,295	195	17.7%	$14.58	$30,330	165%
53-0000	Transportation & Material Moving	0	0	0	0	0.0%	$0.00	$0	0%
	Total	**50**	**27,706**	**32,498**	**4,792**	**17.3%**	**$20.52**	**$41,144**	**224%**

[a]100 percent of the 2003 federal poverty guideline for a family of four.
[b]Standard Occupational Classification.
[c]Number of occupations per group.
[d]Based on $18,400 annually for a family of four (100% of the 2003 federal poverty guideline).
NA - No hourly wage available; annual only.
ND - Not disclosable due to confidentiality of information.

Table 2.2: The 50 Occupations in Wyoming With the Greatest Projected Net Increase in Jobs Requiring Postsecondary Education and Paying Average Annual Wages of at Least $18,400,[a] 2000 and 2010

Rank	SOC[b] Code and Occupation Title		Typical Education Requirements[c]	Employment 2000	Projected 2010	Change Number	Change Percent	2001 Average Wage Hourly	Annual	% of Poverty[d]
1	11-1021	General and Operations Managers	Bachelor's Degree Plus Experience	4,574	5,337	762	16.7%	$28.18	$58,620	319%
2	29-1111	Registered Nurses	Associate's Degree	3,570	4,274	705	19.7%	$19.04	$39,590	215%
3	49-3023	Automotive Service Technicians and Mechanics	Postsecondary Vocational Training	1,491	1,793	302	20.3%	$12.61	$26,230	143%
4	13-2011	Accountants and Auditors	Bachelor's Degree	1,124	1,381	257	22.9%	$21.12	$43,940	239%
5	25-2021	Elementary School Teachers, except Special Education	Bachelor's Degree	2,516	2,770	254	10.1%	NA	$36,270	197%
6	51-4121	Welders, Cutters, Solderers, and Brazers	Postsecondary Vocational Training	1,100	1,295	195	17.7%	$14.58	$30,330	165%
7	29-2061	Licensed Practical and Licensed Vocational Nurses	Postsecondary Vocational Training	834	1,004	169	20.3%	$13.25	$27,550	150%
8	17-2051	Civil Engineers	Bachelor's Degree	438	605	167	38.1%	$23.72	$49,330	268%
9	25-2031	Secondary School Teachers, except Special and Vocational Education	Bachelor's Degree	2,023	2,183	160	7.9%	NA	$37,500	204%
10	49-3031	Bus and Truck Mechanics and Diesel Engine Specialists	Postsecondary Vocational Training	823	957	134	16.3%	$16.24	$33,790	184%
11	25-2022	Middle School Teachers, Except Special and Vocational Education	Bachelor's Degree	1,292	1,422	130	10.1%	NA	$36,360	198%
12	49-3042	Mobile Heavy Equipment Mechanics, Except Engines	Postsecondary Vocational Training	835	956	121	14.5%	$19.69	$40,950	223%
13	43-6013	Medical Secretaries	Postsecondary Vocational Training	555	668	113	20.4%	$10.21	$21,230	115%
14	19-4099	Life, Physical, and Social Science Technicians, All Other	Associate's Degree	282	394	112	39.6%	$15.54	$32,320	176%
15	39-9031	Fitness Trainers and Aerobics Instructors	Postsecondary Vocational Training	607	717	110	18.2%	$10.58	$22,000	120%
16	13-1199	Business Operations Specialists, All Other	Bachelor's Degree	1,163	1,268	105	9.0%	$20.82	$43,320	235%
17	11-9111	Medical and Health Services Managers	Bachelor's Degree Plus Experience	547	651	104	19.0%	$24.60	$51,160	278%
18	11-3011	Administrative Services Managers	Bachelor's Degree Plus Experience	600	702	102	17.0%	$20.09	$41,790	227%
19	17-1022	Surveyors	Bachelor's Degree Plus Experience	218	315	96	44.1%	$22.97	$47,780	260%
20	11-3031	Financial Managers	Bachelor's Degree Plus Experience	779	874	95	12.2%	$26.86	$55,870	304%
21	21-1021	Child, Family, and School Social Workers	Bachelor's Degree	262	356	94	35.8%	$12.65	$26,300	143%
22	11-9021	Construction Managers	Bachelor's Degree	510	603	93	18.2%	$25.90	$53,870	293%
23	21-9099	All Other Counselors, Social and Religious Workers	Bachelor's Degree	564	650	85	15.1%	$16.12	$33,540	182%
24	35-1011	Chefs and Head Cooks	Postsecondary Vocational Training	655	738	83	12.6%	$10.98	$22,840	124%
25	25-3999	All Other Teachers, Primary, Secondary, and Adult	Bachelor's Degree	1,191	1,270	79	6.6%	NA	$29,260	159%
26	19-4031	Chemical Technicians	Associate's Degree	201	278	78	38.7%	$12.87	$26,770	145%
27	41-3041	Travel Agents	Postsecondary Vocational Training	ND	ND	ND	ND	ND	ND	ND
28	11-1011	Chief Executives	Bachelor's Degree Plus Experience	481	556	75	15.7%	$36.82	$76,590	416%
29	21-1015	Rehabilitation Counselors	Master's Degree	184	254	71	38.4%	$12.09	$25,150	137%
30	29-1051	Pharmacists	First Professional Degree	492	561	70	14.1%	$31.57	$65,670	357%
31	29-2034	Radiologic Technologists and Technicians	Associate's Degree	283	350	67	23.7%	$17.34	$36,070	196%
32	17-3022	Civil Engineering Technicians	Associate's Degree	136	203	67	49.3%	$15.16	$31,520	171%
33	29-1123	Physical Therapists	Master's Degree	337	403	66	19.5%	$25.43	$52,900	288%
34	49-2011	Computer, Automated Teller, and Office Machine Repairers	Postsecondary Vocational Training	188	251	64	34.0%	$14.35	$29,850	162%
35	29-2021	Dental Hygienists	Associate's Degree	297	360	63	21.3%	$23.69	$49,270	268%

Table 2.2: The 50 Occupations in Wyoming With the Greatest Projected Net Increase in Jobs Requiring Postsecondary Education and Paying Average Annual Wages of at Least $18,400,[a] 2000 and 2010 (Continued)

Rank	SOC[b] Code and Occupation Title		Typical Education Requirements[c]	Employment 2000	Employment Projected 2010	Change Number	Change Percent	2001 Average Wage Hourly	Annual	% of Poverty[d]
36	25-2041	Special Education Teachers, Preschool, Kindergarten, and Elementary School	Bachelor's Degree	449	506	58	12.8%	NA	$35,800	195%
37	29-2056	Veterinary Technologists and Technicians	Associate's Degree	105	161	56	53.4%	$10.46	$21,760	118%
38	29-2071	Medical Records and Health Information Technicians	Associate's Degree	284	335	52	18.2%	$10.92	$22,710	123%
39	23-1011	Lawyers	First Professional Degree	663	713	50	7.6%	$27.75	$57,710	314%
40	15-1021	Computer Programmers	Bachelor's Degree	280	331	50	17.9%	$20.01	$41,620	226%
41	31-9094	Medical Transcriptionists	Postsecondary Vocational Training	230	280	49	21.4%	$11.19	$23,270	126%
42	17-2171	Petroleum Engineers	Bachelor's Degree	202	250	48	23.8%	$33.47	$69,630	378%
43	29-1062	Family and General Practitioners	First Professional Degree	259	307	48	18.3%	$53.90	$112,120	609%
44	49-2092	Electric Motor, Power Tool, and Related Repairers	Postsecondary Vocational Training	69	117	47	68.3%	$14.53	$30,220	164%
45	29-1131	Veterinarians	First Professional Degree	94	141	47	50.2%	$24.47	$50,900	277%
46	21-1023	Mental Health and Substance Abuse Social Workers	Master's Degree	160	202	42	26.1%	$16.17	$33,630	183%
47	17-3011	Architectural and Civil Drafters	Postsecondary Vocational Training	84	125	41	48.8%	$14.11	$29,340	159%
48	15-1041	Computer Support Specialists	Associate's Degree	606	646	40	6.6%	$13.98	$29,080	158%
49	29-2012	Medical and Clinical Laboratory Technicians	Associate's Degree	194	233	39	20.0%	$13.01	$27,070	147%
50	21-1022	Medical and Public Health Social Workers	Bachelor's Degree	110	145	34	31.0%	$15.12	$31,450	171%
		Total	**Postsecondary Education**	**27,706**	**32,498**	**4,792**	**17.3%**	**$20.52**	**$41,144**	**224%**

[a]Represents 100 percent of the 2003 federal poverty guideline for a family of four.
[b]Standard Occupational Classification.
[c]As defined by the Bureau of Labor Statistics.
[d]Based on $18,400 annually for a family of four (100% of the 2003 federal poverty guideline).
NA - No hourly wage available; annual only.
ND - Not disclosable due to confidentiality of information.

Table 2.2 (see page 9) shows the distribution of the 27,706 jobs used in our analysis among the 50 occupations in Wyoming with the highest projected job increase from 2000 to 2010. General & Operations Managers are projected to have the greatest net employment increase (762 jobs or 16.7%) from 2000 to 2010. Registered Nurses are projected to have the second highest net increase with 705 jobs (19.7%).

As Figure 2.1 illustrates, the Healthcare Practitioner & Technical major group shows the most anticipated growth of any major occupational group (1,381 jobs). It also includes the largest variety of occupations (11) from the list of 50 occupations with the greatest employment increases. Among specific occupations included in the list are Licensed Practical Nurses (ranked 7th) and Pharmacists (ranked 30th). It is not surprising that the list is dominated by healthcare-related occupations given their increasingly important role in the state's economy. "Over the long term, Wyoming faces an aging population as its baby boomers head into retirement. This aging population will likely increase the demand for health services and potentially increase healthcare employment opportunities in the state, as well as job openings, as its workforce retires (Gallagher & McVeigh, 2003, p. xi)."

Figure 2.1: Distribution by Major Occupational Group of the 50 Occupations[a] in Wyoming With the Greatest Projected Net Increase In Employment, 2000 and 2010

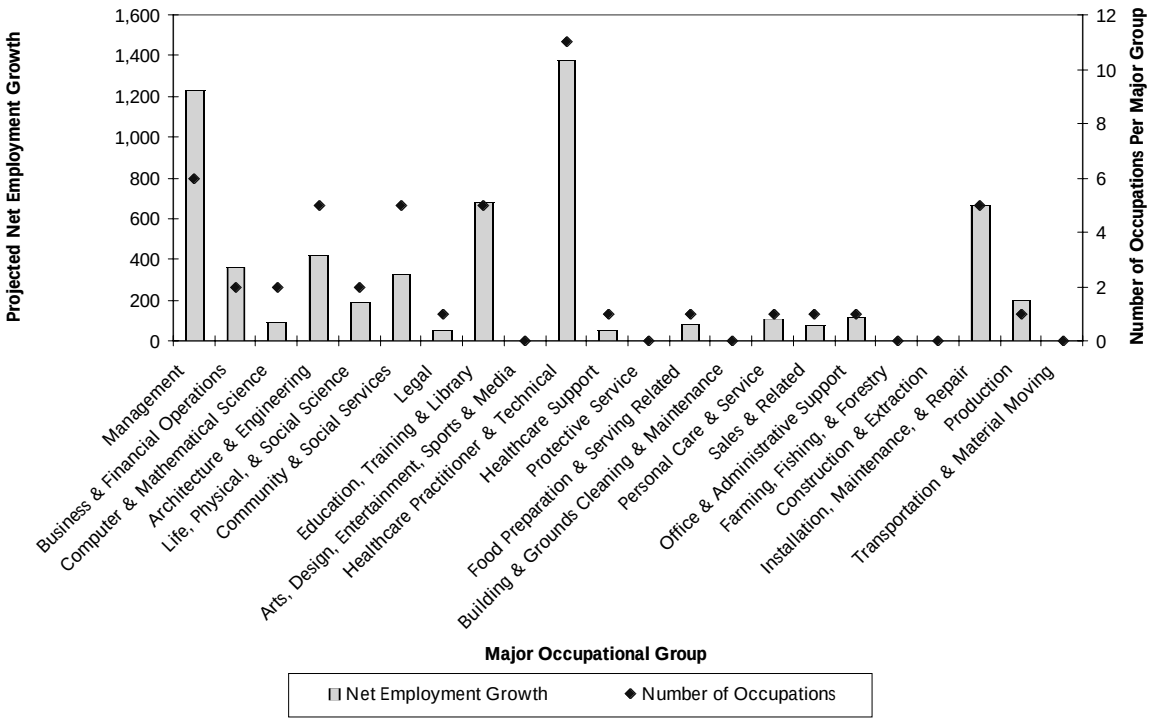

[a]Includes occupations requiring postsecondary education that pay average annual wages of at least $18,400 (100% of the federal poverty guideline for a family of four).

Management is projected to have the second highest growth (1,232 jobs) and the second largest variety of occupations (6). Included in Management are General & Operations Managers and Financial Managers. Management occupations tend to have greater prevalence in those industries or firms that require multiple layers of bureaucracy to manage day-to-day operations. These occupations are concentrated in industries that require large numbers of employees, such as Services and Retail Trade. Large firms in any industry also require more Management occupations because of their complex organizational hierarchy.

With occupational growth concentrated in a few major occupational groups, training providers have the opportunity to develop their curriculum based on anticipated occupational needs. By targeting their training to fast-growing, high-paying occupations, training providers may be able to take advantage of economy of scale to educate a larger number of students at a lower cost. Targeted training reduces the required number of educators and the need for equipment and supplies related to other disciplines.

The educational requirements of the 50 occupations used in our analysis are shown in Figure 2.2. Occupations requiring a Bachelor's degree, such as Accountants and Auditors, are expected to increase by 1,613 jobs. Growth among occupations requiring a Bachelor's degree plus experience is projected to be 1,236 jobs. Combined, these occupations constitute 20 of the 50 occupations and account for 47.9 percent of the growth.

Occupations that require postsecondary vocational training are projected to grow by 1,429 jobs. Automotive Service Technicians & Mechanics (ranked 3rd) and Chefs & Head Cooks (ranked 24th) are among

Figure 2.2: Percentage of Total New Jobs Within the 50 Occupations in Wyoming With the Greatest Projected Net Increase in Employment by Education Requirements

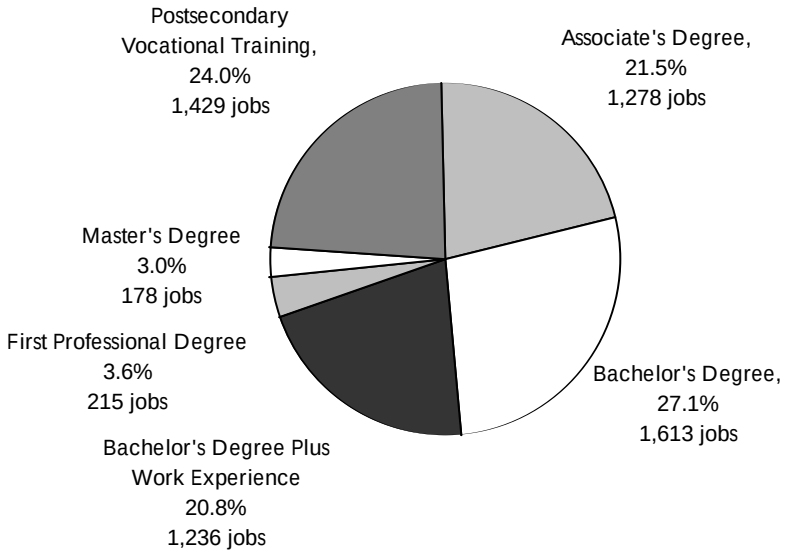

those requiring postsecondary vocational training.

The skills of the labor supply (human capital) are an important factor in occupational growth. In general, a highly skilled workforce is more productive than a less skilled workforce (Parkin, 1998). Education and skills also benefit workers in terms of earnings. Most often the higher the wage level, the more education or job experience required to hold that particular job (Hauf, 2002).

If Wyoming is to increase the number of workers with postsecondary training, and hence higher paying jobs, the state will need to attract industries that use occupations requiring advanced skills. Unless employment opportunities are at least comparable to opportunities elsewhere, the state can expect to continue to lose educated young workers to higher paying industries and jobs in other states. For Wyoming to attract and retain firms that have higher paying jobs, education and training must be a priority.

Figure 2.3 is a summary of the 50 occupations based on poverty guidelines. The poverty guidelines are grouped into ranges of 100 to 129 percent ($18,400 to $23,919 annually), 130 to 184 percent ($23,920 to $34,039 annually), and 185 and higher ($34,040 and higher

Sample Occupational Codes, Titles, and Descriptions

11-1021 General and Operations Managers

Plan, direct, or coordinate the operations of companies or public and private sector organizations. Duties and responsibilities include formulating policies, managing daily operations, and planning the use of materials and human resources, but are too diverse and general in nature to be classified in any one functional area of management or administration, such as personnel, purchasing, or administrative services. Includes owners and managers who head small business establishments whose duties are primarily managerial. Excludes "First-Line Supervisors/Managers of Retail Sales Workers" (41-1011) and workers in other small establishments. Illustrative Examples: Industrial Organization Manager; District Manager; Department Store General Manager.

29-2012 Medical and Clinical Laboratory Technicians

Perform routine medical laboratory tests for the diagnosis, treatment, and prevention of disease. May work under the supervision of a Medical Technologist. Illustrative Examples: Blood Bank Technician; Cytotechnician; Serology Technician.

For additional occupational information, including codes, titles, descriptions, and educational requirements, see U.S. Department of Labor, Bureau of Labor Statistics, Standard Occupational Classification (SOC) System at <http://stats.bls.gov/soc/>, and U.S. Department of Labor, Employment and Training Administration, Occupational Information Network Resource Center at <http://www.onetcenter.org>.

Figure 2.3: Distribution by Pay Range of the 50 Occupations in Wyoming With the Greatest Projected Net Increase in Employment Requiring Postsecondary Education, 2000 to 2010

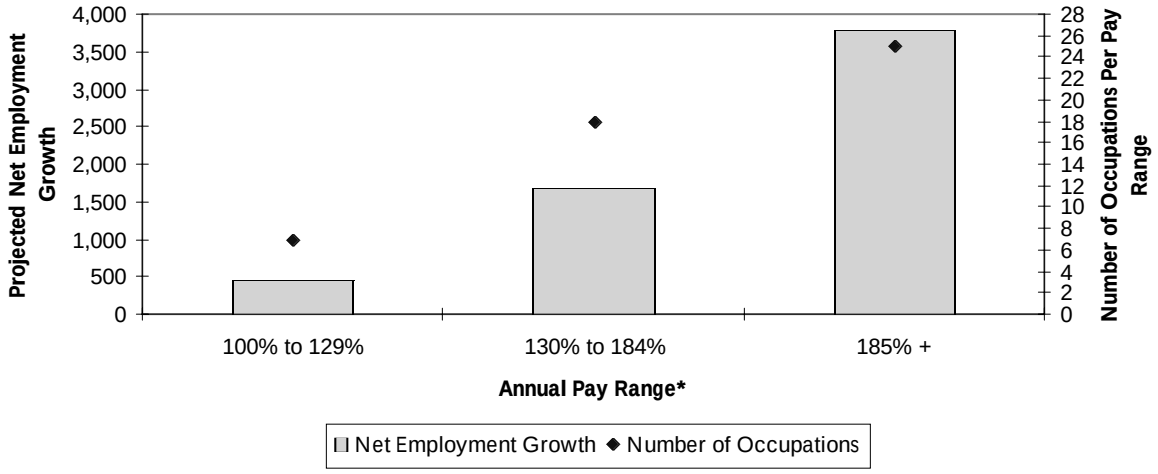

*Based on $18,400 annually for a family of four (the 2003 federal poverty guideline).

annually) of the federal poverty guideline (Thompson, 2003). For occupations requiring postsecondary education, most occupational growth occurs at or above 130 percent of the poverty guideline, indicating that most individuals with postsecondary education, on average, can expect to earn a living wage as a result of their investment in education.

Half of the 50 occupations shown pay at or above 185 percent of the poverty guideline. Civil Engineers and Mobile Heavy Equipment Mechanics, except Engines are among this group (268% and 223% of the poverty guideline, respectively). Among the 18 occupations paying wages in the range of 130 to 184 percent of the poverty guideline are Welders, Cutters, Solderers, and Brazers (165%) and Civil Engineering Technicians (171%). Medical Secretaries (115%) and Veterinary Technologists & Technicians (118%) are among the seven occupations paying wages in the lowest range (100 to 129%) above the poverty guideline.

Discussion

Although industry growth can be discussed without necessarily referring to occupational growth, the reverse is problematic. Occupational growth is largely a function of the industries in which people work in, and the demand for goods and services produced by those industries.

Industry and occupational growth can only occur if (1) the labor force has or is able to obtain the necessary skills to complete essential tasks, (2) labor can be imported into the state in sufficient quantities through migration (temporarily or permanently; Parkin, 1998), (3) natural increases in the labor force (more births than deaths or retirements) yield more young adults available for work, or (4) individuals not

currently in the labor force (such as retirees or stay-at-home parents) are enticed through wages or other benefits to join the labor market.

In conjunction with industry growth, projected occupational growth is influenced by several factors (U.S. Department of Labor, 2002) including:

- The needs of the general population because of changing demographics
- Change in the mix of industries in the state
- Change in the occupation composition of industries
- Labor intensity of industries
- Technological changes that result in an increase or decrease of certain occupations required in an industry
- Change in occupational skills requirements

Wyoming is likely to face a number of occupational changes because the state has a proportionately higher percentage of individuals in upper age brackets of 45 to 64 and fewer in the lower age brackets of 25 to 34 years of age (Gallagher, Harris, Leonard, Liu, & McVeigh, 2003). There are two consequences of retirement for the labor market. First, retirement creates openings for younger workers, provided that firms choose to hire for positions from which individuals retire. Note that retirement does not necessarily lead to job growth, only the opportunity for other workers to fill those positions. Second, as more workers retire the types of goods and services demanded by the overall population will shift. In particular, health services will increasingly influence the state's economy (Gallagher, et al, 2003). This partly explains why healthcare-related occupations, such as Registered Nurses, are projected to have high growth over the decade.

Despite anticipated changes in the types of goods and services demanded, the overall industry composition, and consequently occupational composition, is unlikely to change dramatically (Gallagher, et al, 2003). As a result, Services will continue to be the dominant industry in Wyoming.

The Services industry employs the most individuals, 36.2 percent of all workers in Wyoming in 2000 (Gallagher, et al, 2003). Similarly, in the U.S., Services employed 30 percent of all workers (U.S. Department of Labor, 2003). In Wyoming two major sub-industries, health and education, employed a combined 42,372 individuals, more than half (50.9%) of the Services industry employment in 2000. By 2010, health and education are expected to employ 49,385 individuals (Gallagher, et al, 2003). However, because of expected additional reductions in school enrollment in most areas of Wyoming and the reduced need for education services, the percentage of employment decreases slightly to 47.5 percent.

Staffing Patterns

Tables 2.3 and 2.4 (see pages 16 and 17) demonstrate how occupational requirements vary by industry. Each Table illustrates a hypothetical firm seeking to hire 125 workers. Table 2.3 shows a firm in oil and gas extraction (SIC 13), while Table 2.4 shows a firm in building materials, hardware, garden supply, and mobile home dealers (SIC 52). As the Tables show, firms in SIC 13 require a more diverse set of occupations (and hence skills) than do firms in SIC 52. Furthermore, there is very little overlap in the types of occupations

Table 2.3: Wyoming Sample Oil and Gas Extraction (SIC 13) Staffing Pattern Assuming 125 Employees in the Firm

SOC[b] Code and Occupation Title		Staffing Level % of Employment	Staffing Level Number of Workers	2001 Average Wage[a] Hourly	2001 Average Wage[a] Annual	2001 Average Wage[a] % of Poverty[c]
53-7073	Wellhead Pumpers	14.7%	18	$17.30	$35,620	194%
53-3032	Truck Drivers, Heavy and Tractor-Trailer	11.6%	15	$14.69	$30,550	166%
47-5099	Extraction Workers, All Other	9.7%	12	$14.02	$29,160	158%
47-5081	Helpers Extraction Workers	9.3%	12	$14.55	$30,270	165%
49-9098	Helpers Installation, Maintenance, and Repair Workers	6.5%	8	$13.03	$27,100	147%
51-8093	Petroleum Pump System Operators, Refinery Operators, and Gaugers	5.7%	7	$22.50	$46,800	254%
17-2171	Petroleum Engineers	5.1%	6	$33.47	$69,630	378%
47-1011	First-Line Supervisors/Managers of Construction Trades and Extraction Workers	4.8%	6	$22.98	$47,790	260%
11-1021	General and Operations Managers	3.8%	5	$28.18	$58,620	319%
43-3031	Bookkeeping, Accounting, and Auditing Clerks	3.6%	5	$10.68	$22,220	121%
43-9061	Office Clerks, General	3.4%	4	$8.95	$18,620	101%
43-6011	Executive Secretaries and Administrative Assistants	2.9%	4	$13.27	$27,590	150%
49-9041	Industrial Machinery Mechanics	1.9%	2	$22.05	$45,870	249%
11-3031	Financial Managers	1.9%	2	$26.86	$55,870	304%
43-1011	First-Line Supervisors/Managers of Office and Administrative Support Workers	1.9%	2	$16.13	$33,560	182%
13-1199	Business Operations Specialists, All Other	1.9%	2	$20.82	$43,320	235%
43-6014	Secretaries, Except Legal, Medical, and Executive	1.7%	2	$9.99	$20,790	113%
19-2042	Geoscientists, Except Hydrologists and Geographers	1.7%	2	$30.63	$63,700	346%
17-3099	All Other Drafters, Engineering, and Mapping Techs.	1.7%	2	$20.28	$42,180	229%
19-4041	Geological and Petroleum Technicians	1.3%	2	$19.58	$40,730	221%
47-2111	Electricians	1.3%	2	$18.63	$38,750	211%
49-1011	First-Line Supervisors/Managers of Mechanics, Installers, and Repairers	1.1%	1	$22.92	$47,670	259%
11-9041	Engineering Managers	0.8%	1	$34.82	$72,420	394%
17-2199	Engineers, All Other	0.6%	1	$25.70	$53,460	291%
49-2095	Electrical and Electronics Repairers, Powerhouse, Substation, and Relay	0.4%	1	$24.58	$51,130	278%
11-9199	Managers, All Other	0.4%	1	$26.34	$57,790	314%
	Total	**100.0%**	**125**	**$18.17**	**$37,753**	**205%**

[a]Average wage for Wyoming; not industry-specific.
[b]Standard Occupational Classification.
[c]Based on 18,400 annually for a family of four (100% of the 2003 federal poverty guideline).
Note: Totals may not sum due to rounding.

required for each industry. Only Bookkeeping, Accounting, & Auditing Clerks and General & Operations Managers are common to both industries.

Wages among the two industries are also very different. On average, occupations represented in SIC 13 pay $37,753 annually (205% of the poverty guideline), while occupations in SIC 52 pay $22,672 annually (123% of the poverty guideline). Based on poverty guideline, the lowest paying occupation in SIC 13 (Office Clerks, General) pays 101 percent of the poverty guideline, while the highest paying occupation (Engineering Managers) pays 394 percent

Table 2.4: Wyoming Sample Building Materials, Hardware, Garden Supply, and Mobile Home Dealers (SIC 52) Staffing Pattern Assuming 125 Employees in the Firm

SOC[b] Code and Occupation Title		Staffing Level % of Employment	Staffing Level Number of Workers	2001 Average Wage[a] Hourly	2001 Average Wage[a] Annual	2001 Average Wage[a] % of Poverty[c]
41-2031	Retail Salespersons	41.1%	51	$8.72	$18,130	99%
41-2011	Cashiers	15.5%	19	$7.41	$15,410	84%
41-1011	First-Line Supervisors/Managers of Retail Sales Workers	10.1%	13	$13.53	$28,140	153%
41-4012	Sales Representatives, Wholesale and Manufacturing, Except Technical and Scientific Products	8.5%	11	$17.20	$35,780	194%
43-5081	Stock Clerks and Order Fillers	7.8%	10	$10.13	$21,080	115%
43-3031	Bookkeeping, Accounting, and Auditing Clerks	6.2%	8	$10.68	$22,220	121%
11-1021	General and Operations Managers	4.6%	6	$28.18	$58,620	319%
53-7062	Laborers and Freight, Stock, and Material Movers, Hand	4.6%	6	$9.16	$19,060	104%
43-5071	Shipping, Receiving, and Traffic Clerks	1.6%	2	$10.62	$22,080	120%
	Total	**100.0%**	**125**	**$10.90**	**$22,672**	**123%**

[a]Average wage for Wyoming; not industry-specific.
[b]Standard Occupational Classification.
[c]Based on 18,400 annually for a family of four (100% of the 2003 federal poverty guideline).
Note: Totals may not sum due to rounding.

of the poverty guideline. The lowest paying occupation in SIC 52 (Cashiers) pays 84 percent of the poverty guideline, while the highest paying occupation (General & Operations Managers) pays 319 percent of the poverty guideline. Additionally, the proportion of high wage jobs (at or above 130% of the federal poverty guideline) is much higher in SIC 13 (91.3% of jobs) compared to SIC 52 (23.2% of jobs). Therefore, growth in SIC 52 will produce fewer high-wage occupations than growth in SIC 13.

Tables 2.3 (see page 16) and 2.4 demonstrate the possibility of evaluating industry variations in occupational demand and wages. While staffing patterns have many potential uses, they are especially useful to economic developers and firms looking to expand their businesses. For example, if an economic developer wants to improve wages in an area, then the staffing patterns can be used to help assess which industries will bring in occupations that are most likely to meet specific wage goals. Similarly, if a firm looks to expand into a particular locality, then the firm can evaluate its occupational needs and compare that to the availability of labor.

As technology changes, so will the mix of occupations within industries. Usually technology is focused towards reducing the number of workers required to perform a given set of tasks. Agriculture is perhaps the most conspicuous example of an industry in which the occupational mix required to produce agricultural goods has been, and continues to be, impacted by technology. At the peak in the early to mid-1900s, approximately 90 percent of the U.S. population lived on farms and ranches. Today, less than two percent of the U.S. population is based in Agriculture. Technological improvements in Agriculture are the reason that the

number of workers required to produce agricultural goods has declined so dramatically (Doering, 2000).

While technology has reduced or eliminated the need for certain occupations, such as railroad conductors and engineers (Union Pacific Railroad, 2003), it has had less impact on those occupations where substantial personal contact is required. Services and Retail Trade are two industries that typically demand more association between customers and providers. Consequently, they are generally more labor intensive, as demonstrated by the larger employment levels relative to other industries.

Changing skill needs for occupations also affect occupational growth. Again, much of the change is tied to technological changes (Grover & Martell, 2000). For instance, with computers and related technology becoming more user-friendly, a wider variety of occupations now require familiarity with computers for employment. Occupations ranging from bank tellers, to auto mechanics, to physicians require daily use of computers in their operations. In addition, crossover between technical and non-technical workers has become more common. For example, "The miniaturization of camera equipment has rendered obsolete the cumbersome mobile TV units of the past, replacing the camera operators, sound specialists and support personnel with, for example, single reporters carrying lightweight camcorders, or much smaller crews (International Labour Organization, 2002)."

Other Resources

Occupational projections are but one piece of a complex labor market puzzle. A number of other resources are available for readers to better understand the context in which these occupational projections were developed. The Occupational Employment Statistics program produces estimates of jobs by occupation, as well as information about wage rates. Results of the 2001 Wyoming Wage Survey, including employment estimates and wage information, are available from Research & Planning's website at <http://doe.state.wy.us/LMI/01oespub/toc.htm>. State-by-state 2002 wage estimates are available at <http://www.bls.gov/oes/2002/oessrcst.htm>.

Benefits, such as paid holiday leave, health insurance, and retirement plans are often an important consideration for employers and employees in terms of the overall compensation package that includes wages. For information about benefits employers provide to workers, the results of 2002 Wyoming Benefits Survey are available from our website at <http://doe.state.wy.us/LMI/benefits/bentoc.htm>.

Lastly, Wyoming's labor market does not operate in a vacuum. The economic climate of surrounding states as well the nation can impact the supply and demand for labor. In order to better understand the regional and national context of Wyoming's labor market, we encourage the review of information produced by other states. Links to other state websites can be accessed from our website at <http://doe.state.wy.us/LMI/resource.htm>.

Summary

Occupations are heavily influenced by the industry composition of the state. Demographic factors will heavily influence the goods and services

demanded, and consequently occupational growth. Industries related to healthcare, a focus of attention both in Wyoming and nationally, are forecast to experience relatively high job growth over the next decade as the overall age of the population increases. Other Services industries, including Engineering and Management Services and Business Services, are also expected to experience growth.

Despite the increased focus of the state's economy on providing health care services, the overall mix of industries is unlikely to change substantially. Regardless of industry, education will continue to be an important attribute for workers in search of higher paying jobs, whether the jobs are in Wyoming or elsewhere. When evaluating industry and occupational growth in the state, it is important to understand the regional and national context in which the growth occurs. Wyoming's unique status as an exporter of natural resources will continue to impact the direction of the state's economy.

References

Doering, O. (2000, May). *Technology and structural changes in agriculture since 1900.* Paper presented at the U.S. Department of Agriculture, Grain Inspection, Packers and Stockyards Administration conference Kansas City, MO.

Gallagher, T., Harris, M., Leonard, D. W., Liu, W., & McVeigh, B. (2003, April). *Employment outlook: 2010*. Retrieved January 30, 2003, from http://doe.state.wy.us/lmi/EmpOutlook2010.pdf

Gallagher, T. & McVeigh, B. (2003). Executive summary. In Gallagher, T., Harris, M., Leonard, D. W., Liu, W., & McVeigh, B., *Employment outlook: 2010*. Retrieved January 30, 2003, from http://doe.state.wy.us/lmi/EmpOutlook2010.pdf

Grover, M. & Martell, L. (2000, March). What could your next job be? *Minnesota economic trends*, March. Retrieved January 30, 2004 from http://www. mnworkforcecenter.org/lmi/trends/mar00/job.htm

Hauf, D. (2002). *2001 Wyoming wage survey.* Retrieved January 30, 2004, from http://doe.state.wy.us/lmi/01oespub/toc.htm

International Labour Organization. (2002). *Employment and changing skills requirements.* Retrieved January 30, 2004, from http://www.ilo.org/public/english/dialogue/sector/sectors/media/emp.htm

Parkin, M. (1998). *Macroeconomics*, (4th ed.). Reading, MA: Addison-Wesley.

Thompson, T. (2003). Annual Update of the HHS Poverty Guidelines, 68(26) Fed.Reg. 6,456-6,458.

Union Pacific Railroad. (2003). *Technology overtakes the caboose.* Retrieved January 30, 2004, from http://www.uprr.com/aboutup/history/caboose/caboo02.shtml

U.S. Department of Labor. (2002). *Occupational projections and training data* (Bulletin 2542). Retrieved January 30, 2004, from http://www.bls.gov/emp/emp_repl.pdf

U.S. Department of Labor. (2003). *Services*. Retrieved January 30, 2004 from http://stats.bls.gov/iag/iaghome.htm

Chapter 3. Regional Occupational Projections

text by: Sara Saulcy, Economist
data and methodology by: Tony Glover, Senior Research Analyst

In this chapter we review occupational projections by region (see Map). We focus on the 50 fastest growing occupations that require postsecondary education and pay at least $18,400 a year. For comparison purposes, we also report total growth in each of the six regions. The complete listing of occupations regardless of education or income status are provided in the appendix.

Regional Summary

Total occupational growth in Wyoming is projected to be 32,626 jobs (see Table 3.1, page 22). The Cheyenne Metropolitan Statistical Area (MSA) is projected to have the highest total net growth of the six regions with 6,889 jobs, followed by the Northeast Region with 6,431 jobs. With projected net growth of 1,519 jobs, the Central-Southeast Region is projected to have the lowest net growth.

When examining the 50 occupations with the greatest projected net growth for occupations that pay at least $18,400 (100% of the 2003 federal poverty guideline; Thompson, 2003) and require

Map: Occupational Employment Statistics (OES) Regions of Wyoming

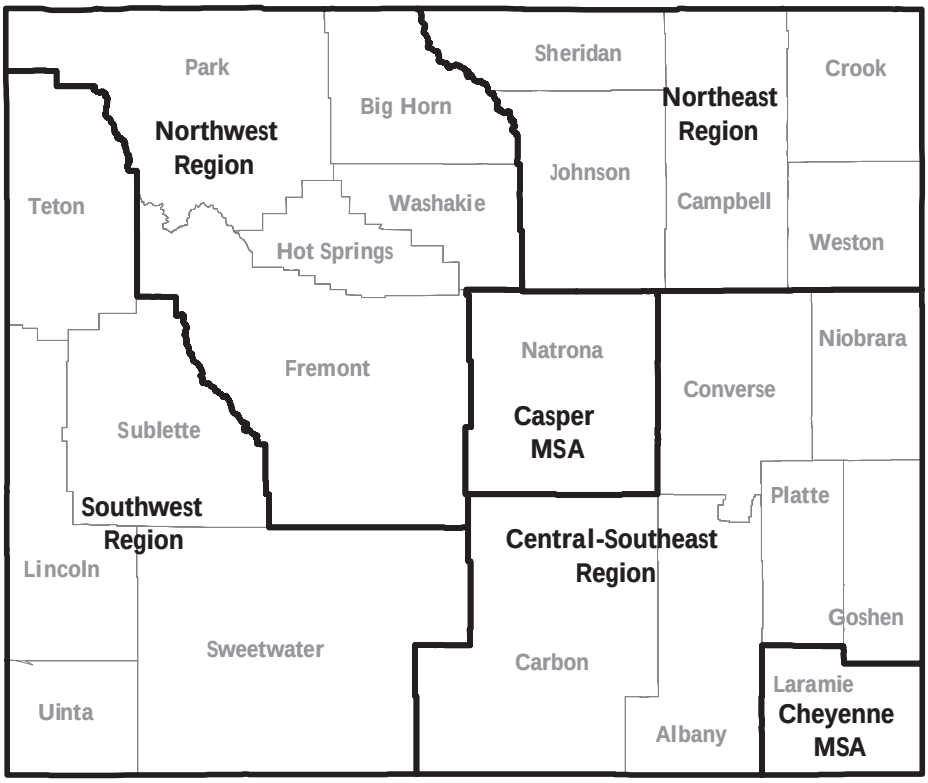

Table 3.1: Projected Total Employment Growth and Average Wage by Wyoming Region, 2000, 2001, and 2010

	Employment				2001 Average Wage		
		Projected	Change				% of
Region	2000	2010	Number	Percent	Hourly	Annual	Poverty[a]
Central-Southeast	32,093	33,612	1,519	4.7%	$12.50	$27,551	150%
Northeast	35,686	42,117	6,431	18.0%	$14.34	$30,999	168%
Northwest	33,623	37,306	3,683	11.0%	$12.65	$26,820	146%
Southwest	49,512	58,167	8,655	17.5%	$14.63	$31,224	170%
Casper MSA[b]	30,951	36,400	5,449	17.6%	$13.63	$28,720	156%
Cheyenne MSA[b]	35,511	42,400	6,889	19.4%	$13.74	$28,885	157%
Total	**217,376**	**250,002**	**32,626**	**15.0%**	**$12.50**	**$27,551**	**150%**

[a]Based on $18,400 annually for a family of four (100% of the 2003 federal poverty guideline).
[b]Metropolitan Statistical Area.

postsecondary education, across the six regions of the state, Registered Nurses ranked no lower than third for net occupational growth over the 2000 to 2010 period. General & Operations Managers ranked no lower than sixth. The Healthcare Practitioner & Technical Occupations major group is generally expected to experience the most substantial gains in employment across regions, largely due to Wyoming's aging population (for a complete discussion of the impact of demographics on occupational growth, see Chapter 2, page 7). The exception is the Northeast Region, where the Installation, Maintenance, & Repair, and Management major groups are expected to outpace growth in the Healthcare Practitioner & Technical Occupations major group due to coalbed methane. Occupations requiring a Bachelor's degree are projected to have the highest growth among education types in all areas of the state except the Casper Metropolitan Statistical Area (MSA). Occupations paying 185 percent of the poverty guideline and higher are projected to see the greatest net occupational growth across the six regions.

Regional Highlights

Central-Southeast

Total net growth in the Central-Southeast Region is projected to be 1,519 jobs, the lowest of the six regions (see Table 3.1). Occupations that pay at or above the poverty guideline and require postsecondary education are projected to grow by 640 jobs (see Table 3.2, page 23). Of the 50 highest growth occupations meeting these criteria, Registered Nurses are projected to have the largest net growth with 83 jobs and Accountants & Auditors are ranked second with 40 jobs (see Table 3.3, page 24).

The Healthcare Practitioner & Technical Occupations major group is

expected to experience the highest net growth in the region, with 160 jobs (see Figure 3.1, page 26). Registered Nurses and Dental Hygienists are among the detailed occupations included in this group. As mentioned previously, changing demographics are a primary reason for the projected increase in these types of occupations. The Life, Physical, & Social Science major group is projected to have the second highest net growth with 107 jobs. Among detailed occupations in this group are Anthropologists & Archeologists and Chemical Technicians, which tie into the research activities of educational institutions in the region. Several occupations in the Architecture & Engineering major group are also represented among the high growth

Text continued on page 27

Table 3.2: Projected Employment Growth by Major Occupational Group in the Central-Southeast Region for the 50 Occupations With the Greatest Projected Net Increase in Employment Requiring Postsecondary Education and Paying Average Annual Wages of at Least $18,400,[a] 2000 and 2010

SOC[b]	Occupation Group Code and Title	#[c]	Employment 2000	Employment Projected 2010	Change Number	Change Percent	2001 Average Wage Hourly	2001 Average Wage Annual	2001 Average Wage % of Poverty[d]
11-0000	Management	7	959	1,047	88	9.2%	$26.16	$54,406	296%
13-0000	Business & Financial Operations	3	ND	ND	71	ND	ND	ND	ND
15-0000	Computer & Mathematical Science	1	24	31	7	29.2%	$17.06	$35,490	193%
17-0000	Architecture & Engineering	7	221	317	96	43.4%	$22.25	$46,272	251%
19-0000	Life, Physical, & Social Science	7	ND	ND	107	ND	ND	ND	ND
21-0000	Community & Social Services	7	251	312	61	24.3%	$13.00	$27,043	147%
23-0000	Legal	0	0	0	0	0.0%	$0.00	$0	0%
25-0000	Education, Training, & Library	0	0	0	0	0.0%	$0.00	$0	0%
27-0000	Arts, Design, Entertainment, Sports, & Media	0	0	0	0	0.0%	$0.00	$0	0%
29-0000	Healthcare Practitioner & Technical	11	ND	ND	160	ND	$18.53	$38,540	209%
31-0000	Healthcare Support	1	47	53	6	12.8%	$11.46	$23,840	130%
33-0000	Protective Service	0	0	0	0	0.0%	$0.00	$0	0%
35-0000	Food Preparation & Serving Related	0	0	0	0	0.0%	$0.00	$0	0%
37-0000	Building & Grounds Cleaning & Maintenance	0	0	0	0	0.0%	$0.00	$0	0%
39-0000	Personal Care & Service	2	ND	ND	14	ND	ND	ND	ND
41-0000	Sales & Related	1	12	17	5	41.7%	$57.55	$119,700	651%
43-0000	Office & Administrative Support	1	55	66	11	20.0%	$10.73	$22,320	121%
45-0000	Farming, Fishing, & Forestry	0	0	0	0	0.0%	$0.00	$0	0%
47-0000	Construction & Extraction	0	0	0	0	0.0%	$0.00	$0	0%
49-0000	Installation, Maintenance, & Repair	2	216	228	12	5.6%	$12.01	$24,984	136%
51-0000	Production	0	0	0	0	0.0%	$0.00	$0	0%
53-0000	Transportation & Material Moving	0	0	0	0	0.0%	$0.00	$0	0%
	Total	**50**	**3,373**	**4,013**	**640**	**19.0%**	**$19.66**	**$40,889**	**222%**

[a]100 percent of the 2003 federal poverty guideline for a family of four.

[b]Standard Occupational Classification.

[c]Number of occupations per group.

[d]Based on $18,400 annually for a family of four (100% of the 2003 federal poverty guideline).

ND - Not disclosable due to confidentiality of information.

Table 3.3: The 50 Occupations in Wyoming's Central-Southeast Region With the Greatest Projected Net Increase in Employment Requiring Postsecondary Education and Paying Average Annual Wages of at Least $18,400,[a] 2000 and 2010

Rank	SOC[b] Code and Occupation Title		Typical Education Requirements[c]	Employment 2000	Projected 2010	Change Number	Change Percent	2001 Average Wage Hourly	Annual	% of Poverty[d]
1	29-1111	Registered Nurses	Associate's Degree	418	501	83	19.9%	$20.29	$42,200	229%
2	13-2011	Accountants & Auditors	Bachelor's Degree	141	181	40	28.4%	$16.79	$34,930	190%
3	21-1021	Child, Family, & School Social Workers	Bachelor's Degree	ND	ND	ND	ND	ND	ND	ND
4	29-2061	Licensed Practical & Licensed Vocational Nurses	Postsecondary Vocational Trng.	137	166	29	21.2%	$14.24	$29,620	161%
5	17-1022	Surveyors	Bachelor's Degree	ND	ND	ND	ND	$21.65	$45,040	245%
6	11-1021	General & Operations Managers	Bachelor's Degree Plus Exp.	565	587	22	3.9%	$27.59	$57,380	312%
7	19-2041	Environmental Scientists & Specialists, Including Health	Bachelor's Degree	ND	ND	ND	ND	ND	ND	ND
8	19-4099	Life, Physical, & Social Science Technicians, All Other	Associate's Degree	107	127	20	18.7%	$14.20	$29,540	161%
9	19-3091	Anthropologists & Archeologists	Master's Degree	46	65	19	41.3%	$14.97	$31,130	169%
10	13-1111	Management Analysts	Bachelor's Degree Plus Exp.	ND	ND	ND	ND	ND	ND	ND
11	17-2051	Civil Engineers	Bachelor's Degree	ND	ND	ND	ND	$23.61	$49,110	267%
12	19-4091	Environmental Science & Protection Technicians, Including Health	Associate's Degree	33	50	17	51.5%	$14.79	$30,760	167%
13	11-3011	Administrative Services Managers	Bachelor's Degree Plus Exp.	81	97	16	19.8%	$15.54	$32,330	176%
14	17-3022	Civil Engineering Technicians	Associate's Degree	ND	ND	ND	ND	ND	ND	ND
15	17-2081	Environmental Engineers	Bachelor's Degree	ND	ND	ND	ND	ND	ND	ND
16	11-9021	Construction Managers	Bachelor's Degree	ND	ND	ND	ND	$32.34	$67,260	366%
17	11-9111	Medical & Health Services Managers	Bachelor's Degree Plus Exp.	63	76	13	20.6%	$22.32	$46,420	252%
18	11-3031	Financial Managers	Bachelor's Degree Plus Exp.	84	96	12	14.3%	$23.26	$48,390	263%
19	43-6013	Medical Secretaries	Postsecondary Vocational Trng.	54	66	12	22.3%	$10.73	$22,320	121%
20	19-4031	Chemical Technicians	Associate's Degree	45	57	12	26.7%	$12.93	$26,900	146%
21	13-1199	Business Operations Specialists, All Other	Bachelor's Degree	210	222	12	5.7%	$18.03	$37,510	204%
22	17-2041	Chemical Engineers	Bachelor's Degree	22	32	10	45.5%	$25.41	$52,860	287%
23	17-2071	Electrical Engineers	Bachelor's Degree	ND	ND	ND	ND	$25.56	$53,150	289%
24	19-1010	Agricultural & Food Scientists	Bachelor's Degree	18	28	10	55.6%	$14.49	$30,150	164%
25	19-2042	Geoscientists, Except Hydrologists & Geographers	Bachelor's Degree	28	37	9	32.1%	$29.94	$62,280	338%
26	21-9099	All Other Counselors, Social & Religious Workers	Bachelor's Degree	ND	ND	ND	ND	ND	ND	ND
27	39-9032	Recreation Workers	Bachelor's Degree	ND	ND	ND	ND	ND	ND	ND
28	29-2011	Medical & Clinical Laboratory Technologists	Bachelor's Degree	42	50	8	19.0%	$19.94	$41,470	225%
29	49-3023	Automotive Service Technicians & Mechanics	Postsecondary Vocational Trng.	141	149	8	5.7%	$12.17	$25,320	138%
30	11-9121	Natural Sciences Managers	Bachelor's Degree Plus Exp.	23	31	8	34.8%	$29.22	$60,780	330%
31	29-2021	Dental Hygienists	Associate's Degree	35	42	7	20.0%	$21.06	$43,800	238%
32	29-2071	Medical Records & Health Information Technicians	Associate's Degree	34	41	7	20.6%	$10.20	$21,220	115%
33	15-1051	Computer Systems Analysts	Bachelor's Degree	24	31	7	29.2%	$17.06	$35,490	193%
34	31-9094	Medical Transcriptionists	Postsecondary Vocational Trng.	47	53	6	12.8%	$11.46	$23,840	130%
35	29-2034	Radiologic Technologists & Technicians	Associate's Degree	28	34	6	21.4%	$16.79	$34,920	190%
36	21-1014	Mental Health Counselors	Master's Degree	ND	ND	ND	ND	$17.57	$36,540	199%
37	39-9031	Fitness Trainers & Aerobics Instructors	Postsecondary Vocational Trng.	ND	ND	ND	ND	$10.22	$21,260	116%

Table 3.3: The 50 Occupations in Wyoming's Central-Southeast Region With the Greatest Projected Net Increase in Employment Requiring Postsecondary Education and Paying Average Annual Wages of at Least $18,400,[a] 2000 and 2010 (Continued)

Rank	SOC[b] Code and Occupation Title		Typical Education Requirements[c]	Employment 2000	Projected 2010	Change Number	Change Percent	2001 Average Wage Hourly	Annual	% of Poverty[d]
38	29-1131	Veterinarians	First Professional Degree	ND	ND	ND	ND	$26.59	$55,310	301%
39	29-1123	Physical Therapists	Master's Degree	27	33	6	22.2%	$25.72	$53,490	291%
40	11-9141	Property, Real Estate, & Community Association Managers	Bachelor's Degree	ND	ND	ND	ND	$10.40	$21,630	118%
41	17-3011	Architectural & Civil Drafters	Postsecondary Vocational Trng.	11	17	6	54.5%	$16.08	$33,450	182%
42	41-3031	Securities, Commodities, & Financial Serv. Sales Agents	Bachelor's Degree	12	17	5	41.7%	$57.55	$119,700	651%
43	21-1015	Rehabilitation Counselors	Master's Degree	16	20	4	25.0%	$12.68	$26,370	143%
44	29-2055	Surgical Technologists	Postsecondary Vocational Trng.	ND	ND	ND	ND	ND	ND	ND
45	49-3031	Bus & Truck Mechanics & Diesel Engine Specialists	Postsecondary Vocational Trng.	76	79	3	3.9%	$11.71	$24,360	132%
46	21-1092	Probation Officers & Correctional Treatment Specialists	Bachelor's Degree	ND	ND	ND	ND	ND	ND	ND
47	21-1091	Health Educators	Master's Degree	11	14	3	27.3%	$15.31	$31,850	173%
48	29-2053	Psychiatric Technicians	Postsecondary Vocational Trng.	ND	ND	ND	ND	ND	ND	ND
49	21-1013	Marriage & Family Therapists	Master's Degree	ND	ND	ND	ND	ND	ND	ND
50	29-2054	Respiratory Therapy Technicians	Postsecondary Vocational Trng.	10	12	2	20.0%	$13.98	$29,070	158%
		Total	**Postsecondary Education**	**3,373**	**4,013**	**640**	**19.0%**	**$19.66**	**$40,889**	**222%**

[a]Represents 100 percent of the 2003 federal poverty guideline for a family of four.
[b]Standard Occupational Classification.
[c]As defined by the U.S. Department of Labor, Bureau of Labor Statistics.
[d]Based on $18,400 annually for a family of four (100% of the 2003 federal poverty guideline).
ND - Not disclosable due to confidentiality of information.

Figure 3.1: Distribution by Major Occupational Group of the 50 Occupations[a] in Wyoming's Central-Southeast Region With the Greatest Projected Net Increase in Employment, 2000 and 2010

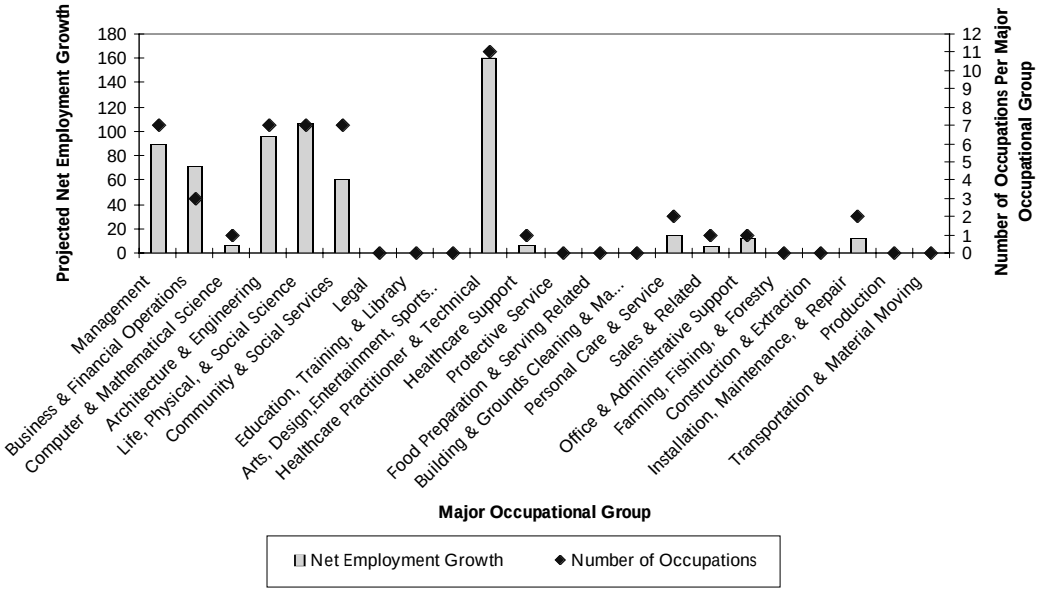

[a]Includes occupations requiring postsecondary education that pay average annual wages of at least $18,400 (100% of the federal poverty guideline for a family of four).

Figure 3.2: Percentage of Total New Jobs Within the 50 Occupations in Wyoming's Central-Southeast Region With the Greatest Projected Net Increase in Employment by Education Requirements, 2000 to 2010

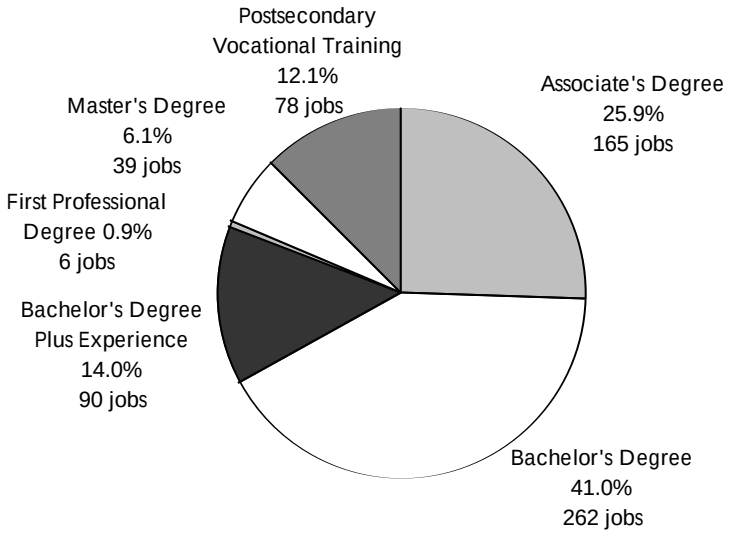

Figure 3.3: Distribution by Pay Range of the 50 Occupations in Wyoming's Central-Southeast Region With the Greatest Projected Net Increase in Employment Requiring Postsecondary Education, 2000 to 2010

[a]Based on $18,400 annually for a family of four (the 2003 federal poverty guideline).

occupations (96 jobs). The Sales & Related major group is projected to have the lowest growth (5 jobs).

Occupations requiring a Bachelor's degree are projected to have the highest growth in the Central-Southeast Region (262 jobs), followed by occupations that require an Associate's degree (165 jobs, see Figure 3.2, page 26).

The greatest net growth (389 jobs) in terms of wages is projected to be in occupations that pay at least 185 percent of the poverty guideline (see Figure 3.3). Among the detailed occupations that pay wages at the 185 percent and higher level are Civil Engineers and Financial Managers. Occupations that pay 130 to 184 percent of the poverty guideline are projected to increase by 163 jobs. Licensed Practical & Vocational Nurses, and Administrative Service Managers are among the detailed occupations that pay wages at this level. Net employment growth is expected to be 88 jobs in occupations that pay 100 to 129 percent of the poverty guideline. Represented in this pay range are the detailed occupations Medical Secretaries and Fitness Trainers & Aerobics Instructors.

Northeast

With average annual employment growth projected to be 18 percent for all occupations regardless of education or income criteria (6,431

jobs over 10 years; see Table 3.1, page 22), the Northeast Region is projected to be the second fastest growing region behind the Cheyenne MSA (Gallagher, Harris, Leonard, Liu, & McVeigh, 2003). Installation, Maintenance, & Repair is projected to have the highest net growth (266 jobs) followed by Management (241 jobs; see Table 3.4 below and Figure 3.4, page 29). The Northeast Region is the only region where Healthcare Practitioner & Technical Occupations is not projected to have the highest growth. The Northeast Region is second to the Southwest Region in growth of Architecture & Engineering occupations. The highest percentage growth is projected to be in Production occupations (68.5%).

Table 3.4: Projected Employment Growth by Major Occupational Group in the Northeast Region for the 50 Occupations With the Greatest Projected Net Increase in Employment Requiring Postsecondary Education and Paying Average Annual Wages of at Least $18,400,[a] 2000 and 2010

			Employment				2001 Average Wage		
				Projected	Change				% of
SOC[b]	Occupation Group Code and Title	#[c]	2000	2010	Number	Percent	Hourly	Annual	Poverty[d]
11-0000	Management	8	1,341	1,581	241	17.9%	$27.60	$57,419	312%
13-0000	Business & Financial Operations	4	ND	ND	71	ND	$22.21	$46,208	251%
15-0000	Computer & Mathematical Science	1	36	43	7	20.7%	$14.44	$30,040	163%
17-0000	Architecture & Engineering	4	235	342	107	45.6%	$22.10	$45,971	250%
19-0000	Life, Physical, & Social Science	4	ND	ND	52	ND	ND	ND	ND
21-0000	Community & Social Services	2	ND	ND	27	ND	$11.67	$24,267	132%
23-0000	Legal	0	0	0	0	0.0%	$0.00	$0	0%
25-0000	Education, Training, & Library	6	1,367	1,482	116	8.5%	NA	$34,005	185%
27-0000	Arts, Design, Entertainment, Sports, & Media	0	0	0	0	0.0%	$0.00	$0	0%
29-0000	Healthcare Practitioner & Technical	8	ND	ND	187	ND	ND	ND	ND
31-0000	Healthcare Support	0	0	0	0	0.0%	$0.00	$0	0%
33-0000	Protective Service	0	0	0	0	0.0%	$0.00	$0	0%
35-0000	Food Preparation & Serving Related	1	ND	ND	11	ND	$10.20	$21,210	115%
37-0000	Building & Grounds Cleaning & Maintenance	0	0	0	0	0.0%	$0.00	$0	0%
39-0000	Personal Care & Service	1	ND	ND	8	ND	ND	ND	ND
41-0000	Sales & Related	2	ND	ND	21	ND	ND	ND	ND
43-0000	Office & Administrative Support	1	118	134	16	13.9%	$10.32	$21,470	117%
45-0000	Farming, Fishing, & Forestry	0	0	0	0	0.0%	$0.00	$0	0%
47-0000	Construction & Extraction	0	0	0	0	0.0%	$0.00	$0	0%
49-0000	Installation, Maintenance, & Repair	7	ND	ND	266	ND	ND	ND	ND
51-0000	Production	1	143	240	98	68.5%	$15.89	$33,040	180%
53-0000	Transportation & Material Moving	0	0	0	0	0.0%	$0.00	$0	0%
	Total	**50**	**6,254**	**7,480**	**1,226**	**19.6%**	**$20.39**	**$40,688**	**221%**

[a]100 percent of the 2003 federal poverty guideline for a family of four.
[b]Standard Occupational Classification.
[c]Number of occupations per group.
[d]Based on $18,400 annually for a family of four (100% of the 2003 federal poverty guideline).
NA-No hourly wage available; annual only.
ND - Not disclosable due to confidentiality of information.

Figure 3.4: Distribution by Major Occupational Group of the 50 Occupations[a] in Wyoming's Northeast Region With the Greatest Projected Net Increase in Employment, 2000 and 2010

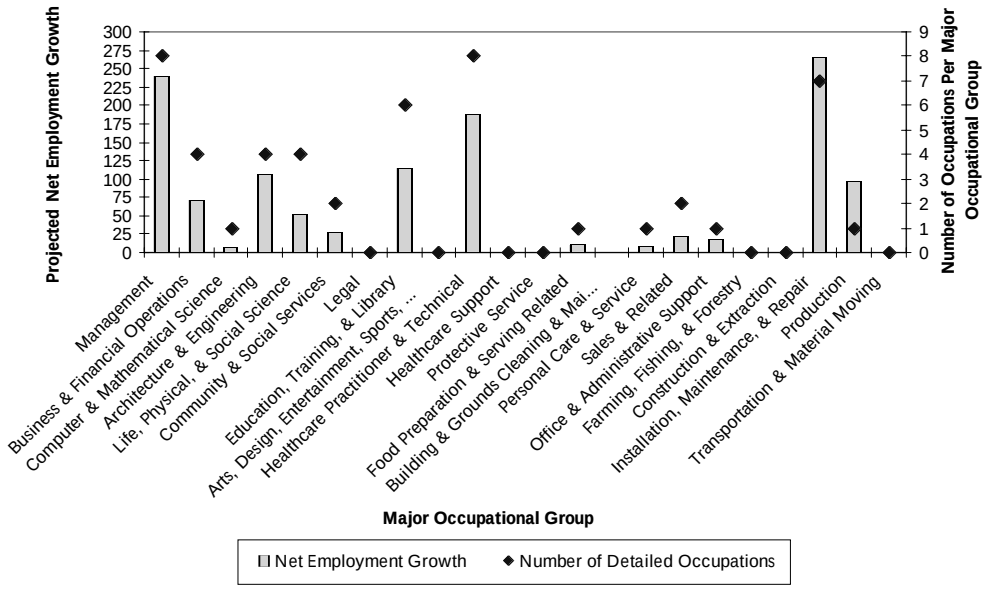

[a]Includes occupations requiring postsecondary education that pay average annual wages of at least $18,400 (100% of the federal poverty guideline for a family of four).

For detailed occupations, General & Operations Managers are projected to experience the highest net growth (151 jobs, see Table 3.5, page 30).

The growth in Mining (especially oil and gas extraction) is expected to spur growth across a diverse set of industries. Among these mining-related industries are Construction; Transportation, Communications, & Public Utilities (TCPU); and Wholesale Trade. New power plants and pipeline projects will also contribute to growth in the region (Gallagher, et al., 2003).

Occupations requiring postsecondary vocational training are projected to have the highest net growth among education types (440 jobs, see Figure 3.5, page 32). Only the Southwest Region is expected to have higher growth in occupations requiring this type of education. This is tied to growth in Installation, Maintenance, & Repair, as detailed occupations in this major group usually require postsecondary vocational training. Occupations requiring a Bachelor's degree are projected to have the second highest growth among education types (321 jobs). The smallest growth is projected to be for occupations requiring a Master's degree (20 jobs).

More than half (56.1% or 688 jobs) of the 50 fastest growing occupations

Text continued on page 33

Table 3.5: The 50 Occupations in Wyoming's Northeast Region With the Greatest Projected Net Increase in Employment Requiring Postsecondary Education and Paying Average Annual Wages of at Least $18,400,[a] 2000 and 2010

Rank	SOC[b] Code and Occupation Title		Typical Education Requirements[c]	Employment 2000	Projected 2010	Change Number	Change Percent	2001 Average Wage Hourly	Annual	% of Poverty[d]
1	11-1021	General & Operations Managers	Bachelor's Degree Plus Exp.	779	930	151	19.4%	$29.37	$61,090	332%
2	51-4121	Welders, Cutters, Solderers, & Brazers	Postsecondary Vocational Training	143	240	97	67.8%	$15.89	$33,040	180%
3	29-1111	Registered Nurses	Associate's Degree	716	807	91	12.7%	$19.43	$40,420	220%
4	49-3042	Mobile Heavy Equipment Mechanics, Except Engines	Postsecondary Vocational Training	407	495	88	21.6%	$21.55	$44,820	244%
5	49-3023	Automotive Service Technicians & Mechanics	Postsecondary Vocational Training	252	318	66	26.2%	$13.57	$28,220	153%
6	17-2051	Civil Engineers	Bachelor's Degree	97	147	50	51.5%	$22.12	$46,010	250%
7	49-2092	Electric Motor, Power Tool, & Related Repairers	Postsecondary Vocational Training	ND	ND	ND	ND	$11.93	$24,820	135%
8	25-3999	All Other Teachers, Primary, Secondary, & Adult	Bachelor's Degree	ND	ND	ND	ND	NA	$32,160	175%
9	49-3031	Bus & Truck Mechanics & Diesel Engine Specialists	Postsecondary Vocational Training	149	185	36	24.2%	$15.65	$32,550	177%
10	13-2011	Accountants & Auditors	Bachelor's Degree	101	130	29	28.7%	$25.08	$52,180	284%
11	17-3022	Civil Engineering Technicians	Associate's Degree	ND	ND	ND	ND	$16.57	$34,460	187%
12	11-9111	Medical & Health Services Managers	Bachelor's Degree Plus Exp.	156	176	20	12.8%	$25.62	$53,290	290%
13	21-1022	Medical & Public Health Social Workers	Bachelor's Degree	ND	ND	ND	ND	$11.52	$23,960	130%
14	13-1199	Business Operations Specialists, All Other	Bachelor's Degree	ND	ND	ND	ND	$23.89	$49,690	270%
15	25-2011	Preschool Teachers, Except Special Education	Bachelor's Degree	35	54	19	54.3%	$10.00	$20,800	113%
16	25-2022	Middle School Teachers, Except Special & Vocational Education	Bachelor's Degree	ND	ND	ND	ND	NA	$36,910	201%
17	11-9021	Construction Managers	Bachelor's Degree	76	94	18	23.7%	$20.80	$43,260	235%
18	29-2061	Licensed Practical & Licensed Vocational Nurses	Postsecondary Vocational Training	139	156	17	12.2%	$13.18	$27,420	149%
19	29-2071	Medical Records & Health Information Technicians	Associate's Degree	ND	ND	ND	ND	ND	ND	ND
20	11-3031	Financial Managers	Bachelor's Degree Plus Exp.	127	143	16	12.6%	$27.71	$57,640	313%
21	29-2056	Veterinary Technologists & Technicians	Associate's Degree	30	46	16	53.3%	$10.88	$22,620	123%
22	43-6013	Medical Secretaries	Postsecondary Vocational Training	118	134	16	13.6%	$10.32	$21,470	117%
23	17-2151	Mining & Geological Engineers, Including Mining Safety Engineers	Bachelor's Degree	60	76	16	26.7%	$30.59	$63,620	346%
24	25-2021	Medical & Health Services Managers	Bachelor's Degree	ND	ND	ND	ND	NA	$37,980	206%
25	19-4031	Chemical Technicians	Associate's Degree	ND	ND	ND	ND	$14.74	$30,660	167%
26	19-4099	Life, Physical, & Social Science Technicians, All Other	Associate's Degree	ND	ND	ND	ND	ND	ND	ND
27	13-1022	Wholesale & Retail Buyers, Except Farm Products	Bachelor's Degree	51	64	13	25.5%	$16.90	$35,160	191%
28	29-1123	Physical Therapists	Master's Degree	103	116	13	12.6%	$24.92	$51,830	282%
29	49-2021	Radio Mechanics	Postsecondary Vocational Training	ND	ND	ND	ND	ND	ND	ND
30	19-4091	Environmental Science & Protection Technicians, Including Health	Associate's Degree	51	64	13	25.5%	$9.01	$18,740	102%
31	29-1051	Pharmacists	First Professional Degree	86	98	12	14.0%	$33.88	$70,460	383%
32	41-3021	Insurance Sales Agents	Bachelor's Degree	87	100	13	14.9%	$17.95	$37,330	203%
33	17-3011	Architectural & Civil Drafters	Postsecondary Vocational Training	ND	ND	ND	ND	$13.89	$28,890	157%
34	29-2041	Emergency Medical Technicians & Paramedics	Postsecondary Vocational Training	83	94	11	13.3%	$9.54	$19,840	108%
35	35-1011	Chefs & Head Cooks	Postsecondary Vocational Training	ND	ND	ND	ND	$10.20	$21,210	115%
36	11-2022	Sales Managers	Bachelor's Degree Plus Exp.	40	51	11	27.5%	$29.14	$60,610	329%

Table 3.5: The 50 Occupations in Wyoming's Northeast Region With the Greatest Projected Net Increase in Employment Requiring Postsecondary Education and Paying Average Annual Wages of at Least $18,400,[a] 2000 and 2010 (Continued)

Rank	SOC[b] Code and Occupation Title		Typical Education Requirements[c]	Employment 2000	Projected 2010	Change Number	Change Percent	2001 Average Wage Hourly	Annual	% of Poverty[d]
37	25-2041	Special Education Teachers, Preschool, Kindergarten, & Elementary School	Bachelor's Degree	57	67	10	17.5%	NA	$29,970	163%
38	19-2041	Environmental Scientists & Specialists, Including Health	Bachelor's Degree	24	34	10	41.7%	$18.36	$38,200	208%
39	49-2022	Telecommunications Equipment Installers & Repairers, Except Line Installers	Postsecondary Vocational Training	87	97	10	11.5%	$18.74	$38,990	212%
40	11-3011	Administrative Services Managers	Bachelor's Degree Plus Exp.	79	89	10	12.7%	$19.98	$41,570	226%
41	11-1011	Chief Executives	Bachelor's Degree Plus Exp.	74	84	10	13.5%	$29.44	$61,240	333%
42	29-1131	Veterinarians	First Professional Degree	16	25	9	56.3%	$24.84	$51,660	281%
43	13-1051	Cost Estimators	Bachelor's Degree	45	53	8	17.8%	$18.71	$38,920	212%
44	39-5092	Manicurists & Pedicurists	Postsecondary Vocational Training	ND	ND	ND	ND	ND	ND	ND
45	41-9031	Sales Engineers	Bachelor's Degree	ND	ND	ND	ND	ND	ND	ND
46	25-2031	Secondary School Teachers, Except Special & Vocational Education	Bachelor's Degree	126	134	8	6.3%	NA	$33,890	184%
47	21-1015	Rehabilitation Counselors	Master's Degree	18	25	7	38.9%	$12.03	$25,020	136%
48	15-1041	Computer Support Specialists	Associate's Degree	36	43	7	19.4%	$14.44	$30,040	163%
49	49-2011	Computer, Automated Teller, & Office Machine Repairers	Postsecondary Vocational Training	23	30	7	30.4%	$11.38	$23,670	129%
50	11-9031	Education Administrators, Preschool & Child Care Center/Program	Bachelor's Degree Plus Exp.	14	19	5	35.7%	$15.37	$31,960	174%
		Total	**Postsecondary Education**	**6,254**	**7,480**	**1,226**	**19.6%**	**$20.39**	**$40,688**	**221%**

[a]Represents 100 percent of the 2003 federal poverty guideline for a family of four.
[b]Standard Occupational Classification.
[c]As defined by the U.S. Department of Labor, Bureau of Labor Statistics.
[d]Based on $18,400 annually for a family of four (100% of the 2003 federal poverty guideline).
NA-No hourly wage available; annual only.
ND - Not disclosable due to confidentiality of information.

Figure 3.5: Percentage of Total New Jobs Within the 50 Occupations in Wyoming's Northeast Region With the Greatest Projected Net Increase in Employment by Education Requirements, 2000 to 2010

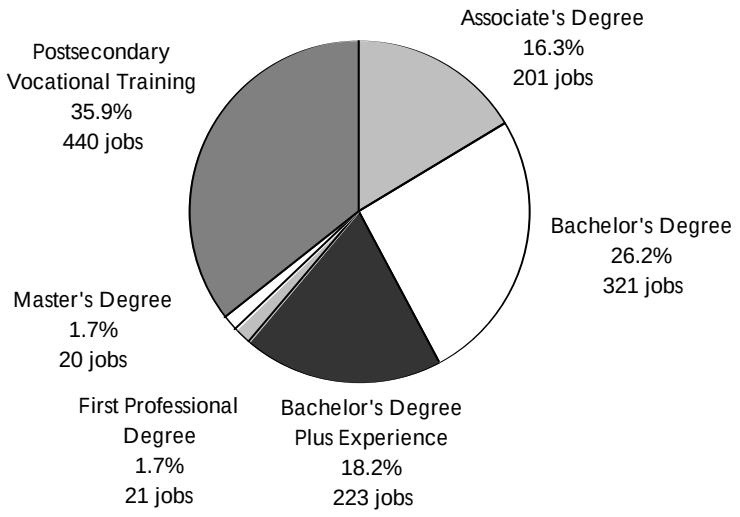

Figure 3.6: Distribution by Pay Range of the 50 Occupations in Wyoming's Northeast Region With the Greatest Projected Net Increase in Employment Requiring Postsecondary Education, 2000 to 2010

[a]Based on $18,400 annually for a family of four (the 2003 federal poverty guideline).

Table 3.6: Projected Employment Growth by Major Occupational Group in the Northwest Region for the 50 Occupations With the Greatest Projected Net Increase in Employment Requiring Postsecondary Education and Paying Average Annual Wages of at Least $18,400,[a] 2000 and 2010

SOC[b]	Occupation Group Code and Title	#[c]	Employment 2000	Projected 2010	Change Number	Change Percent	2001 Average Wage Hourly	Annual	% of Poverty[d]
11-0000	Management	7	ND	ND	152	ND	$22.70	$47,816	260%
13-0000	Business & Financial Operations	2	ND	ND	33	ND	ND	ND	ND
15-0000	Computer & Mathematical Science	0	0	0	0	0.0%	$0.00	$0	0%
17-0000	Architecture & Engineering	4	ND	ND	54	ND	$27.39	$56,980	310%
19-0000	Life, Physical, & Social Sciences	2	ND	ND	38	ND	ND	ND	ND
21-0000	Community & Social Services	4	303	377	74	24.4%	$14.51	$30,165	164%
23-0000	Legal	1	61	69	8	13.1%	$20.60	$42,840	233%
25-0000	Education, Training, & Library	6	1,422	1,518	96	6.8%	NA	$34,592	188%
27-0000	Arts, Design, Entertainment, Sports, & Media	1	25	30	5	20.0%	$15.85	$32,970	179%
29-0000	Healthcare Practitioner & Technical	14	1,323	1,544	221	16.7%	$20.80	$43,274	235%
31-0000	Healthcare Support	1	40	47	7	17.5%	$10.73	$22,310	121%
33-0000	Protective Service	0	0	0	0	0.0%	$0.00	$0	0%
35-0000	Food Preparation & Serving Related	1	176	211	35	19.9%	$10.70	$22,250	121%
37-0000	Building & Grounds Cleaning & Maintenance	0	0	0	0	0.0%	$0.00	$0	0%
39-0000	Personal Care & Service	0	0	0	0	0.0%	$0.00	$0	0%
41-0000	Sales & Related	2	ND	ND	28	ND	ND	ND	ND
43-0000	Office & Administrative Support	2	ND	ND	24	ND	$10.48	$21,805	119%
45-0000	Farming, Fishing & Forestry	0	0	0	0	0.0%	$0.00	$0	0%
47-0000	Construction & Extraction	0	0	0	0	0.0%	$0.00	$0	0%
49-0000	Installation, Maintenance, & Repair	3	295	351	56	19.0%	$13.13	$27,307	148%
51-0000	Production	0	0	0	0	0.0%	$0.00	$0	0%
53-0000	Transportation & Material Moving	0	0	0	0	0.0%	$0.00	$0	0%
	Total	**50**	**5,414**	**6,244**	**831**	**15.3%**	**$19.58**	**$39,408**	**214%**

[a]100 percent of the 2003 federal poverty guideline for a family of four.
[b]Standard Occupational Classification.
[c]Number of occupations per group.
[d]Based on $18,400 annually for a family of four (100% of the 2003 federal poverty guideline).
NA-No hourly wage available; annual only.
ND - Not disclosable due to confidentiality of information.

in the Northeast Region pay at least 185 percent of the poverty guideline (see Figure 3.6, page 32), including Mine & Geological Engineers and Physical Therapists. Occupations that pay 130 to 184 percent are expected to grow by 392 jobs. Among detailed occupations that pay in this range are Automotive Service Technicians & Mechanics and Chemical Technicians. Occupations that pay 100 to 129 percent of the poverty guideline are projected to grow by 146 jobs, and include Veterinary Technologists & Technicians and Chefs & Head Cooks.

Northwest

Total occupational growth (regardless of education or income criteria) is projected to be 3,683 jobs

(11.0%; see Table 3.1, page 22). Reflecting the statewide trend, Healthcare Practitioner & Technical Occupations will dominate growth in the region with projected net employment increases of 221 jobs (see Table 3.6, page 33, and Figure 3.7 below). Education, Training, & Library Occupations is anticipated to contribute net growth of 96 jobs.

Registered Nurses have the highest net growth (95 jobs), followed by an increase of 72 jobs for General & Operations Managers (see Table 3.7, page 35). Securities, Commodities, & Financial Services Sales Agents are anticipated to experience relatively high growth in the region (17 jobs) compared to other regions. The Retail Trade and Services industries will likely contribute to much of the occupation growth in the Northwest (Gallagher, et al., 2003).

The 20 occupations in the Northwest Region typically requiring a Bachelor's degree, such as Surveyors and Vocational Education Teachers are projected to have the most growth (328 jobs, see Figure 3.8, page 37). Occupations requiring a Master's degree (e.g., Physical Therapists) or first professional degrees (e.g., Pharmacists) are projected to have the least growth at 44 and 41 jobs, respectively.

Growth is expected to be highest (443 jobs) among occupations paying at least 185 percent of the poverty guideline (see Figure 3.9, page 37).

Text continued on page 38

Figure 3.7: Distribution by Major Occupational Group of the 50 Occupations[a] in Wyoming's Northwest Region With the Greatest Projected Net Increase in Employment, 2000 and 2010

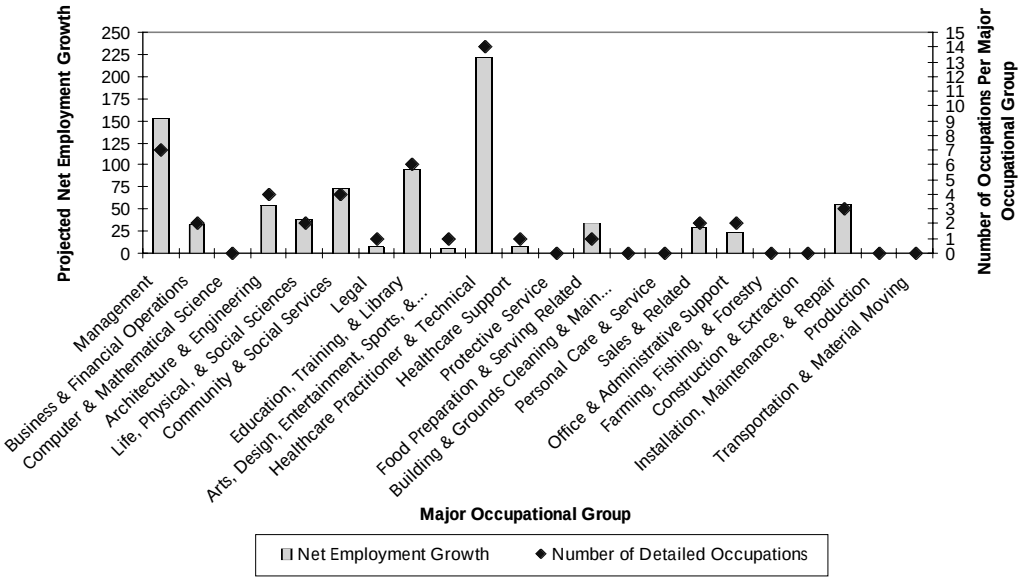

[a]Includes occupations requiring postsecondary education that pay average annual wages of at least $18,400 (100% of the federal poverty guideline for a family of four).

Table 3.7: The 50 Occupations in Wyoming's Northwest Region With the Greatest Projected Net Increase in Employment Requiring Postsecondary Education and Paying Average Annual Wages of at Least $18,400,[a] 2000 and 2010

Rank	SOC[b] Code and Occupation Title		Typical Education Requirements[c]	Employment 2000	Projected 2010	Change Number	Change Percent	2001 Average Wage Hourly	Annual	% of Poverty[d]
1	29-1111	Registered Nurses	Associate's Degree	586	681	95	16.2%	$17.92	$37,280	203%
2	11-1021	General & Operations Managers	Bachelor's Degree Plus Exp.	786	858	72	9.2%	$24.77	$51,520	280%
3	21-9099	All Other Counselors, Social & Religious Workers	Bachelor's Degree	218	270	52	23.9%	$14.41	$29,960	163%
4	49-3023	Automotive Service Technicians & Mechanics	Postsecondary Vocational Training	239	285	46	19.2%	$13.31	$27,680	150%
5	35-1011	Chefs & Head Cooks	Postsecondary Vocational Training	176	211	35	19.9%	$10.70	$22,250	121%
6	29-2061	Licensed Practical & Licensed Vocational Nurses	Postsecondary Vocational Training	181	212	31	17.1%	$12.94	$26,910	146%
7	25-2021	Elementary School Teachers, Except Special Education	Bachelor's Degree	508	538	30	5.9%	NA	$33,970	185%
8	13-2011	Accountants & Auditors	Bachelor's Degree	129	157	28	21.7%	$22.85	$47,540	258%
9	19-4099	Life, Physical, & Social Science Technicians, All Other	Associate's Degree	32	55	23	71.9%	$16.17	$33,630	183%
10	17-2171	Petroleum Engineers	Bachelor's Degree	ND	ND	ND	ND	$32.74	$68,100	370%
11	25-2031	Secondary School Teachers, Except Special & Vocational Education	Bachelor's Degree	370	392	22	5.9%	NA	$37,590	204%
12	11-9141	Property, Real Estate, & Community Association Managers	Bachelor's Degree	ND	ND	ND	ND	$13.69	$28,480	155%
13	11-9021	Construction Managers	Bachelor's Degree	67	87	20	29.9%	$17.82	$37,070	201%
14	41-3031	Securities, Commodities, & Financial Services Sales Agents	Bachelor's Degree	31	49	18	58.1%	$32.06	$66,690	362%
15	43-6013	Medical Secretaries	Postsecondary Vocational Training	101	118	17	16.9%	$10.14	$21,100	115%
16	17-2051	Civil Engineers	Bachelor's Degree	38	55	17	44.7%	$22.95	$47,740	259%
17	19-2021	Construction Managers	Bachelor's Degree	ND	ND	ND	ND	ND	ND	ND
18	25-2022	Middle School Teachers, Except Special & Vocational Education	Bachelor's Degree	258	273	15	5.8%	NA	$33,880	184%
19	29-1123	Physical Therapists	Master's Degree	77	90	13	16.9%	$23.92	$49,750	270%
20	25-3999	All Other Teachers, Primary, Secondary, & Adult	Bachelor's Degree	ND	ND	ND	ND	NA	$32,140	175%
21	29-1051	Pharmacists	First Professional Degree	84	96	12	14.3%	$31.40	$65,320	355%
22	11-3011	Administrative Services Managers	Bachelor's Degree Plus Exp.	71	83	12	16.9%	$16.19	$33,670	183%
23	29-2021	Dental Hygienists	Associate's Degree	66	77	11	16.7%	$20.09	$41,780	227%
24	11-9151	Medical & Health Services Managers	Bachelor's Degree	47	58	11	23.4%	$17.77	$36,960	201%
25	25-4010	Archivists, Curators, & Museum Technicians	Master's Degree	ND	ND	ND	ND	ND	ND	ND
26	11-9111	Medical & Health Services Managers	Bachelor's Degree Plus Exp.	71	82	11	15.5%	$24.60	$51,160	278%
27	41-3041	Travel Agents	Postsecondary Vocational Training	ND	ND	ND	ND	ND	ND	ND
28	17-1022	Surveyors	Bachelor's Degree	24	32	8	33.3%	$23.08	$48,010	261%
29	29-1062	Family & General Practitioners	First Professional Degree	51	59	8	15.7%	$56.15	$116,790	635%
30	29-1041	Optometrists	First Professional Degree	ND	ND	ND	ND	ND	ND	ND
31	23-1011	Lawyers	First Professional Degree	61	69	8	13.1%	$20.60	$42,840	233%
32	21-1023	Mental Health & Substance Abuse Social Workers	Master's Degree	ND	ND	ND	ND	ND	ND	ND
33	21-1021	Child, Family, & School Social Workers	Bachelor's Degree	ND	ND	ND	ND	$9.03	$18,780	102%
34	21-1014	Mental Health Counselors	Master's Degree	ND	ND	ND	ND	ND	ND	ND
35	29-2034	Radiologic Technologists & Technicians	Associate's Degree	42	49	7	16.7%	$16.85	$35,040	190%
36	31-9094	Medical Transcriptionists	Postsecondary Vocational Training	40	47	7	17.5%	$10.73	$22,310	121%
37	43-6012	Legal Secretaries	Postsecondary Vocational Training	ND	ND	ND	ND	$11.23	$23,350	ND
38	49-2011	Computer, Automated Teller, & Office Machine Repairers	Postsecondary Vocational Training	20	26	6	30.0%	$14.04	$29,210	159%

Table 3.7: The 50 Occupations in Wyoming's Northwest Region With the Greatest Projected Net Increase in Employment Requiring Postsecondary Education and Paying Average Annual Wages of at Least $18,400,[a] 2000 and 2010 (Continued)

Rank	SOC[b] Code and Occupation Title		Typical Education Requirements[c]	Employment 2000	Projected 2010	Change Number	Change Percent	2001 Average Wage Hourly	Annual	% of Poverty[d]
39	29-1122	Occupational Therapists	Bachelor's Degree	34	40	6	17.7%	$26.52	$55,170	300%
40	29-2011	Medical & Clinical Laboratory Technologists	Bachelor's Degree	37	43	6	16.2%	$19.30	$40,150	218%
41	29-2071	Medical Records & Health Information Technicians	Associate's Degree	36	42	6	16.7%	$10.82	$22,510	122%
42	29-2056	Veterinary Technologists & Technicians	Associate's Degree	ND	ND	ND	ND	ND	ND	ND
43	11-9032	Education Administrators, Elementary & Secondary School	Bachelor's Degree Plus Exp.	94	100	6	6.4%	NA	$54,930	299%
44	25-2032	Vocational Education Teachers, Secondary School	Bachelor's Degree	93	99	6	6.5%	NA	$33,130	180%
45	17-3011	Architectural & Civil Drafters	Postsecondary Vocational Training	13	19	6	46.2%	$13.95	$29,020	158%
46	29-1127	Speech-Language Pathologists	Master's Degree	44	50	6	13.6%	$21.15	$43,990	239%
47	29-1069	Physicians & Surgeons, All Other	First Professional Degree	ND	ND	ND	ND	ND	ND	ND
48	27-1024	Graphic Designers	Bachelor's Degree	25	30	5	20.0%	$15.85	$32,970	179%
49	13-2099	Financial Specialists, All Other	Bachelor's Degree	ND	ND	ND	ND	ND	ND	ND
50	49-3041	Farm Equipment Mechanics	Postsecondary Vocational Training	36	41	5	13.9%	$11.43	$23,780	129%
		Total	**Postsecondary Education**	**5,414**	**6,244**	**831**	**15.3%**	**$19.58**	**$39,408**	**214%**

[a]Represents 100 percent of the 2003 federal poverty guideline for a family of four.
[b]Standard Occupational Classification.
[c]As defined by the U.S. Department of Labor, Bureau of Labor Statistics.
[d]Based on $18,400 annually for a family of four (100% of the 2003 federal poverty guideline).
NA-No hourly wage available; annual only.
ND - Not disclosable due to confidentiality of information.

Figure 3.8: Percentage of Total New Jobs Within the 50 Occupations in Wyoming's Northwest Region With the Greatest Projected Net Increase in Employment by Education Requirements, 2000 to 2010

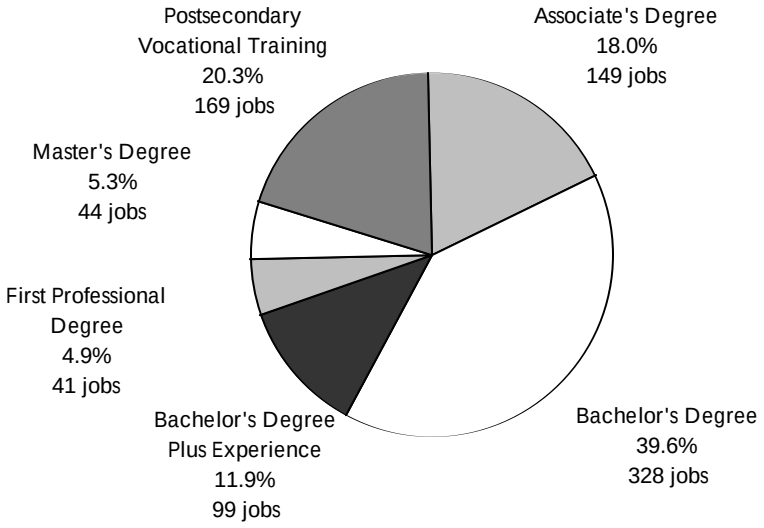

Figure 3.9: Distribution by Pay Range of the 50 Occupations in Wyoming's Northwest Region With the Greatest Projected Net Increase in Employment Requiring Postsecondary Education, 2000 to 2010

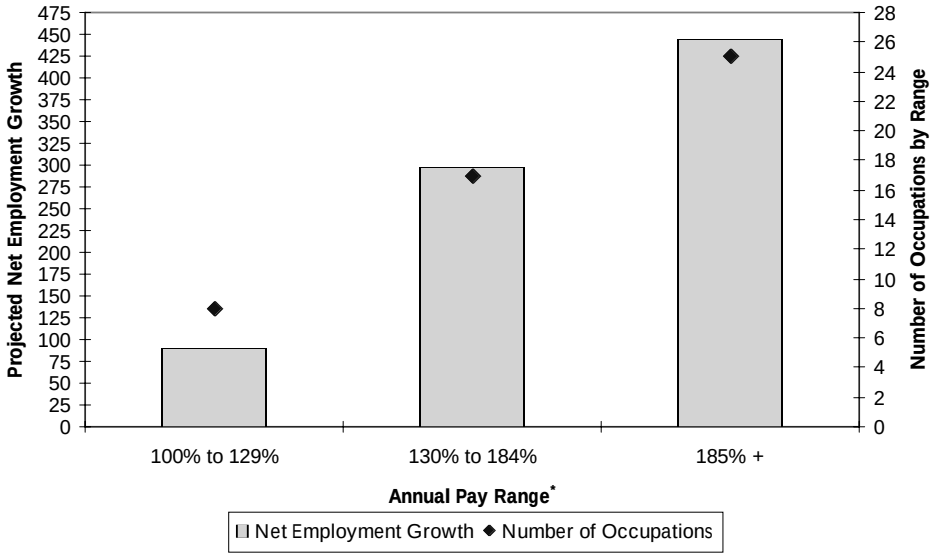

[a]Based on $18,400 annually for a family of four (the 2003 federal poverty guideline).

Occupations that pay between 130 percent and 184 percent of the poverty guideline are projected to grow by 299 jobs. Eight occupations that pay 100 percent to 129 percent of the poverty guideline are expected to contribute 89 jobs to net growth.

Southwest

Total occupational growth in the Southwest Region is projected to be 8,655 jobs (see Table 3.1, page 22). For the 50 highest net growth occupations paying at or above the poverty guideline and requiring postsecondary education, Table 3.8 (below) and Figure 3.10 (page 39) show the most occupational growth is expected to occur in Management (334 jobs) and Healthcare Practitioner & Technical Occupations (252 jobs). Education, Training, & Library Occupations and Installation, Maintenance, & Repair Occupations are also expected to experience

Table 3.8: Projected Employment Growth by Major Occupational Group in the Southwest Region for the 50 Occupations With the Greatest Projected Net Increase in Employment Requiring Postsecondary Education and Paying Average Annual Wages of at Least $18,400,[a] 2000 and 2010

		Employment				2001 Average Wage		
SOC[b] Occupation Group Code and Title	#[c]	2000	Projected 2010	Change Number	Change Percent	Hourly	Annual	% of poverty[d]
11-0000 Management	6	1,586	1,920	334	21.1%	$28.80	$59,904	326%
13-0000 Business & Financial Operations	2	ND	ND	62	ND	$26.47	$55,064	299%
15-0000 Computer & Mathematical Science	2	156	210	54	34.6%	$16.87	$35,091	191%
17-0000 Architecture & Engineering	4	339	448	109	32.2%	$25.81	$53,687	292%
19-0000 Life, Physical, & Social Science	4	145	186	41	28.3%	$17.72	$36,860	200%
21-0000 Community & Social Services	3	124	167	43	34.7%	$13.45	$27,968	152%
23-0000 Legal	2	137	163	26	19.0%	$42.13	$87,622	476%
25-0000 Education, Training, & Library	5	1,535	1,699	164	10.7%	NA	$37,029	201%
27-0000 Arts, Design, Entertainment, Sports, & Media	1	ND	ND	18	ND	$24.73	$51,440	280%
29-0000 Healthcare Practitioner & Technical	8	ND	ND	252	ND	ND	ND	ND
31-0000 Healthcare Support	0	0	0	0	0.0%	$0.00	$0	0%
33-0000 Protective Service	0	0	0	0	0.0%	$0.00	$0	0%
35-0000 Food Preparation & Serving Related	1	171	197	26	15.2%	$14.57	$30,290	165%
37-0000 Building & Grounds Cleaning & Maintenance	0	0	0	0	0.0%	$0.00	$0	0%
39-0000 Personal Care & Service	3	ND	ND	86	ND	$11.82	$24,582	134%
41-0000 Sales & Related	2	ND	ND	38	ND	$13.03	$27,106	147%
43-0000 Office & Administrative Support	1	116	143	27	23.3%	$11.01	$22,910	125%
45-0000 Farming, Fishing, & Forestry	0	0	0	0	0.0%	$0.00	$0	0%
47-0000 Construction & Extraction	0	0	0	0	0.0%	$0.00	$0	0%
49-0000 Installation, Maintenance, & Repair	5	774	976	202	26.1%	$15.46	$32,164	175%
51-0000 Production	1	203	251	48	23.6%	$16.42	$34,160	186%
53-0000 Transportation & Material Moving	0	0	0	0	0.0%	$0.00	$0	0%
Total	**50**	**7,166**	**8,696**	**1,530**	**21.4%**	**$21.34**	**$42,815**	**233%**

[a]100 percent of the 2003 federal poverty guideline for a family of four.
[b]Standard Occupational Classification.
[c]Number of occupations per group.
[d]Based on $18,400 annually for a family of four (100% of the 2003 federal poverty guideline).
NA-No hourly wage available; annual only.
ND - Not disclosable due to confidentiality of information.

Figure 3.10: Distribution by Major Occupational Group of the 50 Occupations[a] in Wyoming's Southwest Region With the Greatest Projected Net Increase in Employment, 2000 and 2010

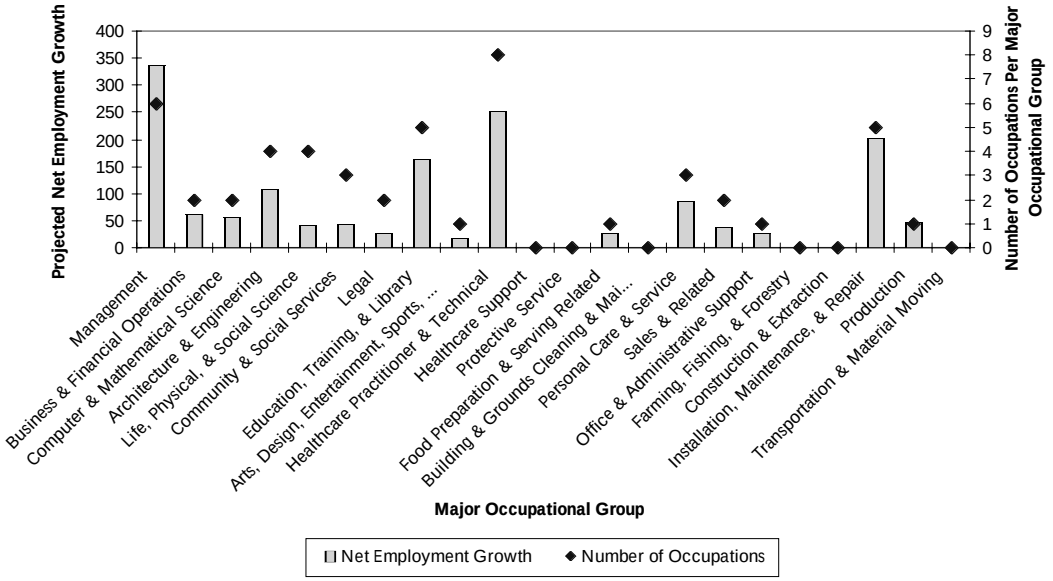

[a]Includes occupations requiring postsecondary education that pay average annual wages of at least $18,400 (100% of the federal poverty guideline for a family of four).

relatively high growth (164 jobs and 202 jobs, respectively). Only the Cheyenne MSA is projected to have higher growth in Education, Training, & Library Occupations.

General & Operations Managers are projected to have the highest net growth (201 jobs, see Table 3.9, page 40). Ranked second are Registered Nurses with growth of 127 jobs. Much of the growth in the region is likely to be in the Services and Retail Trade industries (Gallagher, et al., 2003).

Occupations requiring a Bachelor's degree are projected to have the highest growth in the Southwest region (462 jobs) (see Figure 3.11, page 42). Net growth in occupations requiring a Bachelor's degree is second only to the Cheyenne MSA. Also projected to have high growth are occupations that require postsecondary vocational training (446 jobs). This reflects the importance of Mining to the region, and the need for such occupations as Mobile Heavy Equipment Mechanics.

The Southwest Region is projected to have the highest regional growth for occupations paying at least 185 percent of the poverty level (see Figure 3.12, page 42). Growth among occupations paying 130 to 184 percent of the poverty guideline is

Text continued on page 43

Table 3.9: The 50 Occupations in Wyoming's Southwest Region With the Greatest Projected Net Increase in Employment Requiring Postsecondary Education and Paying Average Annual Wages of at Least $18,400,[a] 2000 and 2010

Rank	SOC[b] Code and Occupation Title		Typical Education Requirements[c]	Employment 2000	Projected 2010	Change Number	Change Percent	2001 Average Wage Hourly	Annual	% of Poverty[d]
1	11-1021	General & Operations Managers	Bachelor's Degree Plus Exp.	956	1,157	201	21.0%	$29.30	$60,940	331%
2	29-1111	Registered Nurses	Associate's Degree	636	763	127	20.0%	$19.07	$39,660	216%
3	49-3023	Automotive Service Technicians & Mechanics	Postsecondary Vocational Training	353	459	106	30.0%	$11.22	$23,340	127%
4	25-2031	Secondary School Teachers, Except Special & Vocational Education	Bachelor's Degree	ND	ND	ND	ND	NA	$38,240	208%
5	39-9031	Fitness Trainers & Aerobics Instructors	Postsecondary Vocational Training	212	266	54	25.5%	$12.87	$26,780	146%
6	13-2011	Accountants & Auditors	Bachelor's Degree	223	274	51	22.9%	$26.28	$54,670	297%
7	17-1022	Surveyors	Bachelor's Degree	ND	ND	ND	ND	$23.56	$49,010	266%
8	25-2021	Elementary School Teachers, Except Special Education	Bachelor's Degree	475	524	49	10.3%	NA	$35,890	195%
9	51-4121	Welders, Cutters, Solderers, & Brazers	Postsecondary Vocational Training	203	251	48	23.6%	$16.42	$34,160	186%
10	49-3042	Mobile Heavy Equipment Mechanics, Except Engines	Postsecondary Vocational Training	183	229	46	25.1%	$17.44	$36,280	197%
11	17-2051	Civil Engineers	Bachelor's Degree	ND	ND	ND	ND	$23.96	$49,840	271%
12	11-9021	Construction Managers	Bachelor's Degree	184	219	35	19.0%	$25.56	$53,170	289%
13	11-1011	Chief Executives	Bachelor's Degree Plus Exp.	112	141	29	25.9%	$42.62	$88,650	482%
14	15-1041	Computer Support Specialists	Associate's Degree	87	115	28	32.2%	$14.74	$30,660	167%
15	49-3031	Bus & Truck Mechanics & Diesel Engine Specialists	Postsecondary Vocational Training	178	205	27	15.2%	$19.57	$40,720	221%
16	43-6013	Medical Secretaries	Postsecondary Vocational Training	116	143	27	23.3%	$11.01	$22,910	125%
17	41-3041	Construction Managers	Postsecondary Vocational Training	56	82	26	46.4%	$10.60	$22,050	120%
18	15-1021	Computer Programmers	Bachelor's Degree	70	96	26	37.1%	$19.51	$40,590	221%
19	35-1011	Chefs & Head Cooks	Postsecondary Vocational Training	171	197	26	15.2%	$14.57	$30,290	165%
20	25-2022	Middle School Teachers, Except Special & Vocational Education	Bachelor's Degree	248	274	26	10.5%	NA	$36,560	199%
21	29-2061	Licensed Practical & Licensed Vocational Nurses	Postsecondary Vocational Training	122	147	25	20.5%	$12.94	$26,920	146%
22	11-3011	Administrative Services Managers	Bachelor's Degree Plus Exp.	101	126	25	24.8%	$16.33	$33,960	185%
23	11-3031	Financial Managers	Bachelor's Degree Plus Exp.	140	162	22	15.7%	$31.16	$64,810	352%
24	11-9111	Medical & Health Services Managers	Bachelor's Degree Plus Exp.	95	117	22	23.2%	$23.65	$49,190	267%
25	29-1051	Pharmacists	First Professional Degree	120	141	21	17.5%	$31.39	$65,280	355%
26	23-1011	Lawyers	First Professional Degree	121	141	20	16.5%	$45.90	$95,460	519%
27	29-2041	Emergency Medical Technicians & Paramedics	Postsecondary Vocational Training	ND	ND	ND	ND	ND	ND	ND
28	29-2034	Radiologic Technologists & Technicians	Associate's Degree	64	83	19	29.7%	$12.57	$26,140	142%
29	39-9032	Recreation Workers	Bachelor's Degree	67	85	18	26.9%	$9.74	$20,250	110%
30	27-3031	Public Relations Specialists	Bachelor's Degree	ND	ND	ND	ND	$24.73	$51,440	280%
31	17-2171	Petroleum Engineers	Bachelor's Degree	52	70	18	34.6%	$39.59	$82,360	448%
32	29-2056	Veterinary Technologists & Technicians	Associate's Degree	28	44	16	57.1%	$10.14	$21,100	115%
33	49-2099	All Other Electrical & Electronic Equipment Mechanics, Installers, & Repairers	Postsecondary Vocational Training	ND	ND	ND	ND	ND	ND	ND
34	21-1021	Child, Family, & School Social Workers	Bachelor's Degree	ND	ND	ND	ND	$11.89	$24,730	134%
35	21-1014	Mental Health Counselors	Master's Degree	ND	ND	ND	ND	$17.05	$35,450	193%
36	19-3091	Anthropologists & Archeologists	Master's Degree	35	50	15	42.9%	$16.05	$33,380	181%
37	39-5012	Hairdressers, Hairstylists, & Cosmetologists	Postsecondary Vocational Training	ND	ND	ND	ND	$9.65	$20,070	109%

Table 3.9: The 50 Occupations in Wyoming's Southwest Region With the Greatest Projected Net Increase in Employment Requiring Postsecondary Education and Paying Average Annual Wages of at Least $18,400,[a] 2000 and 2010 (Continued)

Rank	SOC[b] Code and Occupation Title		Typical Education Requirements[c]	Employment 2000	Projected 2010	Change Number	Change Percent	2001 Average Wage Hourly	Annual	% of Poverty[d]
38	29-1131	Veterinarians	First Professional Degree	ND	ND	ND	ND	$15.50	$32,230	175%
39	25-2041	Special Education Teachers, Preschool, Kindergarten, & Elementary School	Bachelor's Degree	101	115	14	13.9%	NA	$37,900	206%
40	41-3021	Insurance Sales Agents	Bachelor's Degree	ND	ND	ND	ND	$14.64	$30,450	165%
41	19-3031	Clinical, Counseling, & School Psychologists	Bachelor's Degree	54	65	11	20.4%	$22.41	$46,620	253%
42	13-1111	Management Analysts	Bachelor's Degree Plus Exp.	ND	ND	ND	ND	$28.02	$58,280	317%
43	21-1015	Rehabilitation Counselors	Master's Degree	31	42	11	35.5%	$10.37	$21,580	117%
44	29-2012	Medical & Clinical Laboratory Technicians	Associate's Degree	57	67	10	17.5%	$13.00	$27,050	147%
45	19-4021	Biological Technicians	Associate's Degree	36	44	8	22.2%	$14.10	$29,340	159%
46	49-2096	Electronic Equipment Installers & Repairers, Motor Vehicles	Postsecondary Vocational Training	ND	ND	ND	ND	ND	ND	ND
47	19-4099	Life, Physical, & Social Science Technicians, All Other	Associate's Degree	22	29	7	31.8%	$14.55	$30,270	165%
48	23-9099	All Other Legal & Related Workers	Bachelor's Degree	17	22	5	29.4%	$14.02	$29,160	158%
49	17-3011	Architectural & Civil Drafters	Postsecondary Vocational Training	ND	ND	ND	ND	$14.71	$30,590	166%
50	25-3999	All Other Teachers, Primary, Secondary, & Adult	Bachelor's Degree	ND	ND	ND	ND	NA	$28,930	157%
		Total	**Postsecondary Education**	**7,166**	**8,696**	**1,530**	**21.4%**	**$21.34**	**$42,815**	**233%**

[a]Represents 100 percent of the 2003 federal poverty guideline for a family of four.
[b]Standard Occupational Classification.
[c]As defined by the U.S. Department of Labor, Bureau of Labor Statistics.
[d]Based on $18,400 annually for a family of four (100% of the 2003 federal poverty guideline).
NA-No hourly wage available; annual only.
ND - Not disclosable due to confidentiality of information.

Figure 3.11: Percentage of Total New Jobs Within the 50 Occupations in Wyoming's Southwest Region With the Greatest Projected Net Increase in Employment by Education Requirements, 2000 to 2010

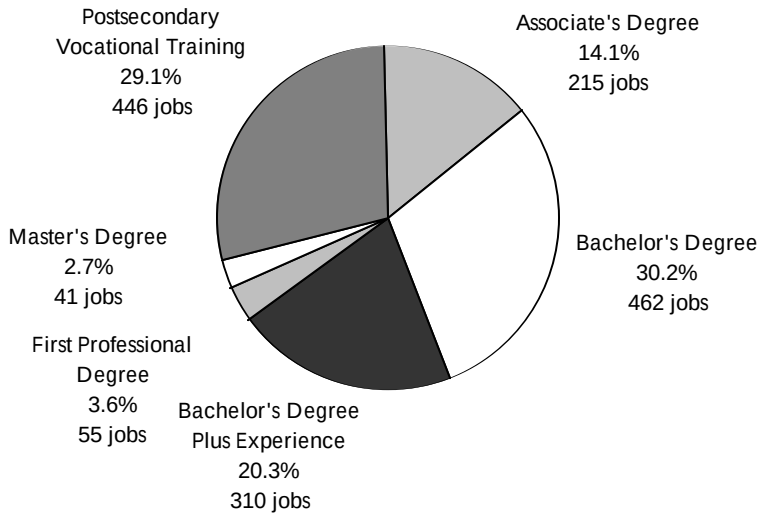

Figure 3.12: Distribution by Pay Range of the 50 Occupations in Wyoming's Southwest Region With the Greatest Projected Net Increase in Employment Requiring Postsecondary Education, 2000 to 2010

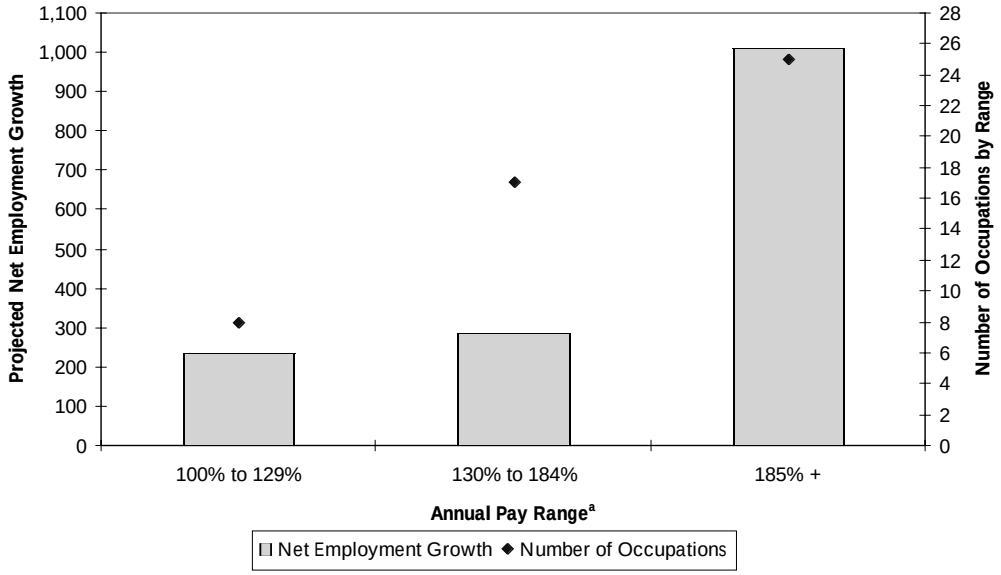

[a]Based on $18,400 annually for a family of four (the 2003 federal poverty guideline).

expected to be 283 jobs. The lowest growth is in occupations paying 100 to 129 percent (237 jobs).

Casper MSA

The Casper MSA is expected to experience total occupational growth of 5,449 jobs (see Table 3.1, page 22). It is one of three regions in the state where Manufacturing is anticipated to experience better than average growth (Gallagher, et al., 2003). Growth in Healthcare Practitioner & Technical Occupations is expected to be the highest of any major occupational group (318 jobs; see Table 3.10 below and Figure 3.13, page 44). Most of the growth is likely to occur in Services, which is

Table 3.10: Projected Employment Growth by Major Occupational Group in the Casper MSA[a] for the 50 Occupations With the Greatest Projected Net Increase in Employment Requiring Postsecondary Education and Paying Average Annual Wages of at Least $18,400,[b] 2000 and 2010

			Employment				2001 Average Wage		
				Projected	Change				% of
SOC[c]	Occupation Group Code and Title	#[d]	2000	2010	Number	Percent	Hourly	Annual	Poverty[e]
11-0000	Management	6	ND	ND	228	ND	ND	ND	ND
13-0000	Business & Financial Operations	4	ND	ND	91	ND	ND	ND	ND
15-0000	Computer & Mathematical Science	1	54	61	7	13.0%	$14.40	$29,960	163%
17-0000	Architecture & Engineering	3	ND	ND	51	ND	$19.10	$39,724	216%
19-0000	Life, Physical, & Social Science	5	200	308	108	54.0%	$16.02	$33,327	181%
21-0000	Community & Social Services	3	ND	ND	64	ND	ND	ND	ND
23-0000	Legal	2	137	160	23	16.8%	$28.04	$58,329	317%
25-0000	Education, Training, & Library	5	817	964	147	18.0%	NA	$37,588	204%
27-0000	Arts, Design, Entertainment, Sports, & Media	0	0	0	0	0.0%	$0.00	$0	0%
29-0000	Healthcare Practitioner & Technical	13	1,116	1,434	318	28.5%	$19.87	$41,331	225%
31-0000	Healthcare Support	1	55	73	18	32.7%	$11.14	$23,180	126%
33-0000	Protective Service	0	0	0	0	0.0%	$0.00	$0	0%
35-0000	Food Preparation & Serving Related	0	0	0	0	0.0%	$0.00	$0	0%
37-0000	Building & Grounds Cleaning & Maintenance	0	0	0	0	0.0%	$0.00	$0	0%
39-0000	Personal Care & Service	1	116	151	35	30.2%	$10.89	$22,660	123%
41-0000	Sales & Related	0	0	0	0	0.0%	$0.00	$0	0%
43-0000	Office & Administrative Support	2	ND	ND	27	ND	$10.88	$22,618	123%
45-0000	Farming, Fishing, & Forestry	0	0	0	0	0.0%	$0.00	$0	0%
47-0000	Construction & Extraction	0	0	0	0	0.0%	$0.00	$0	0%
49-0000	Installation, Maintenance, & Repair	3	ND	ND	78	ND	ND	ND	ND
51-0000	Production	1	376	443	67	17.8%	$13.48	$28,040	152%
53-0000	Transportation & Material Moving	0	0	0	0	0.0%	$0.00	$0	0%
	Total	**50**	**5,501**	**6,762**	**1,261**	**22.9%**	**$20.75**	**$42,635**	**232%**

[a]Metropolitan Statistical Area.
[b]100 percent of the 2003 federal poverty guideline for a family of four.
[c]Standard Occupational Classification.
[d]Number of occupations per group.
[e]Based on $18,400 annually for a family of four (100% of the 2003 federal poverty guideline).
NA-No hourly wage available; annual only.
ND - Not disclosable due to confidentiality of information.

Figure 3.13: Distribution by Major Occupational Group of the 50 Occupations[a] in the Casper MSA[b] With the Greatest Projected Net Increase in Employment, 2000 and 2010

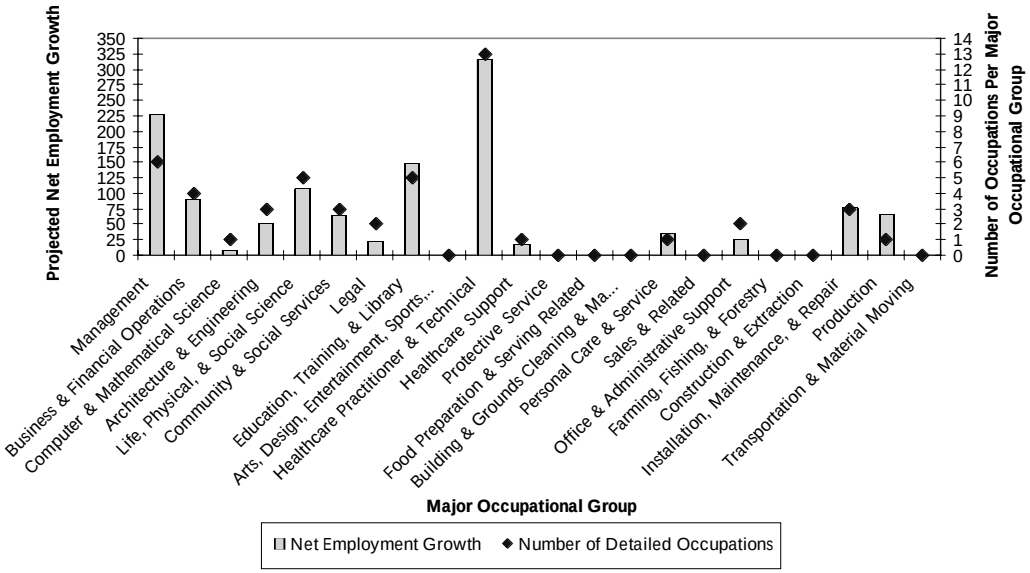

[a]Includes occupations requiring postsecondary education that pay average annual wages of at least $18,400 (100% of the federal poverty guideline for a family of four).
[b]Metropolitan Statistical Area.

projected to have better than average job growth (Gallagher, et al., 2003). Casper ranks second to the Cheyenne MSA for projected growth in Healthcare Practitioner & Technical Occupations. As in other areas of the state, Management occupations are also projected to add a relatively high number of jobs to the Casper MSA (228 jobs).

Among the 50 occupations requiring postsecondary education and paying at least 100 percent of the poverty guideline with the greatest projected growth, Registered Nurses are ranked first followed by General & Operations Managers (see Table 3.11, page 45).

Figure 3.14 (see page 47) illustrates that Casper MSA growth is projected to be highest among those occupations requiring an Associate's degree (341 jobs). This suggests the importance of Wyoming's community colleges to Casper MSA employers. The lowest growth is projected to be occupations requiring a first professional degree (32 jobs).

Occupations that pay 185 percent and higher of the poverty guideline are projected to have the highest growth at 785 jobs (see Figure 3.15, page 47). Occupations paying 130 to 184 percent are projected to grow by

Text continued on page 49

Table 3.11: The 50 Occupations in the Casper MSA[a] With the Greatest Projected Net Increase in Employment Requiring Postsecondary Education and Paying Average Annual Wages of at Least $18,400,[b] 2000 and 2010

Rank	SOC[c] Code and Occupation Title		Typical Education Requirements[d]	Employment 2000	Projected 2010	Change Number	Change Percent	2001 Average Wage Hourly	Annual	% of Poverty[e]
1	29-1111	Registered Nurses	Associate's Degree	ND	ND	ND	ND	ND	ND	ND
2	11-1021	General & Operations Managers	Bachelor's Degree Plus Exp.	788	933	145	18.4%	$28.98	$60,280	328%
3	51-4121	Welders, Cutters, Solderers, & Brazers	Postsecondary Vocational Training	376	443	67	17.8%	$13.48	$28,040	152%
4	25-2021	Elementary School Teachers, Except Special Education	Bachelor's Degree	ND	ND	ND	ND	ND	ND	ND
5	19-4031	Chemical Technicians	Associate's Degree	88	139	51	58.0%	$11.78	$24,510	133%
6	13-2011	Accountants & Auditors	Bachelor's Degree	214	261	47	22.0%	$22.32	$46,420	252%
7	49-3031	Bus & Truck Mechanics & Diesel Engine Specialists	Postsecondary Vocational Training	222	265	43	19.4%	$16.70	$34,730	189%
8	25-2011	Preschool Teachers, Except Special Education	Bachelor's Degree	68	105	37	54.4%	$9.14	$19,010	103%
9	39-9031	Fitness Trainers & Aerobics Instructors	Postsecondary Vocational Training	116	151	35	30.2%	$10.89	$22,660	123%
10	21-1015	Rehabilitation Counselors	Master's Degree	70	104	34	48.6%	$10.23	$21,280	116%
11	11-9111	Medical & Health Services Managers	Bachelor's Degree Plus Exp.	ND	ND	ND	ND	ND	ND	ND
12	49-3023	Automotive Service Technicians & Mechanics	Postsecondary Vocational Training	248	275	27	10.9%	$11.66	$24,240	132%
13	17-2051	Civil Engineers	Bachelor's Degree	58	83	25	43.1%	$24.45	$50,860	276%
14	19-4099	Life, Physical, & Social Science Technicians, All Other	Associate's Degree	55	80	25	45.5%	$21.43	$44,580	242%
15	29-2061	Licensed Practical & Licensed Vocational Nurses	Postsecondary Vocational Training	87	111	24	27.6%	$12.46	$25,920	141%
16	25-2022	Middle School Teachers, Except Special & Vocational Education	Bachelor's Degree	ND	ND	ND	ND	ND	ND	ND
17	25-2031	Construction Managers	Bachelor's Degree	ND	ND	ND	ND	ND	ND	ND
18	13-2052	Personal Financial Advisors	Bachelor's Degree	ND	ND	ND	ND	ND	ND	ND
19	29-2021	Dental Hygienists	Associate's Degree	ND	ND	ND	ND	ND	ND	ND
20	29-1064	Obstetricians & Gynecologists	First Professional Degree	ND	ND	ND	ND	ND	ND	ND
21	21-1023	Mental Health & Substance Abuse Social Workers	Master's Degree	ND	ND	ND	ND	ND	ND	ND
22	31-9094	Medical Transcriptionists	Postsecondary Vocational Training	55	73	18	32.7%	$11.14	$23,180	126%
23	43-6013	Medical Secretaries	Postsecondary Vocational Training	ND	ND	ND	ND	ND	ND	ND
24	11-3031	Medical & Health Services Managers	Bachelor's Degree Plus Exp.	130	146	16	12.3%	$31.77	$66,080	359%
25	17-3022	Civil Engineering Technicians	Associate's Degree	ND	ND	ND	ND	$10.74	$22,330	121%
26	29-1126	Respiratory Therapists	Associate's Degree	ND	ND	ND	ND	ND	ND	ND
27	19-2031	Chemists	Bachelor's Degree	ND	ND	ND	ND	$18.51	$38,500	209%
28	13-1199	Business Operations Specialists, All Other	Bachelor's Degree	144	158	14	9.7%	$20.34	$42,310	230%
29	11-3011	Administrative Services Managers	Bachelor's Degree Plus Exp.	68	81	13	19.1%	$20.90	$43,480	236%
30	23-1011	Lawyers	First Professional Degree	85	98	13	15.3%	$35.88	$74,630	406%
31	29-2012	Medical & Clinical Laboratory Technicians	Associate's Degree	ND	ND	ND	ND	ND	ND	ND
32	29-1122	Occupational Therapists	Bachelor's Degree	44	56	12	27.3%	$23.98	$49,880	271%
33	29-2053	Psychiatric Technicians	Postsecondary Vocational Training	ND	ND	ND	ND	ND	ND	ND
34	11-1011	Chief Executives	Bachelor's Degree Plus Exp.	55	67	12	21.8%	$41.88	$87,100	473%
35	11-3040	Human Resources Managers	Bachelor's Degree Plus Exp.	55	66	11	20.0%	$22.46	$46,710	254%
36	29-1123	Physical Therapists	Master's Degree	37	48	11	29.7%	$27.36	$56,900	309%
37	21-9099	All Other Counselors, Social & Religious Workers	Bachelor's Degree	88	99	11	12.5%	$15.27	$31,750	173%
38	23-2011	Paralegals & Legal Assistants	Associate's Degree	52	62	10	19.2%	$15.18	$31,570	172%
39	19-3091	Anthropologists & Archeologists	Master's Degree	ND	ND	ND	ND	ND	ND	ND

Table 3.11: The 50 Occupations in the Casper MSA[a] With the Greatest Projected Net Increase in Employment Requiring Postsecondary Education and Paying Average Annual Wages of at Least $18,400,[b] 2000 and 2010

Rank	SOC[c] Code and Occupation Title		Typical Education Requirements[d]	Employment 2000	Projected 2010	Change Number	Change Percent	2001 Average Wage Hourly	Annual	% of Poverty[e]
40	43-6012	Legal Secretaries	Postsecondary Vocational Training	56	66	10	17.9%	$12.39	$25,760	140%
41	29-2034	Radiologic Technologists & Technicians	Associate's Degree	35	45	10	28.6%	$21.41	$44,520	242%
42	13-1051	Cost Estimators	Bachelor's Degree	60	70	10	16.7%	$20.92	$43,510	236%
43	17-3011	Architectural & Civil Drafters	Postsecondary Vocational Training	17	27	10	58.8%	$14.25	$29,630	161%
44	29-2041	Emergency Medical Technicians & Paramedics	Postsecondary Vocational Training	ND	ND	ND	ND	ND	ND	ND
45	29-2056	Veterinary Technologists & Technicians	Associate's Degree	15	23	8	53.3%	$10.01	$20,820	113%
46	49-3041	Farm Equipment Mechanics	Postsecondary Vocational Training	ND	ND	ND	ND	ND	ND	ND
47	15-1041	Computer Support Specialists	Associate's Degree	54	61	7	13.0%	$14.40	$29,960	163%
48	19-3021	Market Research Analysts	Bachelor's Degree	ND	ND	ND	ND	ND	ND	ND
49	29-2071	Medical Records & Health Information Technicians	Associate's Degree	ND	ND	ND	ND	ND	ND	ND
50	25-2012	Kindergarten Teachers, Except Special Education	Bachelor's Degree	ND	ND	ND	ND	ND	ND	ND
		Total	**Postsecondary Education**	**5,501**	**6,762**	**1,261**	**22.9%**	**$20.75**	**$42,635**	**232%**

[a]Metropolitan Statistical Area.
[b]Represents 100 percent of the 2003 federal poverty guideline for a family of four.
[c]Standard Occupational Classification.
[d]As defined by the U.S. Department of Labor, Bureau of Labor Statistics.
[e]Based on $18,400 annually for a family of four (100% of the 2003 federal poverty guideline).
NA-No hourly wage available; annual only.
ND - Not disclosable due to confidentiality of information.

Figure 3.14: Percentage of Total New Jobs Within the 50 Occupations in the Casper MSA[a] With the Greatest Projected Net Increase in Employment by Education Requirements, 2000 to 2010

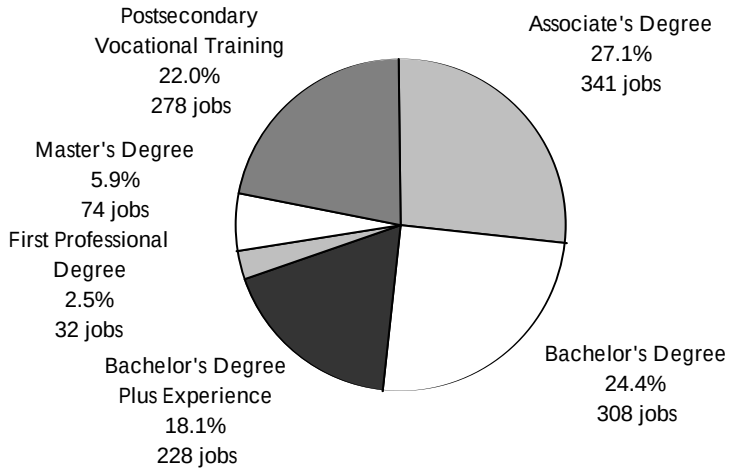

[a]Metropolitan Statistical Area.

Figure 3.15: Distribution by Pay Range of the 50 Occupations in the Casper MSA[a] With the Greatest Projected Net Increase in Employment Requiring Postsecondary Education, 2000 to 2010

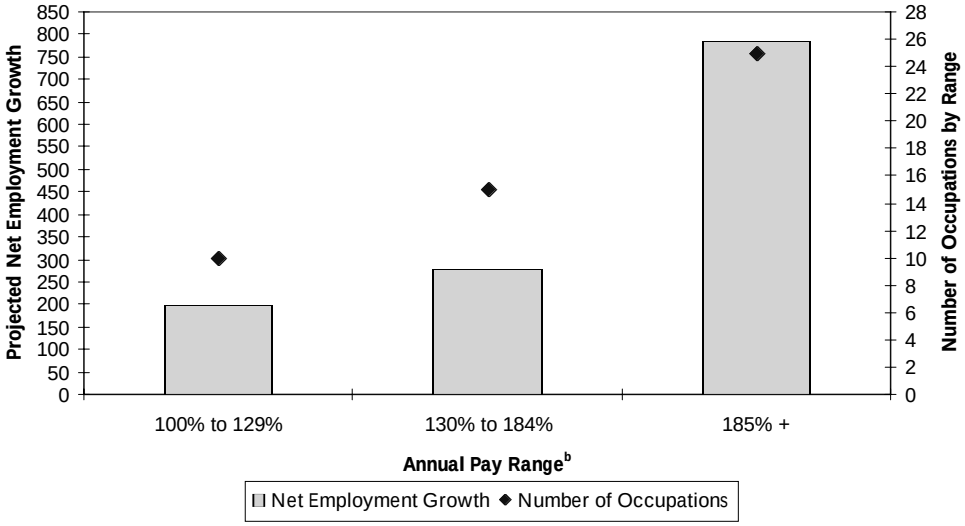

[a]Metropolitan Statistical Area.

[b]Based on $18,400 annually for a family of four (the 2003 federal poverty guideline).

Table 3.12: Projected Employment Growth by Major Occupational Group in the Cheyenne MSA[a] for the 50 Occupations With the Greatest Projected Net Increase in Employment Requiring Postsecondary Education and Paying Average Annual Wages of at Least $18,400,[b] 2000 and 2010

			Employment				2001 Average Wage		
				Projected	Change				% of
SOC[c]	Occupation Group Code and Title	#[d]	2000	2010	Number	Percent	Hourly	Annual	Poverty[e]
11-0000	Management	5	1,276	1,542	266	20.8%	$27.22	$56,613	308%
13-0000	Business & Financial Operations	5	869	1,007	138	15.9%	$18.28	$38,019	207%
15-0000	Computer & Mathematical Science	2	247	283	36	14.6%	$19.31	$40,161	218%
17-0000	Architecture & Engineering	4	94	151	57	60.6%	$24.60	$51,165	278%
19-0000	Life, Physical, & Social Science	1	ND	ND	23	ND	$14.65	$30,470	166%
21-0000	Community & Social Services	3	104	145	41	39.4%	$15.39	$32,024	174%
23-0000	Legal	1	251	269	18	7.2%	$24.17	$50,280	273%
25-0000	Education, Training, & Library	6	1,209	1,466	257	21.3%	NA	$36,196	197%
27-0000	Arts, Design, Entertainment, Sports, & Media	0	0	0	0	0.0%	$0.00	$0	0%
29-0000	Healthcare Practitioner & Technical	13	1,382	1,714	332	24.0%	$19.88	$41,345	225%
31-0000	Healthcare Support	1	33	42	9	27.3%	$12.61	$26,230	143%
33-0000	Protective Service	0	0	0	0	0.0%	$0.00	$0	0%
35-0000	Food Preparation & Serving Related	0	0	0	0	0.0%	$0.00	$0	0%
37-0000	Building & Grounds Cleaning & Maintenance	0	0	0	0	0.0%	$0.00	$0	0%
39-0000	Personal Care & Service	1	38	52	14	36.8%	$9.17	$19,070	104%
41-0000	Sales & Related	0	0	0	0	0.0%	$0.00	$0	0%
43-0000	Office & Administrative Support	2	172	201	29	16.9%	$10.13	$21,077	115%
45-0000	Farming, Fishing, & Forestry	0	0	0	0	0.0%	$0.00	$0	0%
47-0000	Construction & Extraction	0	0	0	0	0.0%	$0.00	$0	0%
49-0000	Installation, Maintenance, & Repair	5	665	793	128	19.2%	$15.27	$31,766	173%
51-0000	Production	1	49	74	25	51.0%	$10.14	$21,090	115%
53-0000	Transportation & Material Moving	0	0	0	0	0.0%	$0.00	$0	0%
	Total	**50**	**6,419**	**7,793**	**1,375**	**21.4%**	**$20.37**	**$41,304**	**224%**

[a]Metropolitan Statistical Area.
[b]100 percent of the 2003 federal poverty guideline for a family of four.
[c]Standard Occupational Classification.
[d]Number of occupations per group.
[e]Based on $18,400 annually for a family of four (100% of the 2003 federal poverty guideline).
NA-No hourly wage available; annual only.
ND - Not disclosable due to confidentiality of information.

Figure 3.16: Distribution by Major Occupational Group of the 50 Occupations[a] in the Cheyenne MSA[b] With the Greatest Projected Net Increase in Employment, 2000 and 2010

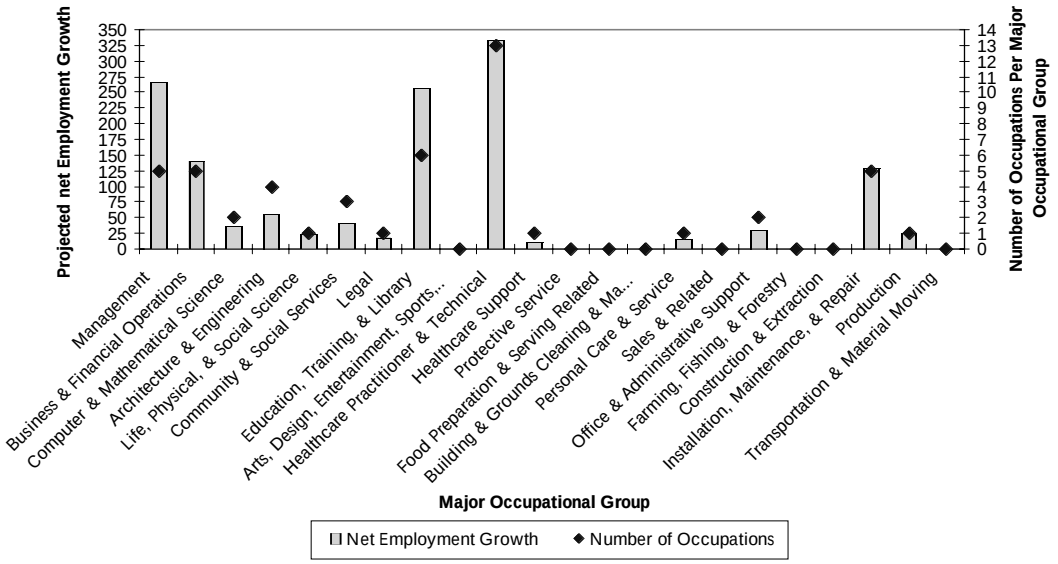

[a]Includes occupations requiring postsecondary education that pay average annual wages of at least $18,400 (100% of the federal poverty guideline for a family of four).
[b]Metropolitan Statistical Area.

279 jobs, while occupations paying 100 to 129 percent are projected to grow by 196 jobs.

Cheyenne MSA

The Cheyenne MSA is expected to have the highest occupational growth (6,889 jobs) of any region in Wyoming (see Table 3.1, page 22). Of Wyoming's six regions, the Cheyenne MSA is projected to have the highest growth (332 jobs) in Healthcare Practitioner & Technical occupations (see Table 3.12, page 48 and Figure 3.16, above). Growth in Management is second only to the Southwest Region (266 jobs). Education, Training, & Library occupations are also expected to have relatively high growth at 257 jobs.

Of the detailed occupations, General & Operations Managers are expected to have the highest growth (171 jobs; see Table 3.13, page 50). Registered Nurses rank second with 148 jobs.

Occupations that require a Bachelor's degree are projected to grow by 525 jobs, the most of the six regions (see Figure 3.17, page 52). The Cheyenne MSA is second behind the Casper MSA in growth of occupations that require an Associate's degree (276 jobs). Occupations that require a Master's degree are expected to experience the lowest growth at 34 jobs.

Text continued on page 53

Table 3.13: The 50 Occupations in the Cheyenne MSA[a] With the Greatest Projected Net Increase in Employment Requiring Postsecondary Education and Paying Average Annual Wages of at Least $18,400,[b] 2000 and 2010

Rank	SOC[c] Code and Occupation Title		Typical Education Requirements[d]	Employment 2000	Projected 2010	Change Number	Change Percent	2001 Average Wage Hourly	Annual	% of Poverty[e]
1	11-1021	General & Operations Managers	Bachelor's Degree Plus Exp.	703	874	171	24.3%	$28.32	$58,910	320%
2	29-1111	Registered Nurses	Associate's Degree	626	775	149	23.8%	$19.05	$39,620	215%
3	25-2021	Elementary School Teachers, Except Special Education	Bachelor's Degree	ND	ND	ND	ND	ND	ND	ND
4	13-2011	Accountants & Auditors	Bachelor's Degree	319	380	61	19.1%	$16.71	$34,750	189%
5	25-2031	Secondary School Teachers, Except Special & Vocational Education	Bachelor's Degree	ND	ND	ND	ND	ND	ND	ND
6	13-1199	Business Operations Specialists, All Other	Bachelor's Degree	397	448	51	12.8%	$20.43	$42,500	231%
7	25-2022	Middle School Teachers, Except Special & Vocational Education	Bachelor's Degree	ND	ND	ND	ND	ND	ND	ND
8	49-3023	Automotive Service Technicians & Mechanics	Postsecondary Vocational Training	262	310	48	18.3%	$13.67	$28,430	155%
9	29-2061	Licensed Practical & Licensed Vocational Nurses	Postsecondary Vocational Training	172	214	42	24.4%	$13.03	$27,110	147%
10	49-2011	Computer, Automated Teller, & Office Machine Repairers	Postsecondary Vocational Training	79	108	29	36.7%	$21.64	$45,010	245%
11	49-3031	Bus & Truck Mechanics & Diesel Engine Specialists	Postsecondary Vocational Training	146	173	27	18.5%	$12.60	$26,210	142%
12	11-3011	Administrative Services Managers	Bachelor's Degree Plus Exp.	202	229	27	13.4%	$25.09	$52,180	284%
13	11-1011	Chief Executives	Bachelor's Degree Plus Exp.	114	141	27	23.7%	$35.98	$74,840	407%
14	11-3031	Financial Managers	Bachelor's Degree Plus Exp.	144	169	25	17.4%	$24.60	$51,160	278%
15	51-4121	Welders, Cutters, Solderers, & Brazers	Postsecondary Vocational Training	49	74	25	51.0%	$10.14	$21,090	115%
16	43-6013	Medical Secretaries	Postsecondary Vocational Training	110	135	25	22.7%	$9.59	$19,950	108%
17	21-1021	Construction Managers	Bachelor's Degree	50	73	23	46.0%	$17.28	$35,940	195%
18	19-4099	Life, Physical, & Social Science Technicians, All Other	Associate's Degree	ND	ND	ND	ND	$14.65	$30,470	166%
19	15-1041	Computer Support Specialists	Associate's Degree	136	157	21	15.4%	$17.83	$37,080	202%
20	25-2041	Special Education Teachers, Preschool, Kindergarten, & Elementary School	Bachelor's Degree	ND	ND	ND	ND	ND	ND	ND
21	17-2051	Civil Engineers	Bachelor's Degree	43	63	20	46.5%	$25.59	$53,230	289%
22	29-1062	Family & General Practitioners	First Professional Degree	96	116	20	20.8%	$46.41	$96,530	525%
23	29-1051	Pharmacists	First Professional Degree	86	105	19	22.1%	$29.98	$62,370	339%
24	29-2034	Medical & Health Services Managers	Associate's Degree	72	91	19	26.4%	$14.12	$29,370	160%
25	49-3011	Aircraft Mechanics & Service Technicians	Postsecondary Vocational Training	103	121	18	17.5%	$18.20	$37,870	206%
26	23-1011	Lawyers	First Professional Degree	251	269	18	7.2%	$24.17	$50,280	273%
27	17-2151	Mining & Geological Engineers, Including Mining Safety Engineers	Bachelor's Degree	ND	ND	ND	ND	$33.13	$68,920	375%
28	11-9151	Social & Community Service Managers	Bachelor's Degree	114	130	16	14.0%	$18.69	$38,880	211%
29	25-3999	All Other Teachers, Primary, Secondary, & Adult	Bachelor's Degree	94	110	16	17.0%	NA	$21,460	117%
30	15-1021	Computer Programmers	Bachelor's Degree	111	127	16	14.4%	$21.12	$43,920	239%
31	29-1127	Speech-Language Pathologists	Master's Degree	43	58	15	34.9%	$21.57	$44,870	244%
32	17-2072	Electronics Engineers, Except Computer	Bachelor's Degree	ND	ND	ND	ND	$19.84	$41,270	224%
33	29-2021	Dental Hygienists	Associate's Degree	ND	ND	ND	ND	$24.62	$51,210	278%
34	39-9032	Recreation Workers	Bachelor's Degree	38	52	14	36.8%	$9.17	$19,070	104%
35	13-1073	Training & Development Specialists	Bachelor's Degree	42	54	12	28.6%	$15.94	$33,160	180%
36	29-9199	Health Professionals & Technicians, All Other	Associate's Degree	ND	ND	ND	ND	ND	ND	ND

Table 3.13: The 50 Occupations in the Cheyenne MSA[a] With the Greatest Projected Net Increase in Employment Requiring Postsecondary Education and Paying Average Annual Wages of at Least $18,400,[b] 2000 and 2010

Rank	SOC[c] Code and Occupation Title		Typical Education Requirements[d]	Employment 2000	Projected 2010	Change Number	Change Percent	2001 Average Wage Hourly	Annual	% of Poverty[e]
37	29-2071	Medical Records & Health Information Technicians	Associate's Degree	54	65	11	20.4%	$12.11	$25,190	137%
38	21-1015	Rehabilitation Counselors	Master's Degree	ND	ND	ND	ND	ND	ND	ND
39	13-2072	Loan Officers	Bachelor's Degree	83	93	10	12.0%	$15.91	$33,080	180%
40	29-2011	Medical & Clinical Laboratory Technologists	Bachelor's Degree	45	55	10	22.2%	$15.45	$32,140	175%
41	29-2056	Veterinary Technologists & Technicians	Associate's Degree	19	29	10	52.6%	$10.99	$22,860	124%
42	31-9094	Medical Transcriptionists	Postsecondary Vocational Training	33	42	9	27.3%	$12.61	$26,230	143%
43	29-2012	Medical & Clinical Laboratory Technicians	Associate's Degree	35	43	8	22.9%	$10.68	$22,220	121%
44	21-1011	Substance Abuse & Behavioral Disorder Counselors	Master's Degree	ND	ND	ND	ND	ND	ND	ND
45	25-9199	Library, Museum, Training, & Other Education Workers, All Other	Bachelor's Degree	ND	ND	ND	ND	ND	ND	ND
46	49-2022	Telecommunications Equipment Installers & Repairers, Except Line Installers	Postsecondary Vocational Training	77	83	6	7.8%	$15.30	$31,830	173%
47	13-1071	Employment, Recruitment, & Placement Specialists	Bachelor's Degree	29	35	6	20.7%	$16.16	$33,600	183%
48	17-3022	Civil Engineering Technicians	Associate's Degree	ND	ND	ND	ND	ND	ND	ND
49	29-1126	Respiratory Therapists	Associate's Degree	ND	ND	ND	ND	ND	ND	ND
50	43-6012	Legal Secretaries	Postsecondary Vocational Training	63	67	4	6.3%	$11.09	$23,060	125%
		Total	**Postsecondary Education**	**6,419**	**7,793**	**1,375**	**21.4%**	**$20.37**	**$41,304**	**224%**

[a]Metropolitan Statistical Area.
[b]Represents 100 percent of the 2003 federal poverty guideline for a family of four.
[c]Standard Occupational Classification.
[d]As defined by the U.S. Department of Labor, Bureau of Labor Statistics.
[e]Based on $18,400 annually for a family of four (100% of the 2003 federal poverty guideline).
NA - No hourly wage available; annual only.
ND - Not disclosable due to confidentiality of information.

Figure 3.17: Percentage of Total New Jobs Within the 50 Occupations in the Cheyenne MSA[a] With the Greatest Projected Net Increase in Employment by Education Requirements, 2000 to 2010

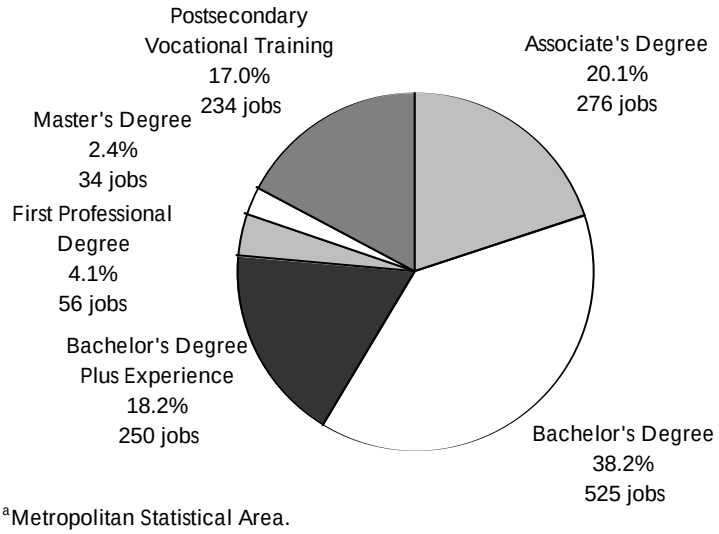

[a]Metropolitan Statistical Area.

Figure 3.18: Distribution by Pay Range of the 50 Occupations in the Cheyenne MSA[a] With the Greatest Projected Net Increase in Employment Requiring Postsecondary Education, 2000 to 2010

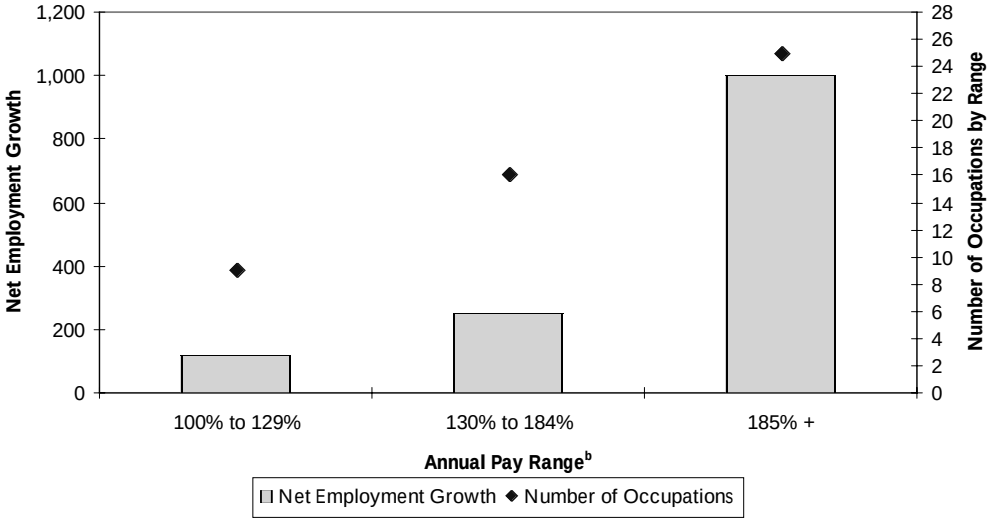

[a]Metropolitan Statistical Area.

[b]Based on $18,400 annually for a family of four (the 2003 federal poverty guideline).

Occupations paying at least 185 percent of the poverty guideline are projected to have the highest growth (1,003 jobs) of the pay ranges shown in Figure 3.18 (page 52). For occupations paying between 130 and 184 percent of the poverty guideline, projected growth is 252 jobs. Occupations paying from 100 to 129 percent are expected to grow by 120 jobs.

Summary

There is a certain amount of continuity of occupational growth across regions, such as for General & Operations Managers, and Registered Nurses. However, there is also a divergence of occupational needs across regions that is dictated by the regional industry composition. Mining has a major influence on the dynamics of regional occupational growth, especially in the Northeast and Southwest regions. Services, particularly health care services and Retail Trade will be major drivers of occupational growth in every region.

References

Gallagher, T., Harris, M., Leonard, D.W., Liu, W., & McVeigh, B. (2003, April). *Employment outlook: 2010.* Retrieved January 28, 2003, from http://doe.state.wy.us/lmi/EmpOutlook2010.pdf

Thompson, T. (2003). Annual Update of the HHS Poverty Guidelines, 68(26) Fed.Reg. 6,456-6,458.

U.S. Department of Health and Human Services. (2003, February 7). *2003 HHS poverty guidelines.* Retrieved July 8, 2003, from http://aspe.hhs.gov/poverty/03poverty.htm

U.S. Department of Labor, Bureau of Labor Statistics. (n.d.). *Education and training data.* Retrieved August 4, 2003, from http://www.bls.gov/emp/empeted1.htm

U.S. Office of Management and Budget. (2000, October). *Standard occupational classification manual: 2000*. Springfield, VA: U.S. Department of Commerce, Technology Administration, National Technical Information Service.

Chapter 4. Identifying Labor Supply Challenges

by: Mark Harris, Ph.D.

Previous chapters have focused on net employment growth as the source of demand for new workers. However, there are other reasons that change the demand for workers. The decline in labor supply can be associated with outmigration, and an aging workforce.

Labor shortages are a difficulty faced by many states and localities. Economic development is hindered when there are too few workers with required skills. Targeted training can eliminate the skills problem, assuming that trained workers are willing to stay. The difficulty with availability is more challenging. Site selectors require an available pool of skilled labor in an area before the relocation or creation of new businesses.[1]

Economic development in Wyoming currently faces challenges with both labor skill and availability. The Wyoming Business Council (Wyoming Economic Development Act, 1998) and the Wyoming Workforce Development Council (State of Wyoming, 1998) were

Figure 4.1: Wyoming and U.S. Population Distribution by Age Group, 1990 and 2000

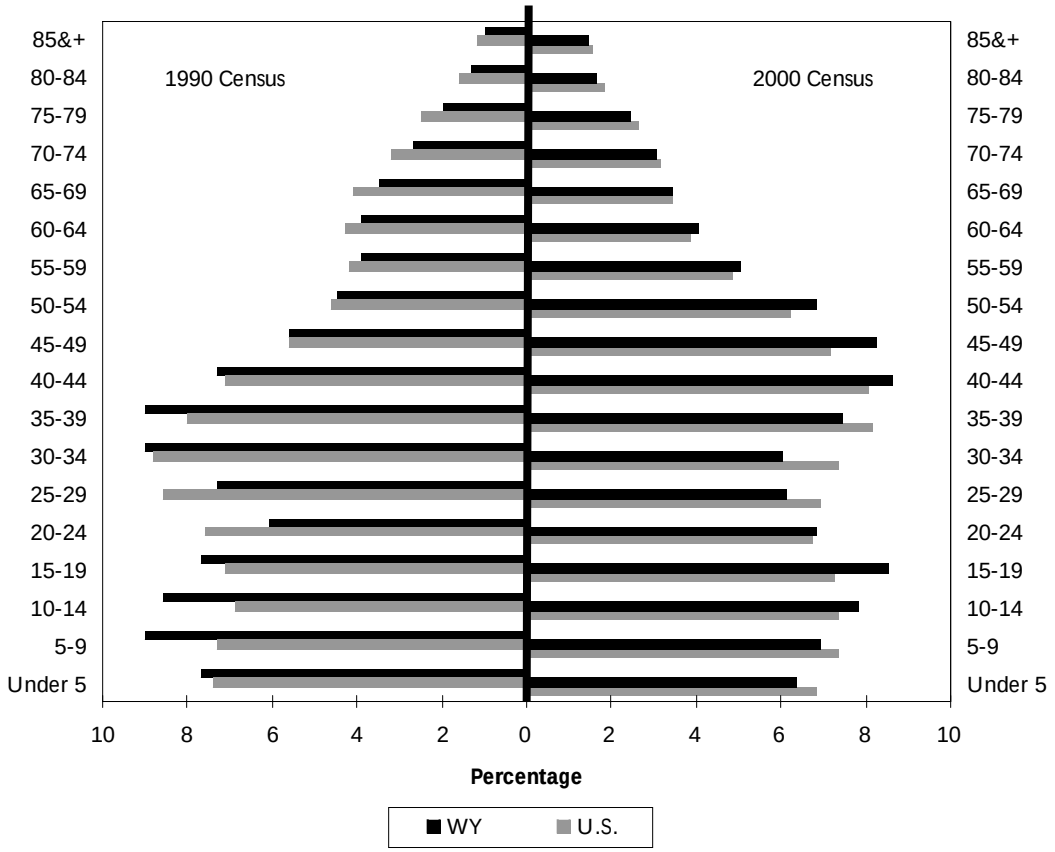

Source: U.S. Census Bureau.

created to specifically address these interrelated issues in the state. This chapter illuminates demographic and economic challenges surrounding labor availability in Wyoming.

Demographic Challenges

According to the U.S. Census Bureau (2000), compared to the nation 25- to 39-year-olds are proportionately underrepresented in Wyoming while 40- to 64-year-olds are overrepresented (Figure 4.1, see page 55). The underrepresentation of 25- to 39-year-olds may foretell future labor shortages as they age.

The shortages seen in the Census are also mirrored in Wyoming's Wage Records data.[2] Wage Records data indicate that the projected aging of the baby boom generation (those born between 1946 and 1964, age 46 to 64 in 2010) will not only cause a labor shortage of 13,525 workers age 26 to 37 by 2010 but also cause a labor surplus of 18,310 for workers age 56 to 64 (Figure 4.2). As long as the leading edge of the baby boom adapts to changes in technology by acquiring new skills, and employers are willing to pay the additional compensation required by more experienced workers, it does not appear that there will be significant baby boom caused labor shortages in the near future (18,310-13,525 = 4,785 surplus). Figure 4.3 (see page 57) indicates that more experienced workers (5+ years of experience) receive higher levels of compensation across all age categories. As baby boomers retire beyond 2010, however, a serious labor shortage may occur unless Wyoming's economy is able to retain its current workforce and attract younger workers.

Economic Challenges

Wyoming is currently in a unique economic situation. The state has relatively low unemployment (Table 4.1, see page 58) and over-the-year employment growth has remained

Text continued on page 58

Figure 4.2: Distribution of Employees by Age, 2001 and 2010[a]

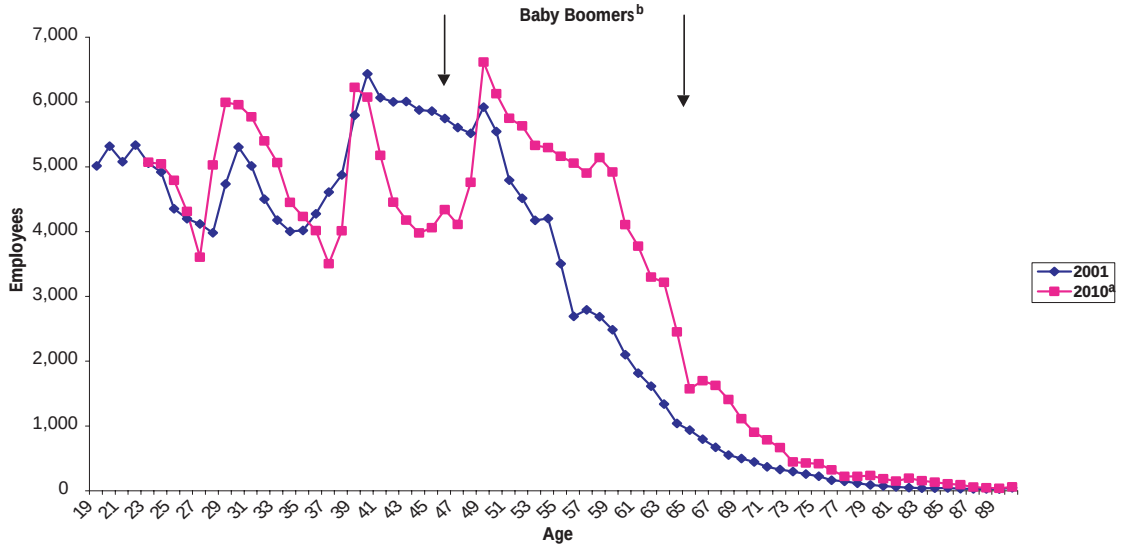

[a]Projected.
[b]Individuals born between 1946 and 1964.

Figure 4.3: Average Wage in All Industries by Age Group and Experience, 3rd Quarter 2001

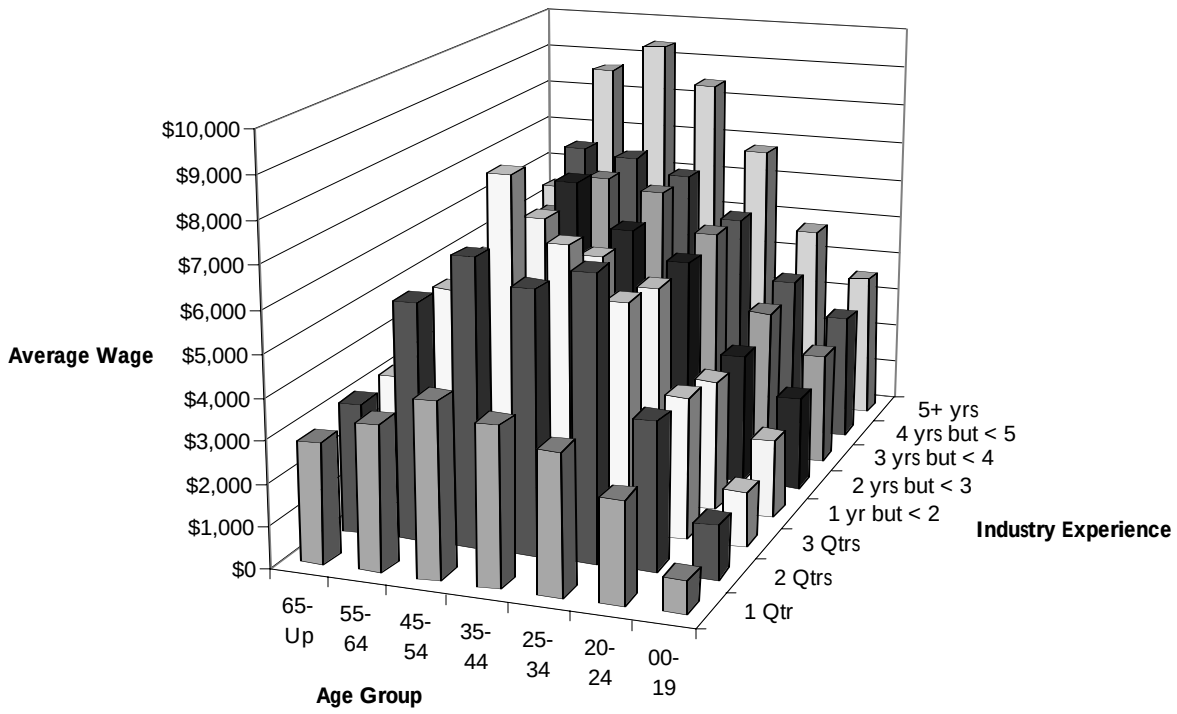

Map 4.1: Unemployment Rates (2002)[a] and Mean Hourly Wages (2001)[b] for Wyoming and Neighboring States

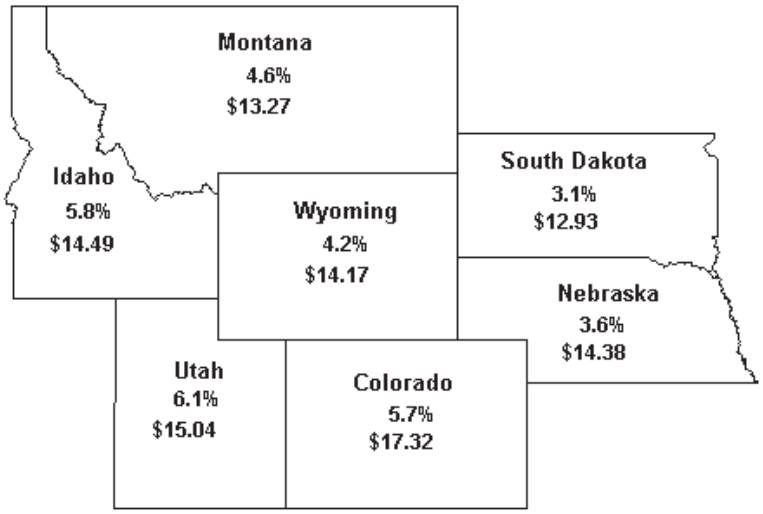

[a]Source: Bureau of Labor Statistics Local Area Unemployment Statistics (LAUS) program, 2002 data.
[b]Source: Bureau of Labor Statistics Occupational Employment Statistics (OES) program, 2001 data (most current).

Table 4.1: State Unemployment Rates, September 2003 (Seasonally Adjusted)

State	Unemp. Rate
Puerto Rico	11.8
Oregon	8.0
Alaska	7.8
Washington	7.6
Michigan	7.4
Illinois	7.1
Texas	6.5
California	6.4
New York	6.4
North Carolina	6.4
South Carolina	6.4
District of Columbia	6.1
Louisiana	6.1
New Mexico	6.1
United States	**6.1**
Arkansas	6.0
Kentucky	5.8
New Jersey	5.8
Ohio	5.8
West Virginia	5.8
Massachusetts	5.7
Wisconsin	5.7
Arizona	5.6
Colorado	5.6
Alabama	5.5
Idaho	5.5
Missouri	5.4
Tennessee	5.4
Mississippi	5.3
Pennsylvania	5.3
Florida	5.2
Indiana	5.2
Nevada	5.2
Oklahoma	5.1
Utah	5.1
Connecticut	5.0
Maine	4.9
Montana	4.9
Kansas	4.7
Iowa	4.6
Minnesota	4.6
New Hampshire	4.5
Rhode Island	4.5
Delaware	4.4
Georgia	4.4
Maryland	4.3
Vermont	4.3
Hawaii	4.2
Nebraska	4.0
Wyoming	**4.0**
North Dakota	3.7
Virginia	3.7
South Dakota	3.4

Figure 4.4: Nonagricultural Employment Growth (Percent Change Over Previous Year)

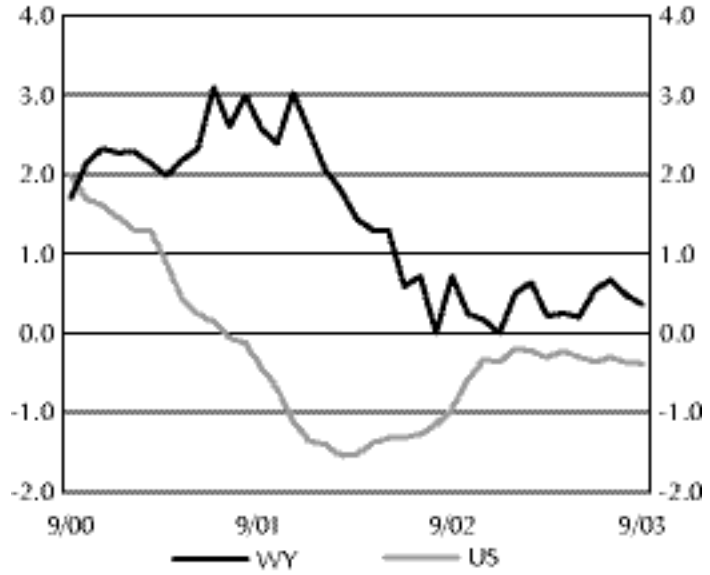

positive (Figure 4.4). In contrast, the nation is experiencing relatively high unemployment (Table 4.1) and job growth has been sharply negative (Figure 4.4). For the time being, this gives Wyoming somewhat of an advantage in retaining and attracting younger workers. However, when national job growth returns to a normal level competition for younger workers will increase. Map 4.1 (see page 57) indicates that while Wyoming currently has lower unemployment than several states (Colorado, Idaho, Montana, and Utah), it also has lower average wages than several surrounding states (Colorado, Idaho, Nebraska, and Utah). Should unemployment drop in the near future in surrounding states, Wyoming will again be at a competitive compensation disadvantage for retaining and attracting skilled young persons, particularly in comparison to the larger urban centers located in Colorado and Utah.

Conclusion

Younger age categories are proportionately underrepresented in Wyoming's population. This same demographic pattern is also demonstrated in the workforce. As baby boomers move into retirement, it will leave a shortage of younger workers. Older workers may fill this void in the near future (up to 2010), but it is unlikely that the

deficiency will be filled by older workers when baby boomers themselves move into typical retirement age.

Younger workers may be more willing to relocate to Wyoming during the current regional and national economic recession. However, without competitive compensation, it is unlikely that these individuals will remain in Wyoming when the regional and national economies rebound.

Notes

[1]Historical employment data on commuting and relocating patterns of workers may shed more light on availability concerns and assist sparsely populated areas in making a stronger case for the relocation or creation of new business.

[2]Wage Records is an administrative database. Each employer in the state who has employees covered under Unemployment Insurance, by law, must submit quarterly tax reports to the state showing each employee's Social Security Number (SSN) and wages earned in the quarter. Wage Records has a two-quarter time lag (e.g., wage information for first quarter employees is generally not available until third quarter).

References

Murray, S. (Ed.). (2002, December). *Market dynamics from administrative records.* Retrieved January 30, 2004, from http://doe.state.wy.us/lmi/w_r_research/MarketDynamics1202.pdf

Wyoming Economic Development Act, W.S. § 9-12-103. (1998). Retrieved January 30, 2004, from http://legisweb.state.wy.us/statutes/titles/title09/chapter12.htm

State of Wyoming Executive Department. (1998). *Executive order 1998-1.* Retrieved January 30, 2004, from http://www.state.wy.us/governor/press_releases/execorder/1999/execord1998-1.html

U.S. Census Bureau. (2001, November 19). Census 2000 summary file 1 (SF 1) 100-percent data. Retrieved January 30, 2004, from http://www.census.gov/mp/www/rom/msrom6ge.html

Chapter 5. Transaction Data (Turnover): An Application to Occupational Projections and a Strategy for Estimating Replacement Need at the State Level for Registered Nurses

by: Tony Glover, Senior Analyst, Research & Planning

Research & Planning released a two part series in 2002 on the nursing occupation in Wyoming (Glover, 2002, September and October). This chapter elaborates on the analyses presented in the two part "Nursing in Wyoming" series. Traditional projections strategies capture historic trends in employment by industry and identify a level of employment at some future point in time. This chapter moves beyond traditional techniques by incorporating a strategy for the analysis of labor supply within the health services industry and subsequently a detailed analysis of registered nurses (RNs) within Wyoming's labor market. Further, it demonstrates a means of linking the role of supply from educational institutions to the stock, flow, and adequacy of supply relative to the projected demand for nurses. Accomplishing this task, with respect to a particular occupation, requires access to current and historic education, licensing, and employment records.

We begin with an introduction to the concepts of turnover, or transactions, and cite references for interested individuals to explore the subject in more detail. Then we analyze turnover by describing the various employee/employer transactions that define turnover-related behaviors for two industries in Wyoming, health services (SIC 80)[1] and hotels & other lodging places (SIC 70),[2] demonstrating that the use of labor is industry specific. Although we explore the general relationship of one occupation (RNs) to Wyoming's labor market, there are industry-specific differences underlying our occupational analysis. For example, Glover found RN turnover in hospitals is much lower than in nursing care facilities (2002).

Using data from the Wyoming State Board of Nursing (WSBN) and our Wyoming Wage Records,[3] we apply transaction concepts (e.g., exit, entry) to the analyses of occupational projections. The results suggest that some projected demand for RNs in Wyoming over the next decade will come from employment growth throughout all industries. However, the greatest number of job openings will result from a decline in the supply of new RNs and an increase in the number of RNs leaving Wyoming's labor force (e.g., for other markets, retirement). If these issues are not addressed, the state can expect to be approximately 700 RNs short of the demand by 2006.

Introduction to the Employment Transaction Types that Impact Turnover

Turnover may be the most familiar transaction activity. It has been

operationally defined by the Bureau of Labor Statistics as the ratio of the number of individuals leaving jobs to the number of jobs available (2002, July). However, exiting represents just one form of employee/employer interaction. Therefore we define transactions in terms of the expanded relationships between an employee and an employer at a point in time.

All of the measures discussed in this chapter are based on data collected quarterly from employers for

Table 5.1: Persons to Employer Transactions in Wyoming's Health Services Industry[a] by Transaction Type, 1993 to 2001

		Transaction Type				
Year	Quarter	Both (B)	Continuous (C)	Entry (E)	Exit (X)	Total
1993	1	402	11,882	1,343	1,045	14,672
	2	449	11,857	1,652	1,368	15,326
	3	709	11,862	1,662	1,647	15,880
	4	714	11,926	1,443	1,598	15,681
1994	1	467	12,266	1,606	1,103	15,442
	2	537	12,385	1,745	1,487	16,154
	3	793	12,382	1,781	1,748	16,704
	4	651	12,688	1,512	1,475	16,326
1995	1	783	12,919	1,859	1,281	16,842
	2	1,019	13,013	2,117	1,765	17,914
	3	970	13,077	2,024	2,053	18,124
	4	909	13,116	1,502	1,985	17,512
1996	1	568	13,104	1,385	1,514	16,571
	2	633	12,722	1,582	1,767	16,704
	3	682	12,596	1,700	1,708	16,686
	4	809	12,606	1,721	1,690	16,826
1997	1	636	13,101	1,696	1,226	16,659
	2	609	13,250	1,902	1,547	17,308
	3	749	13,305	1,784	1,847	17,685
	4	656	13,542	1,490	1,547	17,235
1998	1	590	13,566	1,500	1,466	17,122
	2	845	13,064	1,762	2,002	17,673
	3	954	12,866	1,746	1,960	17,526
	4	848	12,753	1,875	1,859	17,335
1999	1	1,390	13,097	1,522	1,531	17,540
	2	1,164	12,435	2,185	2,184	17,968
	3	1,242	12,752	2,443	1,868	18,305
	4	838	13,256	2,057	1,939	18,090
2000	1	989	13,518	1,813	1,795	18,115
	2	717	13,584	1,997	1,747	18,045
	3	973	13,533	2,245	2,048	18,799
	4	915	13,767	1,968	2,011	18,661
2001	1	776	14,102	1,768	1,633	18,279
	2	1,069	13,106	2,160	2,764	19,099
	3	1,306	13,016	2,174	2,250	18,746
	4	1,120	12,925	2,832	2,265	19,142

[a]Standard Industrial Classification (SIC) 80.

Unemployment Insurance (UI) tax and Wage Records reports. The measures are divided into four transaction types: (1) Exits, (2) Entries, (3) Both, and (4) Continuous. An Exit (X) occurs when an individual leaves employment with an employer. The second transaction, Entry (E),[4] occurs when an individual who was not working for an employer is hired. The third, Both (B),[5] is a combination of the first two, an Entry and an Exit within a given time period. For example, an individual who goes to work for an employer (Entry) in January and Exits in February is considered Both for the first quarter of the year (January to March). The last transaction type, Continuous (C), describes the most stable relationship between an employee and employer. An employee who works for the employer in the current (reference) quarter, worked for the employer in the previous quarter, and continues to work for the employer in the subsequent quarter is considered a continuous employee.

The cumulative number of transactions (total transactions) is the sum of all Entries, Exits, Both, and Continuous. For example, the total transactions in fourth quarter 1996 (1996Q4) was 264,403. Just as an employer may have several transactions based on the number of workers, workers may have multiple transactions if they have more than one employer at the same time.

Industry Analysis

Table 5.1 (see page 62) presents the distribution of all transactions among each transaction type from 1993Q1 to 2001Q4 in Wyoming's health services

Text continued on page 64

Figure 5.1: Total Persons to Employer Transactions in Wyoming's Health Services Industry,[a] 1993 to 2001

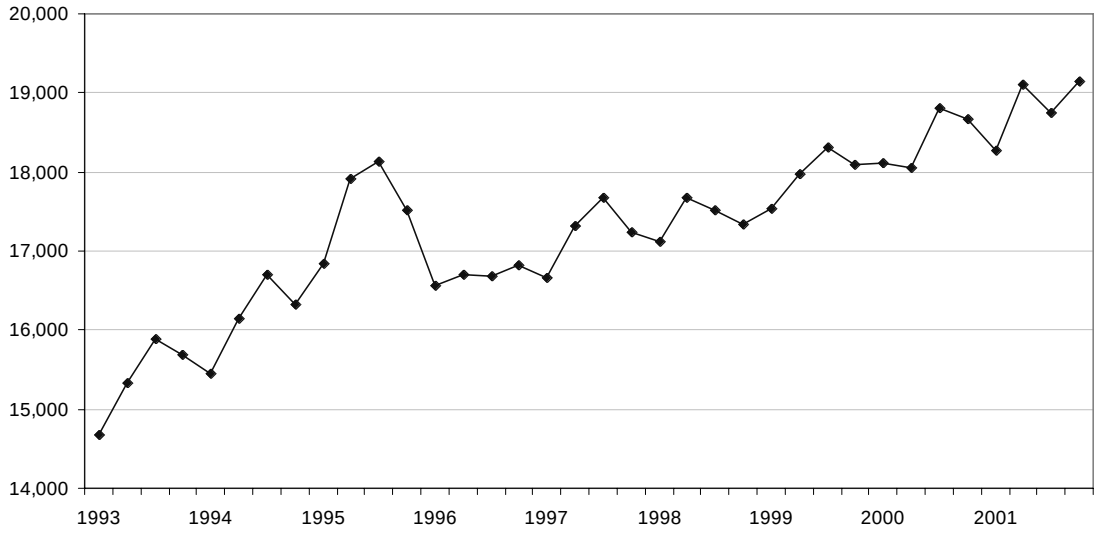

[a]Standard Industrial Classification (SIC) 80.

Figure 5.2: Total Persons to Employer Transactions in Wyoming's Health Services Industry[a] by Transaction Type, 1993 to 2001

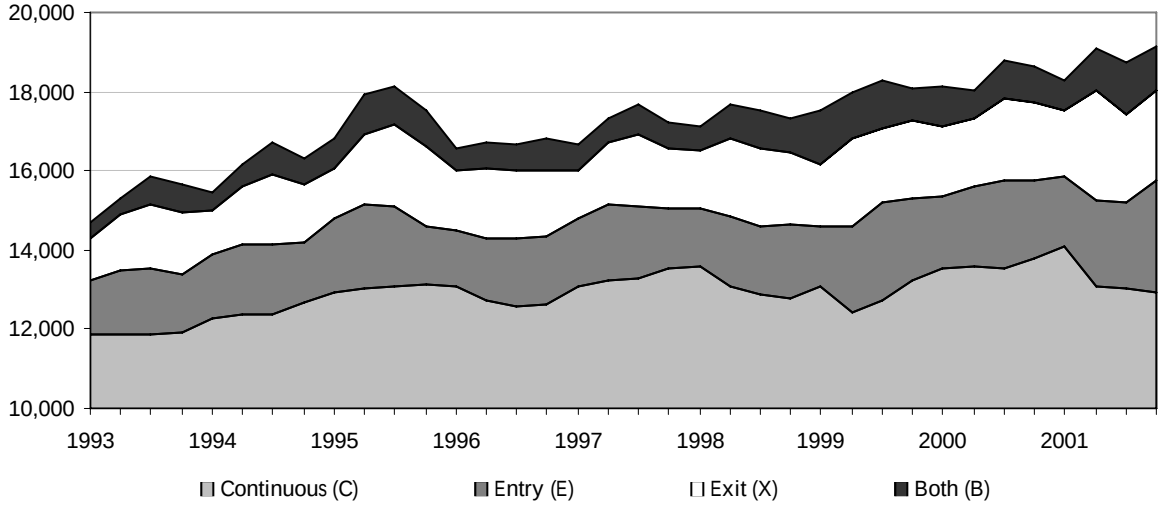

[a]Standard Industrial Classification (SIC) 80.

Figure 5.3: Persons to Employer Transactions in Wyoming's Hotels & Other Lodging Places[a], 1993 to 2001

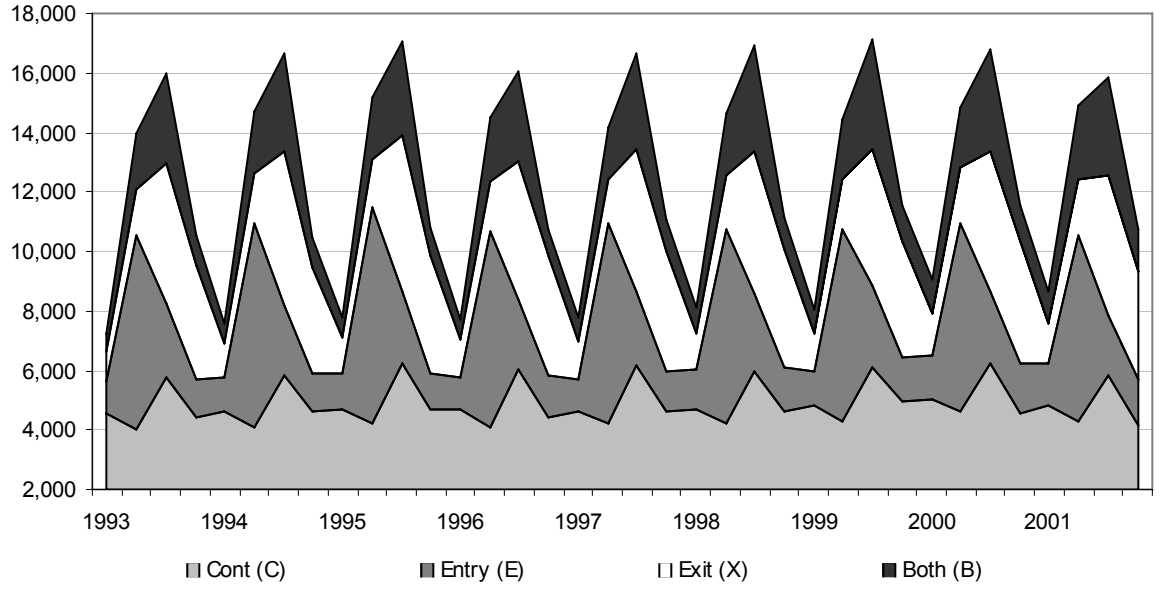

[a]Standard Industrial Classification (SIC) 70.

industry (SIC 80) for all occupations. Figure 5.1 (see page 63) shows the total transactions by year and quarter in SIC 80. Typical projection techniques would find the best possible fit to the trend line in Figure 5.1 and project the series to a point in the future. The projected series then represents the anticipated employment growth in the health services industry.

Figure 5.2 (see page 64) shows that continuous employment comprises the largest portion of the total transactions

Table 5.2: Second Order Employer Level Transactions in Wyoming's Health Services Industry[a] by Transaction Component, 1993 to 2001

		Second Order Persons to Employer Transaction Component								
		Carry Overs			Losses			Additions		
Year	Quarter	Continuous in Prior Quarter (C in Q-1)	Entry in Prior Quarter (E in Q-1)	Total	Both in Prior Quarter (B in Q-1)	Exit in Prior Quarter (X in Q-1)	Total	Both in Current Quarter (B in Q0)	Entry in Current Quarter (E in Q0)	Total
1993	1	N/A	N/A	N/A	N/A	N/A	N/A	N/A	N/A	N/A
	2	11,882	1,343	13,225	-402	-1,045	-1,447	449	1,652	2,101
	3	11,857	1,652	13,509	-449	-1,368	-1,817	709	1,662	2,371
	4	11,862	1,662	13,524	-709	-1,647	-2,356	714	1,443	2,157
1994	1	11,926	1,443	13,369	-714	-1,598	-2,312	467	1,606	2,073
	2	12,266	1,606	13,872	-467	-1,103	-1,570	537	1,745	2,282
	3	12,385	1,745	14,130	-537	-1,487	-2,024	793	1,781	2,574
	4	12,382	1,781	14,163	-793	-1,748	-2,541	651	1,512	2,163
1995	1	12,688	1,512	14,200	-651	-1,475	-2,126	783	1,859	2,642
	2	12,919	1,859	14,778	-783	-1,281	-2,064	1,019	2,117	3,136
	3	13,013	2,117	15,130	-1,019	-1,765	-2,784	970	2,024	2,994
	4	13,077	2,024	15,101	-970	-2,053	-3,023	909	1,502	2,411
1996	1	13,116	1,502	14,618	-909	-1,985	-2,894	568	1,385	1,953
	2	13,104	1,385	14,489	-568	-1,514	-2,082	633	1,582	2,215
	3	12,722	1,582	14,304	-633	-1,767	-2,400	682	1,700	2,382
	4	12,596	1,700	14,296	-682	-1,708	-2,390	809	1,721	2,530
1997	1	12,606	1,721	14,327	-809	-1,690	-2,499	636	1,696	2,332
	2	13,101	1,696	14,797	-636	-1,226	-1,862	609	1,902	2,511
	3	13,250	1,902	15,152	-609	-1,547	-2,156	749	1,784	2,533
	4	13,305	1,784	15,089	-749	-1,847	-2,596	656	1,490	2,146
1998	1	13,542	1,490	15,032	-656	-1,547	-2,203	590	1,500	2,090
	2	13,566	1,500	15,066	-590	-1,466	-2,056	845	1,762	2,607
	3	13,064	1,762	14,826	-845	-2,002	-2,847	954	1,746	2,700
	4	12,866	1,746	14,612	-954	-1,960	-2,914	848	1,875	2,723
1999	1	12,753	1,875	14,628	-848	-1,859	-2,707	1,390	1,522	2,912
	2	13,097	1,522	14,619	-1,390	-1,531	-2,921	1,164	2,185	3,349
	3	12,435	2,185	14,620	-1,164	-2,184	-3,348	1,242	2,443	3,685
	4	12,752	2,443	15,195	-1,242	-1,868	-3,110	838	2,057	2,895
2000	1	13,256	2,057	15,313	-838	-1,939	-2,777	989	1,813	2,802
	2	13,518	1,813	15,331	-989	-1,795	-2,784	717	1,997	2,714
	3	13,584	1,997	15,581	-717	-1,747	-2,464	973	2,245	3,218
	4	13,533	2,245	15,778	-973	-2,048	-3,021	915	1,968	2,883
2001	1	13,767	1,968	15,735	-915	-2,011	-2,926	776	1,768	2,544
	2	14,102	1,768	15,870	-776	-1,633	-2,409	1,069	2,160	3,229
	3	13,106	2,160	15,266	-1,069	-2,764	-3,833	1,306	2,174	3,480
	4	13,016	2,174	15,190	-1,306	-2,250	-3,556	1,120	2,832	3,952

[a]Standard Industrial Classification (SIC) 80.

occurring in health services. To exhibit the relative stability of SIC 80, Figure 5.3 (see page 64) displays the same data for Wyoming's hotels & other lodging places industry (SIC 70). In comparing these two Figures, it is apparent that employers in these two industries have different hiring and layoff patterns. Due to the highly seasonal nature of the hotels & other lodging places industry, employers must pick up a large number of employees during the summer months. However, it is not economically feasible for the employers to maintain these employees in the winter with the decline in tourism. In contrast, since the health services industry has little or no seasonal variation, it is more able to retain its employees continuously.

Persons to Employer Transaction Data: Application to the Health Services Industry

This section describes the components of change in the number of transactions and discusses their impact on the number of total transactions. The objective is to assign the relevant transaction type (i.e., Entry, Exit, Both, and Continuous) to three classes of behavior that explain the change in the number of total transactions from one quarter to the next. The three classes, which fall under the heading of Second Order Transaction Classes, are: (1) Carry Over Transactions from Last Quarter (Carry Overs), (2) Losses from Last Quarter (Losses), and (3) Additions from Current Quarter (Additions). The sum of the Carry Overs and Additions equals the total transactions for the quarter of interest (Q0). Further, the difference between Additions and Losses equals the net change (i.e., gain or loss in employment) in the total transactions from the quarter prior to the quarter of interest (Q-1 to Q0).

The ability to identify the transaction components responsible for a change in the number of total transactions allows us to better understand the way employers use labor to cope with changes in demand. To the extent we can identify some action on the employers part (e.g., advertising vacancies) or to the extent there is a Workforce Development structural element at work (e.g., job order requested), we might suggest that these transactions are employer initiated.

Carry Overs (stocks) are a combination of two transaction types from the prior quarter (Q-1), Entries and Continuous. Entries are individuals who were hired and maintained employment with the employer the next quarter. Continuous employees are individuals who were with the employer the quarter prior, as well as the current (reference) and subsequent quarters. Table 5.2 (see page 65) reflects the data from Table 5.1 (see page 62) placed under the relevant transaction component. For example, the Carry Over total is the sum of the Entries and Continuous for the specified quarter. At a point in time this worker/employer segment does not have an impact on the increase or decrease in the total transactions as these are accounted for by changes in the next two categories discussed (Losses and Additions).

The second transaction component represents individuals who are no longer with the employer in the reference quarter, but were employed by that employer in the quarter prior.

As with Carry Overs, Losses (flows) are composed of two transaction types from the previous quarter, Both and Exits. Recall that Both represents an individual who was hired by and left an employer during the same quarter. While individuals in the Both category have a relatively loose current attachment to a specific employer, a review of Figure 5.3 (see page 63) demonstrates that some industries (e.g., hotels & other lodging places) are fairly dependent upon this type of employee. Both is included in the Losses component (see Table 5.2, page 64) because these individuals are no longer part of the current total transactions but were part of the total transactions in the prior quarter. The Losses total is the sum of the number of Boths and Exits from the prior quarter.

The Additions (flows) component represents individuals who were hired by an employer during the current quarter. Additions are composed of two transaction types from the current quarter, Both and Entry. Whereas, Losses included Both from the prior quarter (Q-1), Additions include Both from the current quarter (Q0). The total Additions is the sum of the Boths and Entries from the current quarter.

Stock and flow calculations were repeated for each year and quarter in Table 5.2 (page 65). Recall that the sum of the Carry Over total and the Additions total is equal to the total transactions in each quarter. For example, in 1993Q2 there were 13,225 Carry Overs and 2,101 Additions, which sum to 15,326 total transactions for 1993Q2 (see Table 5.1, page 62). Further, the sum of the Additions total and the Losses total equals the net gain or loss in total transactions from the prior quarter to the quarter of interest (Q-1 to Q0). In the calculation for 1993Q2, Additions (2,101) plus Losses (-1,447) equals a net gain of 654. To this point we have identified the components that create changes in the number of total transactions with all employers at a given point in time. In the next section we will apply these techniques to a detailed analysis of RNs working in Wyoming.

Persons to Market Transaction Data: Application to Occupational Projections

The foundation of this analysis is the combination of two data sets. The first, Wyoming's Wage Records, is collected quarterly. It captures the number of individuals by Social Security Number (SSN), employers by Unemployment Insurance (UI) account number, and wages for all UI covered employment in the state. This analysis uses data from 1992Q1 to 2002Q1. The second, the Wyoming State Board of Nursing (WSBN) licensed RNs dataset, provides records of SSN and date of license issue for all active licensed RNs in the state from 1992 to 2001. The combination of these two data sets allows us to apply the turnover analysis techniques to a specific subset of Wyoming's labor market. The subset in this case is RNs, but these techniques could be applied to any population for which data is available.

The previous section of this chapter introduced the typical application of transactional data. For example, an individual leaving one employer and being hired by another employer in the same quarter contributes one Entry

Table 5.3a: Person to Employer Level Transactions

In this example, Pat is given three employers. The Tables below explain the different levels of aggregation for Transaction Type calculations. For this example, the beginning of time is 1992Q1 and the end of time is 2001Q4. The first time Pat appears in Wage Records as a registered nurse is 1995Q1 and the last is 1999Q4.

Person to Employer Level Transactions

Year	1995				1996				1997				1998				1999			
Quarter	Q1	Q2	Q3	Q4	Q1	Q2	Q3	Q4	Q1	Q2	Q3	Q4	Q1	Q2	Q3	Q4	Q1	Q2	Q3	Q4
	< Time Begins in 1992Q1																			Time Ends in 2001Q4 >
Pat's Work History with A-OK Hospital																				
Pat's Work History with Dandy-Do Hospital																				
Pat's Work History with Al's Nursing Home																				
Transaction Type A-OK Hospital			B		E	X			E	C	C	C	C	X					B	
Transaction Type Dandy Do Hospital			E	C	X		E	C	C	X										B
Transaction Type Al's Nursing Home	B															E	C	C	X	
Aggregate Person to Employer Level Transactions by Category: Entries (E)			1		1		1		1							1			1	
Exits (X)					1	1				1				1						
Both (B)	1		1																1	1
Continuous (C)				1				1	1	1	1	1	1				1	1		
Total	1	0	2	1	2	1	1	1	2	2	1	1	1	1	0	1	1	1	2	1

Table 5.3b: Person to Market Transactions

Person to Market Level Transactions

Year	1995				1996				1997				1998				1999			
Quarter	Q1	Q2	Q3	Q4	Q1	Q2	Q3	Q4	Q1	Q2	Q3	Q4	Q1	Q2	Q3	Q4	Q1	Q2	Q3	Q4
	< Time Begins in 1992Q1																			Time Ends in 2001Q4 >
Pat's Work in Wyoming's Labor Force																				
Transaction Type in Labor Force	B		E	C	C	C	C	C	C	C	C	C	C	X		E	C	C	C	X
Aggregate Labor Force Transactions by Category: Entry (E)			1													1				
Exit (X)														1						1
Both (B)	1																			
Continuous (C)				1	1	1	1	1	1	1	1	1	1				1	1	1	
Total	1	0	1	1	1	1	1	1	1	1	1	1	1	1	0	1	1	1	1	1

Table 5.3c: Person to Market Transactions by Expanded Transaction Types

Person to Market Transactions by Expanded Transaction Types

Year	1995				1996				1997				1998				1999			
Quarter	Q1	Q2	Q3	Q4	Q1	Q2	Q3	Q4	Q1	Q2	Q3	Q4	Q1	Q2	Q3	Q4	Q1	Q2	Q3	Q4
	< Time Begins in 1992Q1																			Time Ends in 2001Q4 >
Pat's Work in Wyoming's Labor Force																				
Transaction Type in Labor Force	BF		E	C	C	C	C	C	C	C	C	C	C	X		E	C	C	C	XL
Aggregate Labor Force Transactions by Category — Determinate Transactions: Entry First (EF)																				
Both First (BF)	1																			
Both First and Last (BFL)																				
Both Last (BL)																				
Exit Last (XL)																				1
Both (B)																				
Attached Transactions: Continuous (C)				1	1	1	1	1	1	1	1	1	1				1	1	1	
Entry (E)			1													1				
Exit (X)														1						
Total	1	0	1	1	1	1	1	1	1	1	1	1	1	1	0	1	1	1	1	1

and one Exit in that quarter or two total transactions. In this section, we are not concerned with the internal (within Wyoming) turnover from employer to employer. What we are concerned with is whether or not an RN is attached to or available to work in Wyoming's labor market.

The easiest way to describe the difference between Person to Employer Level Transactions (all transactions with all employers) and Person to Market Level Transactions (any transaction with any employer) is to examine Tables 5.3a and 5.3b). We introduce Hypothetical Pat for the first

Table 5.4: Person to Labor Force Transactions in Wyoming for Registered Nurses (RNs) by Expanded Transaction Types, 1992 to 2001

		Determinate Labor Force Transactions					Attached Labor Force Transactions				
		First Entries		First Entry and Permanent Exit	Permanent Exits		Attached RNs				RNs Working
Year	Quarter	EF	BF	BFL	BL	XL	B	C	E	X	Total
1992	2	29	2	0	0	7	7	1,707	39	33	1,824
	3	217	7	21	0	9	4	1,734	47	32	2,071
	4	58	2	3	1	14	12	1,944	43	40	2,117
1993	1	60	4	2	2	17	3	1,995	33	33	2,149
	2	50	0	4	0	20	7	2,026	33	42	2,182
	3	225	3	7	1	27	4	2,043	39	39	2,388
	4	74	1	6	2	20	4	2,241	46	46	2,440
1994	1	64	2	2	2	22	5	2,305	33	34	2,469
	2	32	2	1	0	28	11	2,327	40	47	2,488
	3	249	7	11	1	16	5	2,346	49	37	2,721
	4	80	5	3	1	38	6	2,563	45	43	2,784
1995	1	53	2	1	3	30	3	2,618	37	40	2,787
	2	111	6	1	3	45	12	2,603	47	60	2,888
	3	158	3	10	2	53	4	2,657	48	51	2,986
	4	52	4	8	4	46	7	2,740	56	77	2,994
1996	1	54	3	3	1	40	4	2,751	56	57	2,969
	2	76	4	1	1	57	8	2,709	66	95	3,017
	3	118	8	10	2	41	5	2,743	73	67	3,067
	4	53	3	4	4	41	10	2,816	83	77	3,091
1997	1	54	4	2	1	29	5	2,865	75	58	3,093
	2	70	2	6	2	45	12	2,892	84	57	3,170
	3	126	2	3	3	66	4	2,914	89	66	3,273
	4	54	1	5	4	29	11	3,032	67	68	3,271
1998	1	66	0	2	3	45	1	3,012	58	96	3,283
	2	71	2	3	18	66	15	2,931	71	139	3,316
	3	149	6	6	3	60	9	2,930	90	83	3,336
	4	68	3	5	6	54	15	3,016	127	99	3,393
1999	1	37	2	2	7	44	11	3,086	82	81	3,352
	2	58	0	5	15	69	11	3,019	115	117	3,409
	3	141	6	9	7	69	15	3,053	97	70	3,467
	4	59	5	5	10	63	8	3,152	129	76	3,507
2000	1	57	1	4	11	50	11	3,195	100	95	3,524
	2	46	1	4	3	80	10	3,195	92	77	3,508
	3	147	4	9	6	83	7	3,193	119	57	3,625
	4	52	4	4	8	69	7	3,259	95	131	3,629
2001	1	62	0	0	7	59	7	3,279	69	68	3,551

time in this paper. Pat will be used to demonstrate concepts in other publications in the future. For demonstration purposes, in Tables 5.3a and 5.3b Pat is the only RN working in Wyoming. Pat became a licensed RN in Wyoming during the first quarter of 1995 (1995Q1) and the last time Pat appeared in Wyoming Wage Records was 1999Q4.

Table 5.3a (see page 68) shows Pat's Person to Employer Level Transactions with Pat's three employers during Pat's

duration of employment in Wyoming's labor market. In any given quarter Pat can have more than one transaction if Pat has more than one employer. This is another representation of the analysis found in Tables 5.1 and 5.2 (see pages 62 and 65).

Table 5.3b shows Pat's Person to Market Level Transactions in Wyoming. Note that Pat's activity is measured relative to the market as a whole rather than on the number of employers Pat had transactions during any given quarter. For example, Table 5.3a Pat had two employers in 1997Q1 and 1997Q2. Table 5.3b shows that Pat was working in Wyoming during 1997Q2. The transition from Employer Level to Market Level is necessary this analysis concerns only the number of RNs working in Wyoming, the number of RNs coming into Wyoming's labor market, and the number leaving.

Some of the data presented in Table 5.4 (see page 69) are similar to data in Table 5.1 (see page 62), for example the transaction types Entry (E), Exit (X), Both (B), and Continuous (C). However, whereas an Entry in Table 5.1 can represent an individual who was working for another employer in the previous quarter, an Entry in Table 5.4 represents an RN who did not work (in Wyoming) in the previous quarter. Further, an Exit in Table 5.4 represents an RN who did not work in Wyoming in the subsequent quarter. For purposes of definition, the transaction types discussed in this paragraph (E, X, B, C) are defined in Table 5.4 as attached transactions because we know that although the individuals may leave work for a number of quarters, they also return to Wyoming's labor force.

There are two extended data elements in Table 5.4 that build on prior definitions, First and Last. Entry First (EF) represents RNs who have just been licensed in Wyoming and are making their first entry to Wyoming's Market as employed Licensed RNs. Conversely, Exit Last (XL) are RNs who have been working in Wyoming who subsequently never again (between 1992Q1 and 2001Q1) appear in Wyoming's labor force. Following the same logic, Both First and Last (BFL) are RNs who become licensed in Wyoming but never appear in Wyoming after that initial quarter. The transaction types discussed in this paragraph (EF, BF, BFL, BL, XL) are referred to as determinate transactions because these types are the only ones that determine the change in the number of available RNs in Wyoming at a point in time.

The data in Table 5.4 (see page 69) were projected 20 quarters (5 years) beyond 2001Q1. The data were then assigned to two of the Second Order Transaction Classes discussed earlier (Carry Overs, Additions, and Losses), while maintaining the components of whether the activity was Attached or Determinate. The bullets below list our previous definitions from Table 5.2 (see page 64) and the definitions required to create Table 5.5 (see page 71).

- Previous Definitions in Table 5.2
  - Losses = -1 * (B + X) from Q-1
  - Addition = (B + E) from Q0

- Definitions to Maintain Attached and Determinate Categories in Table 5.5
  - Attached Losses = -1 * (BF + B + X) from Q-1

Text continued on page 71

Table 5.5: Second Order Person to Labor Force Transaction Components of Registered Nurses (RNs) in Wyoming, Base and Projected Quarters, 1992 to 2006

			Losses			Additions			Projection 1	Flow		Projection 2
	Year	Quarter	Attached Loss	Determinate Loss	Total Loss	Attached Addition	Determinate Addition	Total Additions	Total RNs Working	Attached	Deteminate	Total RNs Working Based on Flow Data
Base History	1992	2							1,824			1,824
		3	-42	-7	-49	51	245	296	2,071	9	238	2,071
		4	-43	-30	-73	56	63	119	2,117	13	33	2,117
	1993	1	-54	-18	-72	38	66	104	2,149	-16	48	2,149
		2	-40	-21	-61	40	54	94	2,182	0	33	2,182
		3	-49	-24	-73	44	235	279	2,388	-5	211	2,388
		4	-46	-35	-81	52	81	133	2,440	6	46	2,440
	1994	1	-51	-28	-79	40	68	108	2,469	-11	40	2,469
		2	-41	-26	-67	51	35	86	2,488	10	9	2,488
		3	-60	-29	-89	55	267	322	2,721	-5	238	2,721
		4	-49	-28	-77	52	88	140	2,784	3	60	2,784
	1995	1	-54	-42	-96	43	56	99	2,787	-11	14	2,787
		2	-45	-34	-79	62	118	180	2,888	17	84	2,888
		3	-78	-49	-127	54	171	225	2,986	-24	122	2,986
		4	-58	-65	-123	67	64	131	2,994	9	-1	2,994
	1996	1	-88	-58	-146	61	60	121	2,969	-27	2	2,969
		2	-64	-44	-108	75	81	156	3,017	11	37	3,017
		3	-107	-59	-166	80	136	216	3,067	-27	77	3,067
		4	-80	-53	-133	97	60	157	3,091	17	7	3,091
	1997	1	-90	-49	-139	81	60	141	3,093	-9	11	3,093
		2	-67	-32	-99	98	78	176	3,170	31	46	3,170
		3	-71	-53	-124	96	131	227	3,273	25	78	3,273
		4	-72	-72	-144	82	60	142	3,271	10	-12	3,271
	1998	1	-80	-38	-118	62	68	130	3,283	-18	30	3,283
		2	-97	-50	-147	104	76	180	3,316	7	26	3,316
		3	-156	-87	-243	102	161	263	3,336	-54	74	3,336
		4	-98	-69	-167	148	76	224	3,393	50	7	3,393
	1999	1	-117	-65	-182	100	41	141	3,352	-17	-24	3,352
		2	-94	-53	-147	141	63	204	3,409	47	10	3,409
		3	-128	-89	-217	119	156	275	3,467	-9	67	3,467
		4	-91	-85	-176	147	69	216	3,507	56	-16	3,507
	2000	1	-89	-78	-167	122	62	184	3,524	33	-16	3,524
		2	-107	-65	-172	105	51	156	3,508	-2	-14	3,508
		3	-88	-87	-175	132	160	292	3,625	44	73	3,625
		4	-68	-98	-166	110	60	170	3,629	42	-38	3,629
Projected	2001	1	-142	-81	-223	83	62	145	3,551	-59	-19	3,551
		2	-75	-66	-141	111	58	168	3,586	36	-8	3,579
		3	-121	-96	-217	112	165	276	3,667	-9	69	3,639
		4	-98	-100	-197	121	56	176	3,675	23	-44	3,618
	2002	1	-117	-92	-209	103	44	147	3,644	-14	-48	3,556
		2	-103	-85	-189	118	56	174	3,657	15	-30	3,541
		3	-127	-104	-231	119	163	282	3,738	-8	58	3,591
		4	-104	-108	-211	128	53	182	3,747	25	-55	3,561
	2003	1	-123	-100	-223	110	42	152	3,715	-13	-58	3,490
		2	-109	-93	-203	126	53	179	3,729	16	-40	3,466
		3	-133	-112	-245	126	160	287	3,810	-6	48	3,508
		4	-110	-116	-226	136	51	187	3,818	26	-65	3,469
	2004	1	-129	-108	-237	118	40	157	3,787	-11	-69	3,389
		2	-115	-101	-217	133	51	184	3,800	18	-50	3,357
		3	-139	-120	-259	134	158	292	3,881	-5	38	3,390
		4	-116	-124	-240	143	49	192	3,889	28	-75	3,343
	2005	1	-135	-116	-251	125	37	162	3,858	-10	-79	3,254
		2	-121	-109	-231	140	49	189	3,871	19	-61	3,212
		3	-145	-128	-273	141	156	297	3,952	-4	28	3,236
		4	-122	-132	-254	151	47	197	3,961	29	-85	3,180
	2006	1	-141	-124	-265	132	35	167	3,929	-9	-89	3,082

- Determinate Losses = -1 * (BFL + BL + XL) from Q-1
- Attached Addition = (B + E + BL) from Q0
- Determinate Addition = (EF + BF + BFL) from Q0

Attached Losses

BF, B, and X from the quarter prior (Q-1) represent individuals who were working in the prior quarter, not working in the current quarter, but return to the labor force at a later time.

Determinate Losses

BFL, BL, and XL from the quarter prior (Q-1) represent individuals who were working in the prior quarter, not working in the current quarter, and never return to the labor force.

Attached Additions

B, E, and BL from the current quarter (Q0) represent individuals who were not working in the prior quarter, working in the current quarter and had been in Wyoming's labor force as an RN at some point in the past.

Determinate Additions

EF, BF, and BFL from the current quarter (Q0) represent individuals who began working in the current quarter who had never been in the labor force as an RN in the past.

Lastly, two new columns Attached Flow and Determinate Flow are presented. Attached Flow is the result of Attached Additions and Attached Losses while Determinate Flow is the

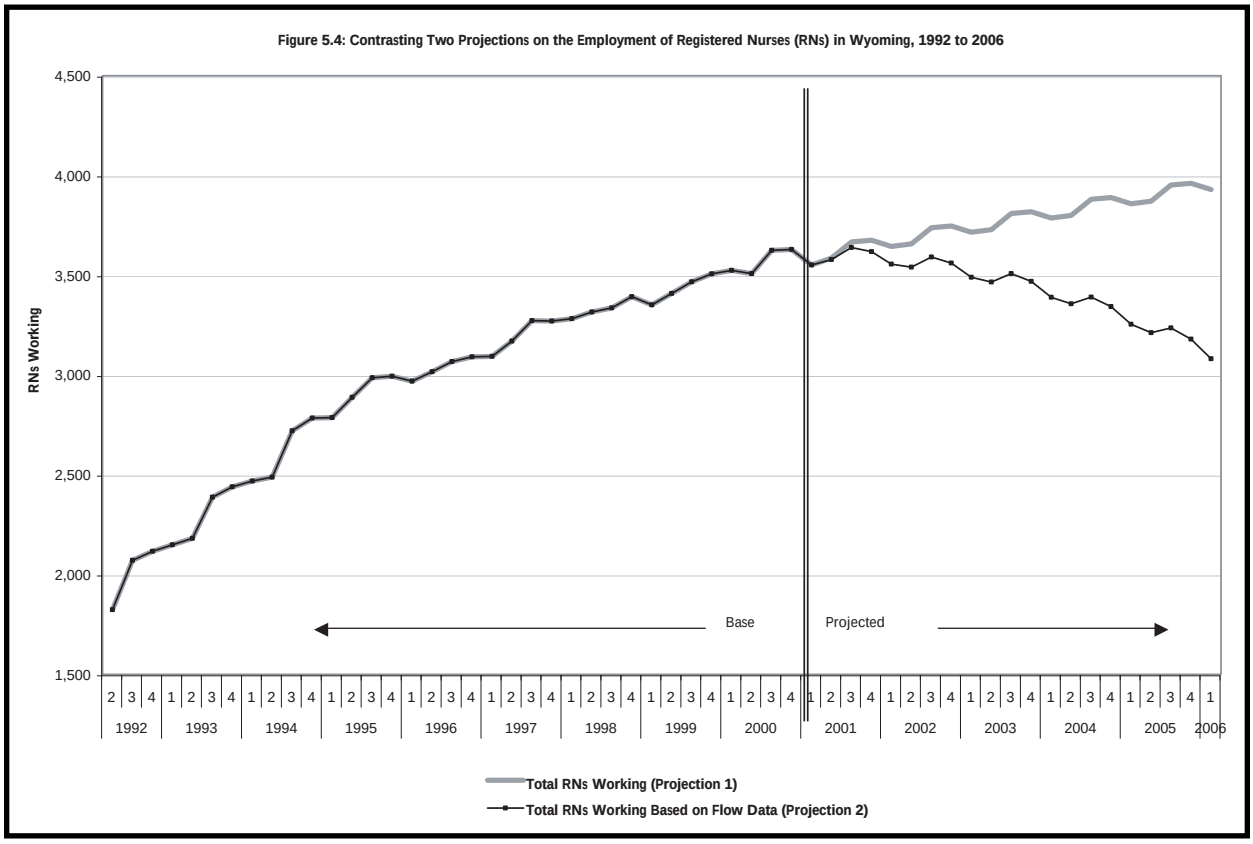

result of Determinate Additions and Determinate Losses (1992Q3 = -42 + 51 = 9).

Projection 1 and Projection 2

The base periods for the projections are the quarters from 1992Q1 to 2001Q1. All data beyond 2001Q1 are the result of statistical projection techniques using the base period data from Table 5.4 (see page 69). Of the data presented in Table 5.5 (see page 71), we focus on total RNs working (Projection 1) and total RNs working based on flow data (Projection 2).

Projection 1 (total RNs working) is a typical projection based on historic data and represents the projected demand of RNs due to employment growth. Projection 1 simply looks at the number, or level, of RNs in the past and determines the future number of RNs based on this trend. A review of data presented in the Projection 1 column of Table 5.5 tells the tale we expect. There was fast growth at the beginning of the decade with the number of RNs working in the state increasing from approximately 2,000 in 1992 to 3,000 in 1995 (a period of four years). This growth slowed toward the end of our base period with the number of RNs increasing from nearly 3,000 in 1995 to 3,500 in 2000 (a period of six years). Even with deceleration in growth in the number of RNs added to our state, the trend continues to increase the number of RNs working and our projected data follows suit. Lastly, Projection 1 makes the assumption that the supply of RNs was meeting the demand for RNs during the base period (1992Q2 to 2000Q4).

Projection 2 is the total number of RNs working in Wyoming based on flow data. Recall that our original intention in identifying the Second Order Transaction Groups (Carry Overs, Additions, and Losses) was to enable us to apply the transaction types to actual changes in the number of transactions and in this case the number of RNs working. The formula for this calculation follows:

- Formula 1 for Projection 2
  - Total RNs in Q0 = Total RNs in Q-1 + Total Additions in Q0 + Total Losses in Q0

The last two statements in Formula 1 (Total Additions in Q0 + Total Losses in Q0) represent the flow of RNs. Further, to determine the components impacting the future demand for RNs in Wyoming, we have broken flow into attached and determinate flow. Therefore, Formula 1 was transformed and restated as Formula 2.

- Formula 2 for Projection 2
  - Total RNs in Q0 = Total RNs in Q-1 + Attached Flow in Q0 + Determinate Flow in Q0

Testing the formula against the base data from 1992Q4 and 1993Q1, we find that 2,149 (Total RNs 1993Q1) is equal to 2,117 (Total RNs 1992Q4) minus 16 (Attached Flow 1993Q1) plus 48 (Determinate Flow 1993Q1). From this we can ascertain that the increase in the number of RNs working in Wyoming from 1992Q4 to 1993Q1 was a function of more first time entries (determinate additions), than permanent exits (determinate losses). Following this logic and using our starting period of 1992Q2, we use the

flow data to determine the next quarters' Total RNs for the remaining periods through 2006Q1 (see the examples below).

- Method Used to Fill Projection 2 (Total RNs Working Based on Flow Data)

- Total RNs 1993Q2 = (2,149 + 0 + 33) = 2,182
- Total RNs 1993Q3 = (2,182 - 5 + 211) = 2,388
- Total RNs 1993Q4 = (2,388 + 6 + 46) = 2,440
- Total RNs 2001Q1 = (3,629 - 59 - 19) = 3,551
- Total RNs 2001Q2 = (3,551 + 36 - 8) = 3,579
- Total RNs 2001Q3 = (3,579 - 9 + 69) = 3,639

What We Learn from Figures 5.4 and 5.5

Figure 5.4 (see page 72) shows the contrast between the two projection methods. By definition, the two methods of calculating the number of RNs working in Wyoming are a one-to-one match during the base period. Beginning in 2001, our two projection techniques diverge with Projection 1 continuing to grow, and Projection 2 showing a decline in the number of RNs working in Wyoming. Figure 5.5 (see page 75), which shows the attached flow and the determinate flow, demonstrates that attached flow has no impact on the RNs available in the long run because those who leave eventually return. However, the determinate flow illustrates the rapid growth at the beginning of our base period and the subsequent deceleration in the number of RNs during the end of our base period. Further, the determinate flow suggests that the state will soon experience an outflow in the number of RNs available.

Why We Need Both Projections to Anticipate a Future Registered Nurse Shortage

Figure 5.6 (see page 75) isolates the projected data from 2001Q1 to 2006Q1 and includes both of the projected time series. The change in total RNs (Projection 1) from 2001Q1 to 2006Q1 represents the projected demand for additional RNs due to employment growth. Total RNs based on flow data (Projection 2) shows the increasing shortages that will be created by a decline in the number of licensed RNs (determinate additions) and the increasing number of RNs permanently leaving the state (determinate losses). The difference between these two projected time series is the anticipated RN shortage.

Using the data provided in Table 5.5 (see page 71) and contrasting the four quarter average for total RNs in 2001 against the four quarter average of 2005, we can expect the number of RNs needed in Wyoming to grow by 291 (assuming that the supply of RNs was meeting the demand for RNs during the base period). Focusing on total RNs based on flow data, we can expect the number of available RNs to decline by 377 during the same time period. The sum of these two numbers predicts that Wyoming will be 668 RNs short by 2005.

Conclusions

Industrial projections are often a slippery slope as many economic

Text continued on page 76

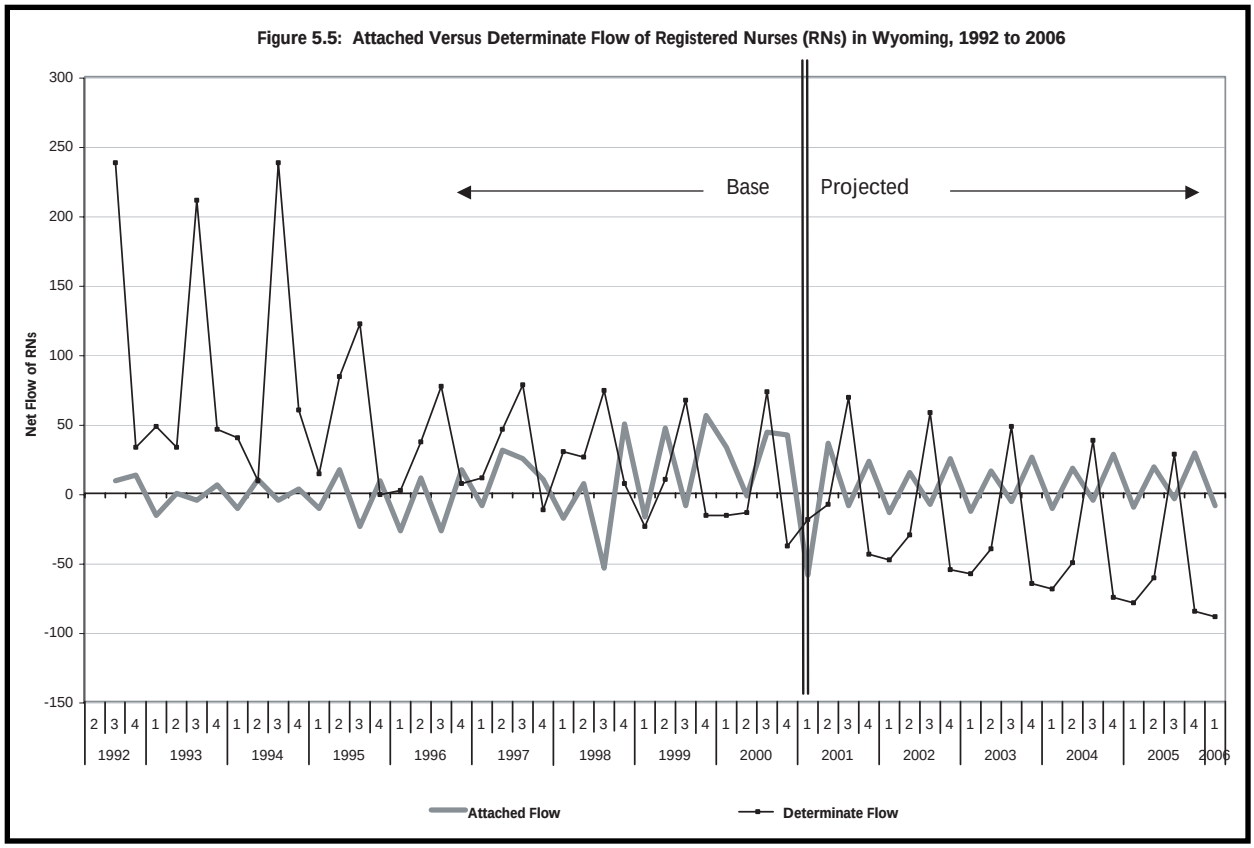
Figure 5.5: Attached Versus Determinate Flow of Registered Nurses (RNs) in Wyoming, 1992 to 2006
Net Flow of RNs
300
250
200
150
100
50
0
-50
-100
-150
Base
Projected
1992
1993
1994
1995
1996
1997
1998
1999
2000
2001
2002
2003
2004
2005
2006
Attached Flow
Determinate Flow

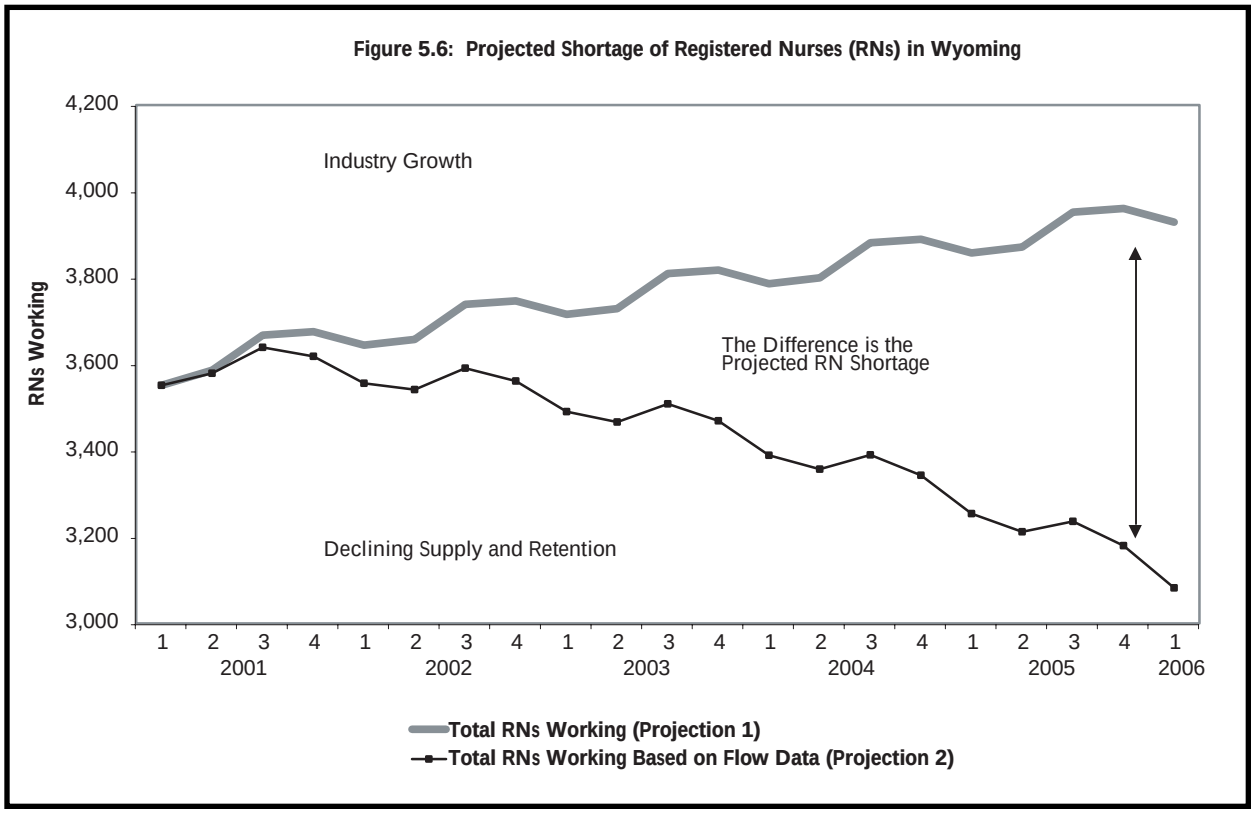
Figure 5.6: Projected Shortage of Registered Nurses (RNs) in Wyoming
RNs Working
4,200
4,000
3,800
3,600
3,400
3,200
3,000
Industry Growth
The Difference is the
Projected RN Shortage
Declining Supply and Retention
2001
2002
2003
2004
2005
2006
Total RNs Working (Projection 1)
Total RNs Working Based on Flow Data (Projection 2)

factors impact the level of employment. For example, R&P's 1998 to 2008 projections for the oil & gas industry (SIC 13) anticipated declining employment over the decade. In reality, due to the recent coal bed methane development, employment doubled from 1999 to 2001. There are numerous external activities which may reverse the anticipated shortage of RNs available in Wyoming. In recent years, Congress passed the Nurse Reinvestment Act (2002) and state legislators created the Wyoming Investment in Nursing Program (2003). These programs offer incentives to prospective nursing students such as paid educational expenses in return for working in critical need areas.

While this analysis focused on RNs, similar methodology could be applied to a diverse set of research questions. One question currently of interest is the effect of the aging Wyoming population on industries that rely heavily on younger workers. As R&P currently captures demographic data, we could isolate the components of the past and projected trends in the utilization of younger workers.

Another question of interest, related to recent growth in the oil & gas industry, is whether the rapid growth in employment is a result of stable employment opportunities or temporary labor. By isolating two derivative components of flow, as we did with RNs in this study, it is possible to weigh the factors responsible.

Notes

[1]The health services industry is defined as firms in Standard Industrial Classification (SIC) 80. It includes offices and clinics of health practitioners, nursing care facilities, hospitals, medical/dental laboratories, and home health care services.

[2]The hotels & other lodging places industry is defined as firms in Standard Industrial Classification (SIC) 70. It includes hotels, motels, rooming and boarding houses, campgrounds, and RV parks.

[3]Wage Records is an administrative database. Each employer in the state that has employees covered under Unemployment Insurance, by law, must submit quarterly tax reports to the state showing each employee's Social Security Number and wages earned. Research & Planning use these data for statistical analysis.

[4]Entry is expanded to include two distinct entry behaviors in the referenced documentation. Entry Newhire identifies an individual who did not work for the employer in the four prior quarters. Entry Rehire is an individual who had worked for the employer at some point in the prior four quarters. For the purposes of this chapter, the distinction is not needed.

[5]Both is expanded to include two distinct behaviors in the referenced documentation. Both Newhire identifies an individual who did not work for the employer in the four prior quarters. Both Rehire is an individual who had worked for the employer at some point in the prior four quarters. For the purposes of this chapter, the distinction is not needed.

References

Bureau of Labor Statistics. (2002, July

30). What is JOLTS? Retrieved January 30, 2004, from http://www.bls.gov/jlt/jltwhat.htm

Glover, Tony. (2002, September). Nursing in Wyoming, Part One: Supply and Retention. *Wyoming labor force trends.* Retrieved January 30, 2004, from http://doe.state.wy.us/lmi/0902/a2.htm

Glover, Tony. [2002, October). Nursing in Wyoming, Part Two: Turnover. *Wyoming labor force trends.* Retrieved January 30, 2004, from http://doe.state.wy.us/lmi/1002/a1.htm

Nurse Reinvestment Act, 42 U.S.C. § 296 *et seq.* (2002).

Wyoming Investment in Nursing Program, W.S. § 9-2-123 (2003). Retrieved February 19, 2004 from http://legisweb.state.wy.us/statutes/titles/title09/chapter02.htm

Editor's Note: The Appendixes are available on Research & Planning's website at <http://doe.state.wy.us/lmi/outlTOC.htm>.

Appendix A presents long-term statewide and regional occupational projections (2000 to 2010).

Appendix B includes methodological notes regarding the method by which the projections were produced.

Table A.1: Long-Term Projected Occupational Growth in Wyoming by Highest Net Growth, 2000 and 2010

Rank	SOC[a] Code and Occupation Title		Typical Education Requirements[b]	Employment 2000	Projected 2010	Change Number	Change Percent	2001 Average Wage Hourly	Annual	% of Poverty[c]
1	41-2031	Retail Salespersons	Short-Term On-the-Job Training	7,110	8,230	1,120	15.8%	$8.72	$18,130	99%
2	43-3031	Bookkeeping, Accounting, & Auditing Clerks	Moderate-Term On-the-Job Training	3,951	4,733	782	19.8%	$10.68	$22,220	121%
3	11-1021	General & Operations Managers	Bachelor's Degree Plus Exp.	4,575	5,337	762	16.7%	$28.18	$58,620	319%
4	37-2011	Janitors & Cleaners, Except Maids & Housekeeping Cleaners	Short-Term On-the-Job Training	4,095	4,819	724	17.7%	$8.96	$18,640	101%
5	29-1111	Registered Nurses	Associate's Degree	3,570	4,275	705	19.7%	$19.04	$39,590	215%
6	53-3032	Truck Drivers, Heavy & Tractor-Trailer	Moderate-Term On-the-Job Training	4,431	5,117	686	15.5%	$14.69	$30,550	166%
7	41-2011	Cashiers	Short-Term On-the-Job Training	5,516	6,202	686	12.4%	$7.41	$15,410	84%
8	35-3031	Waiters & Waitresses	Short-Term On-the-Job Training	4,325	4,971	646	14.9%	$7.57	$15,750	86%
9	37-2012	Maids & Housekeeping Cleaners	Short-Term On-the-Job Training	3,340	3,917	577	17.3%	$7.36	$15,310	83%
10	35-3021	Combined Food Prep. & Serving Workers, Incl. Fast Food	Short-Term On-the-Job Training	5,847	6,398	551	9.4%	$6.43	$13,380	73%
11	43-6014	Secretaries, Except Legal, Medical, & Executive	Moderate-Term On-the-Job Training	4,210	4,746	536	12.7%	$9.99	$20,790	113%
12	39-9011	Child Care Workers	Short-Term On-the-Job Training	1,343	1,857	514	38.3%	$7.28	$15,140	82%
13	41-9041	Telemarketers	Short-Term On-the-Job Training	1,154	1,660	506	43.8%	$7.65	$15,900	86%
14	31-1012	Nursing Aides, Orderlies, & Attend.	Short-Term On-the-Job Training	2,353	2,799	446	19.0%	$8.63	$17,940	98%
15	43-6011	Executive Secretaries & Administrative Assistants	Moderate-Term On-the-Job Training	2,483	2,927	444	17.9%	$13.27	$27,590	150%
16	21-1093	Social & Human Service Assistants	Moderate-Term On-the-Job Training	991	1,409	418	42.2%	$9.16	$19,060	104%
17	41-1011	First-Line Sprvsrs./Mgrs. of Retail Sales Workers	Exp. in a Related Occupation	2,414	2,819	405	16.8%	$13.53	$28,140	153%
18	43-5081	Stock Clerks & Order Fillers	Short-Term On-the-Job Training	2,115	2,494	379	17.9%	$10.13	$21,080	115%
19	25-9041	Teacher Assistants	Short-Term On-the-Job Training	2,766	3,138	372	13.4%	NA	$16,340	89%
20	43-9061	Office Clerks, General	Short-Term On-the-Job Training	2,691	3,059	368	13.7%	$8.95	$18,620	101%
21	37-3011	Landscaping & Groundskeeping Workers	Short-Term On-the-Job Training	1,203	1,559	356	29.6%	$9.63	$20,020	109%
22	47-2031	Carpenters	Long-Term On-the-Job Training	1,943	2,263	320	16.5%	$17.26	$35,900	195%
23	49-9042	Maintenance & Repair Workers, General	Long-Term On-the-Job Training	2,621	2,935	314	12.0%	$13.88	$28,860	157%
24	49-3023	Automotive Service Technicians & Mechanics	Postsecondary Vocational Training	1,491	1,793	302	20.3%	$12.61	$26,230	143%
25	43-4171	Receptionists & Information Clerks	Short-Term On-the-Job Training	1,259	1,546	287	22.8%	$8.54	$17,770	97%
26	53-7062	Laborers & Freight, Stock, & Material Movers, Hand	Short-Term On-the-Job Training	1,844	2,115	271	14.7%	$9.16	$19,060	104%
27	13-2011	Accountants & Auditors	Bachelor's Degree	1,125	1,382	257	22.8%	$21.12	$43,940	239%
28	25-2021	Elementary School Teachers, Except Special Ed.	Bachelor's Degree	2,516	2,770	254	10.1%	NA	$36,270	197%
29	53-3033	Truck Drivers, Light or Delivery Services	Short-Term On-the-Job Training	1,227	1,474	247	20.1%	$11.83	$24,610	134%
30	33-9032	Security Guards	Short-Term On-the-Job Training	842	1,088	246	29.2%	$9.36	$19,460	106%
31	43-1011	First-Line Sprvsrs./Mgrs. of Office & Admin. Support Workers	Exp. in a Related Occupation	1,588	1,829	241	15.2%	$16.13	$33,560	182%
32	35-2014	Cooks, Restaurant	Long-Term On-the-Job Training	1,540	1,768	228	14.8%	$8.60	$17,890	97%
33	31-1011	Home Health Aides	Short-Term On-the-Job Training	539	762	223	41.4%	$8.06	$16,760	91%
34	35-2011	Cooks, Fast Food	Short-Term On-the-Job Training	ND	ND	ND	ND	$5.98	$12,450	68%
35	47-2061	Construction Laborers	Moderate-Term On-the-Job Training	2,377	2,591	214	9.0%	$10.87	$22,600	123%
36	41-4012	Sales Reps., Whlsle. & Manuf., Except Tech. & Scientif. Prod.	Moderate-Term On-the-Job Training	1,450	1,663	213	14.7%	$17.20	$35,780	194%
37	47-2073	Operating Engineers & Other Constr. Equip. Operators	Moderate-Term On-the-Job Training	1,822	2,029	207	11.4%	$15.32	$31,860	173%

Table A.1: Long-Term Projected Occupational Growth in Wyoming by Highest Net Growth, 2000 and 2010

Rank	SOC[a] Code and Occupation Title		Typical Education Requirements[b]	Employment 2000	Projected 2010	Change Number	Change Percent	2001 Average Wage Hourly	Annual	% of Poverty[c]
38	35-2012	Cooks, Institution & Cafeteria	Long-Term On-the-Job Training	1,199	1,406	207	17.3%	$8.17	$17,000	92%
39	25-2011	Preschool Teachers, Except Special Ed.	Bachelor's Degree	366	564	198	54.1%	$8.51	$17,700	96%
40	47-2111	Electricians	Long-Term On-the-Job Training	1,498	1,695	197	13.2%	$18.63	$38,750	211%
41	51-4121	Welders, Cutters, Solderers, & Brazers	Postsecondary Vocational Training	1,101	1,296	195	17.7%	$14.58	$30,330	165%
42	35-1012	First-Line Sprvsrs./Mgrs. of Food Prep. & Serv. Workers	Exp. in a Related Occupation	1,505	1,700	195	13.0%	$10.41	$21,650	118%
43	35-3011	Bartenders	Short-Term On-the-Job Training	1,616	1,804	188	11.6%	$7.35	$15,280	83%
44	35-9021	Dishwashers	Short-Term On-the-Job Training	1,288	1,469	181	14.1%	$6.65	$13,830	75%
45	29-2061	Licensed Practical & Licensed Vocational Nurses	Postsecondary Vocational Training	835	1,004	169	20.2%	$13.25	$27,550	150%
46	17-2051	Civil Engineers	Bachelor's Degree	439	605	166	37.8%	$23.72	$49,330	268%
47	47-1011	First-Line Sprvsrs./Mgrs. of Constr. Trades & Extract. Workers	Exp. in a Related Occupation	1,569	1,730	161	10.3%	$22.98	$47,790	260%
48	39-9021	Personal & Home Care Aides	Short-Term On-the-Job Training	ND	ND	ND	ND	ND	ND	ND
49	25-2031	Secondary School Teachers, Except Special & Voc. Ed.	Bachelor's Degree	2,024	2,184	160	7.9%	NA	$37,500	204%
50	47-5071	Roustabouts, Oil & Gas	Moderate-Term On-the-Job Training	562	716	154	27.4%	$12.39	$25,760	140%
51	47-5081	Helpers--Extraction Workers	Short-Term On-the-Job Training	860	1,010	150	17.4%	$14.55	$30,270	165%
52	41-9099	Sales & Related Workers, All Other	Moderate-Term On-the-Job Training	616	766	150	24.4%	$10.06	$20,920	114%
53	11-9199	Managers, All Other	Exp. in a Related Occupation	943	1,089	146	15.5%	$26.34	$54,790	298%
54	53-7073	Wellhead Pumpers	Moderate-Term On-the-Job Training	369	505	136	36.9%	$17.13	$35,620	194%
55	33-2011	Fire Fighters	Long-Term On-the-Job Training	765	900	135	17.6%	$14.06	$29,240	159%
56	49-3031	Bus & Truck Mechanics & Diesel Engine Specialists	Postsecondary Vocational Training	824	957	133	16.1%	$16.24	$33,790	184%
57	35-2021	Food Prep. Workers	Short-Term On-the-Job Training	974	1,104	130	13.3%	$7.38	$15,360	83%
58	33-3051	Police & Sheriff's Patrol Officers	Long-Term On-the-Job Training	1,013	1,143	130	12.8%	$15.80	$32,870	179%
59	25-2022	Middle School Teachers, Except Special & Voc. Ed.	Bachelor's Degree	1,292	1,422	130	10.1%	NA	$36,360	198%
60	51-6011	Laundry & Dry Cleaning Workers	Moderate-Term On-the-Job Training	642	772	130	20.2%	$7.57	$15,730	85%
61	47-3012	Helpers--Carpenters	Short-Term On-the-Job Training	663	792	129	19.5%	$11.52	$23,960	130%
62	53-3031	Driver/Sales Workers	Short-Term On-the-Job Training	1,041	1,168	127	12.2%	$10.47	$21,770	118%
63	53-7199	Material Moving Workers, All Other	Moderate-Term On-the-Job Training	826	951	125	15.1%	$19.97	$41,540	226%
64	43-4051	Customer Service Representatives	Moderate-Term On-the-Job Training	949	1,073	124	13.1%	$10.52	$21,880	119%
65	41-2021	Counter & Rental Clerks	Short-Term On-the-Job Training	629	752	123	19.6%	$8.10	$16,840	92%
66	49-3042	Mobile Heavy Equip. Mechanics, Except Engines	Postsecondary Vocational Training	835	957	122	14.6%	$19.69	$40,950	223%
67	43-2011	Switchboard Operators, Incl. Answering Service	Short-Term On-the-Job Training	367	486	119	32.4%	$8.35	$17,370	94%
68	47-2152	Plumbers, Pipefitters, & Steamfitters	Long-Term On-the-Job Training	933	1,047	114	12.2%	$15.68	$32,610	177%
69	43-6013	Medical Secretaries	Postsecondary Vocational Training	555	669	114	20.5%	$10.21	$21,230	115%
70	53-3022	Bus Drivers, School	Short-Term On-the-Job Training	996	1,109	113	11.3%	$9.61	$19,990	109%
71	19-4099	Life, Physical, & Social Science Technicians, All Other	Associate's Degree	283	395	112	39.6%	$15.54	$32,320	176%
72	39-9031	Fitness Trainers & Aerobics Instructors	Postsecondary Vocational Training	607	717	110	18.1%	$10.58	$22,000	120%
73	13-1199	Business Operations Specialists, All Other	Bachelor's Degree	1,164	1,268	104	8.9%	$20.82	$43,320	235%
74	11-9111	Medical & Health Services Managers	Bachelor's Degree Plus Exp.	547	651	104	19.0%	$24.60	$51,160	278%
75	11-3011	Administrative Services Managers	Bachelor's Degree Plus Exp.	601	703	102	17.0%	$20.09	$41,790	227%
76	35-9011	Dining Room & Cafeteria Attendants & Bartender Helpers	Short-Term On-the-Job Training	698	800	102	14.6%	$6.55	$13,630	74%

Table A.1: Long-Term Projected Occupational Growth in Wyoming by Highest Net Growth, 2000 and 2010 (Continued)

Rank	SOC[a] Code and Occupation Title		Typical Education Requirements[b]	Employment 2000	Projected 2010	Change Number	Change Percent	2001 Average Wage Hourly	Annual	% of Poverty[c]
77	49-9098	Helpers--Installation, Maintenance, & Repair Workers	Short-Term On-the-Job Training	388	488	100	25.8%	$13.03	$27,100	147%
78	39-3091	Amusement & Recreation Attendants	Short-Term On-the-Job Training	557	657	100	18.0%	$7.94	$16,520	90%
79	51-8092	Gas Plant Operators	Long-Term On-the-Job Training	333	432	99	29.7%	$21.91	$45,580	248%
80	51-9198	Helpers--Production Workers	Short-Term On-the-Job Training	717	815	98	13.7%	$8.72	$18,130	99%
81	17-1022	Surveyors	Bachelor's Degree	219	315	96	43.8%	$22.97	$47,780	260%
82	11-3031	Financial Managers	Bachelor's Degree Plus Exp.	779	875	96	12.3%	$26.86	$55,870	304%
83	21-1021	Child, Family, & School Social Workers	Bachelor's Degree	263	356	93	35.4%	$12.65	$26,300	143%
84	49-1011	First-Line Sprvsrs./Mgrs. of Mechanics, Install., & Repairers	Exp. in a Related Occupation	1,086	1,179	93	8.6%	$22.92	$47,670	259%
85	11-9021	Construction Managers	Bachelor's Degree	510	603	93	18.2%	$25.90	$53,870	293%
86	31-9091	Dental Assistants	Moderate-Term On-the-Job Training	454	545	91	20.0%	$10.87	$22,610	123%
87	53-7061	Cleaners of Vehicles & Equip.	Short-Term On-the-Job Training	338	428	90	26.6%	$8.35	$17,370	94%
88	43-5071	Shipping, Receiving, & Traffic Clerks	Short-Term On-the-Job Training	589	678	89	15.1%	$10.62	$22,080	120%
89	43-3021	Billing & Posting Clerks & Machine Operators	Short-Term On-the-Job Training	651	739	88	13.5%	$10.84	$22,560	123%
90	11-9051	Food Service Managers	Exp. in a Related Occupation	518	605	87	16.8%	$14.65	$30,470	166%
91	53-7071	Gas Compressor & Gas Pumping Station Operators	Moderate-Term On-the-Job Training	247	334	87	35.2%	$21.44	$44,590	242%
92	17-3031	Surveying & Mapping Technicians	Moderate-Term On-the-Job Training	264	350	86	32.6%	$13.01	$27,070	147%
93	21-9099	All Other Counselors, Social & Religious Workers	Bachelor's Degree	565	650	85	15.0%	$16.12	$33,540	182%
94	49-3021	Automotive Body & Related Repairers	Long-Term On-the-Job Training	318	402	84	26.4%	$14.13	$29,400	160%
95	31-9099	Healthcare Support Workers, All Other	Short-Term On-the-Job Training	375	458	83	22.1%	$9.94	$20,670	112%
96	53-1031	First-Line Sprvsrs./Mgrs. of Transportation & Material-Moving Machine & Vehicle Operators	Exp. in a Related Occupation	468	552	84	17.9%	$23.29	$48,440	263%
97	35-1011	Chefs & Head Cooks	Postsecondary Vocational Training	655	738	83	12.7%	$10.98	$22,840	124%
98	31-9096	Veterinary Assistants & Laboratory Animal Caretakers	Short-Term On-the-Job Training	172	254	82	47.7%	$7.49	$15,590	85%
99	29-2041	Emrgncy. Med. Techs. & Paramedics	Postsecondary Vocational Training	398	478	80	20.1%	$8.81	$18,320	100%
100	51-2041	Structural Metal Fabricators & Fitters	Moderate-Term On-the-Job Training	119	198	79	66.4%	$12.56	$26,120	142%
101	25-3999	All Other Teachers, Primary, Secondary, & Adult	Bachelor's Degree	1,192	1,271	79	6.6%	NA	$29,260	159%
102	39-5012	Hairdressers, Hairstylists, & Cosmetologists	Postsecondary Vocational Training	445	524	79	17.8%	$7.91	$16,460	89%
103	19-4031	Chemical Technicians	Associate's Degree	201	279	78	38.8%	$12.87	$26,770	145%
104	43-4081	Hotel, Motel, & Resort Desk Clerks	Short-Term On-the-Job Training	600	677	77	12.8%	$7.66	$15,920	87%
105	41-3041	Travel Agents	Postsecondary Vocational Training	ND	ND	ND	ND	ND	ND	ND
106	11-1011	Chief Executives	Bachelor's Degree Plus Exp.	481	557	76	15.8%	$36.82	$76,590	416%
107	47-2051	Cement Masons & Concrete Finishers	Long-Term On-the-Job Training	490	565	75	15.3%	$13.55	$28,180	153%
108	43-3011	Bill & Account Collectors	Short-Term On-the-Job Training	333	408	75	22.5%	$11.09	$23,070	125%
109	51-7011	Cabinetmakers & Bench Carpenters	Long-Term On-the-Job Training	231	305	74	32.0%	$13.39	$27,860	151%
110	35-3022	Counter Attend., Cafeteria, Food Concession, & Coffee Shop	Short-Term On-the-Job Training	757	831	74	9.8%	$6.77	$14,080	77%
111	41-2022	Parts Salespersons	Moderate-Term On-the-Job Training	495	569	74	14.9%	$10.26	$21,330	116%
112	41-1012	First-Line Sprvsrs./Mgrs. of Non-Retail Sales Workers	Exp. in a Related Occupation	386	459	73	18.9%	$16.86	$35,070	191%
113	43-4181	Reservation & Transportation Ticket Agents & Travel Clerks	Short-Term On-the-Job Training	454	526	72	15.9%	$8.87	$18,440	100%
114	39-9032	Recreation Workers	Bachelor's Degree	ND	ND	ND	ND	$8.45	$17,580	96%

Table A.1: Long-Term Projected Occupational Growth in Wyoming by Highest Net Growth, 2000 and 2010 (Continued)

Rank	SOC[a] Code and Occupation Title		Typical Education Requirements[b]	Employment 2000	Projected 2010	Change Number	Change Percent	2001 Average Wage Hourly	Annual	% of Poverty[c]
115	47-5013	Service Unit Operators, Oil, Gas, & Mining	Moderate-Term On-the-Job Training	ND	ND	ND	ND	$16.86	$35,060	191%
116	53-3021	Bus Drivers, Transit & Intercity	Moderate-Term On-the-Job Training	468	539	71	15.2%	$10.62	$22,100	120%
117	35-9031	Hosts & Hostesses, Restaurant, Lounge, & Coffee Shop	Short-Term On-the-Job Training	568	639	71	12.5%	$7.06	$14,690	80%
118	21-1015	Rehabilitation Counselors	Master's Degree	184	255	71	38.6%	$12.09	$25,150	137%
119	29-1051	Pharmacists	First Professional Degree	492	562	70	14.2%	$31.57	$65,670	357%
120	43-4151	Order Clerks	Short-Term On-the-Job Training	375	444	69	18.4%	$10.33	$21,480	117%
121	25-3021	Self-Enrichment Education Teachers	Exp. in a Related Occupation	187	256	69	36.9%	$14.13	$29,390	160%
122	47-2141	Painters, Construction & Maintenance	Moderate-Term On-the-Job Training	465	533	68	14.6%	$13.45	$27,970	152%
123	29-2034	Radiologic Technologists & Technicians	Associate's Degree	284	351	67	23.6%	$17.34	$36,070	196%
124	33-3012	Correctional Officers & Jailers	Moderate-Term On-the-Job Training	560	627	67	12.0%	$13.68	$28,460	155%
125	17-3022	Civil Engineering Technicians	Associate's Degree	136	203	67	49.3%	$15.16	$31,520	171%
126	53-7032	Excavating & Loading Machine & Dragline Operators	Moderate-Term On-the-Job Training	957	1,024	67	7.0%	$20.04	$41,680	227%
127	43-4071	File Clerks	Short-Term On-the-Job Training	342	408	66	19.3%	$8.27	$17,200	93%
128	29-1123	Physical Therapists	Master's Degree	337	403	66	19.6%	$25.43	$52,900	288%
129	53-6099	Transportation Workers, All Other	Short-Term On-the-Job Training	847	911	64	7.6%	$14.54	$30,240	164%
130	43-9021	Data Entry Keyers	Moderate-Term On-the-Job Training	250	314	64	25.6%	$8.62	$17,930	97%
131	49-2011	Computer, Automated Teller, & Office Machine Repairers	Postsecondary Vocational Training	188	252	64	34.0%	$14.35	$29,850	162%
132	29-2021	Dental Hygienists	Associate's Degree	297	361	64	21.5%	$23.69	$49,270	268%
133	53-7051	Industrial Truck & Tractor Operators	Short-Term On-the-Job Training	1,067	1,129	62	5.8%	$16.56	$34,450	187%
134	37-1011	First-Line Sprvsrs./Mgrs. of Housekeeping & Janit. Workers	Exp. in a Related Occupation	396	458	62	15.7%	$12.15	$25,280	137%
135	49-3093	Tire Repairers & Changers	Short-Term On-the-Job Training	478	538	60	12.6%	$8.87	$18,440	100%
136	31-9092	Medical Assistants	Moderate-Term On-the-Job Training	295	354	59	20.0%	$9.92	$20,640	112%
137	43-4999	All Other Financial, Information, & Record Clerks	Short-Term On-the-Job Training	550	609	59	10.7%	$13.56	$28,210	153%
138	35-2015	Cooks, Short Order	Short-Term On-the-Job Training	389	448	59	15.2%	$7.69	$15,990	87%
139	37-1012	First-Line Sprvsrs./Mgrs. of Landscaping, Lawn Service, & Groundskeeping Workers	Exp. in a Related Occupation	210	269	59	28.1%	$15.96	$33,200	180%
140	39-6021	Tour Guides & Escorts	Moderate-Term On-the-Job Training	ND	ND	ND	ND	$9.82	$20,420	111%
141	25-2041	Special Ed. Teachers, Preschool, Kndrgrtn., & Elem. School	Bachelor's Degree	449	507	58	12.9%	NA	$35,800	195%
142	43-9999	All Other Secretaries, Admin. Asst., & Other Office Supp. Workers	Short-Term On-the-Job Training	403	459	56	13.9%	$10.08	$20,970	114%
143	29-2056	Veterinary Technologists & Technicians	Associate's Degree	106	162	56	52.8%	$10.46	$21,760	118%
144	47-5012	Rotary Drill Operators, Oil & Gas	Moderate-Term On-the-Job Training	427	483	56	13.1%	$18.89	$39,300	214%
145	39-2021	Nonfarm Animal Caretakers	Short-Term On-the-Job Training	138	193	55	39.9%	$8.82	$18,340	100%
146	51-1011	First-Line Sprvsrs./Mgrs. of Production & Operat. Workers	Exp. in a Related Occupation	1,023	1,076	53	5.2%	$23.13	$48,100	261%
147	49-9099	Installation, Maintenance, & Repair Workers, All Other	Short-Term On-the-Job Training	270	323	53	19.6%	$14.85	$30,900	168%
148	43-9011	Computer Operators	Moderate-Term On-the-Job Training	283	336	53	18.7%	$12.16	$25,290	137%
149	29-2071	Medical Records & Health Information Technicians	Associate's Degree	284	336	52	18.3%	$10.92	$22,710	123%
150	11-1031	Legislators	Bachelor's Degree Plus Exp.	262	313	51	19.5%	$7.64	$15,900	86%
151	37-9099	All Other Bldg. & Grounds Cleaning & Mainten. Workers	Short-Term On-the-Job Training	186	237	51	27.4%	$8.75	$18,190	99%
152	23-1011	Lawyers	First Professional Degree	663	714	51	7.7%	$27.75	$57,710	314%

Table A.1: Long-Term Projected Occupational Growth in Wyoming by Highest Net Growth, 2000 and 2010 (Continued)

Rank	SOC[a] Code and Occupation Title		Typical Education Requirements[b]	Employment 2000	Projected 2010	Change Number	Change Percent	2001 Average Wage Hourly	Annual	% of Poverty[c]
153	51-4072	Molding, Coremaking, & Casting Machine Setters, Oper., & Tenders, Metal & Plastic	Moderate-Term On-the-Job Training	ND	ND	ND	ND	ND	ND	ND
154	15-1021	Computer Programmers	Bachelor's Degree	281	331	50	17.8%	$20.01	$41,620	226%
155	31-9094	Medical Transcriptionists	Postsecondary Vocational Training	231	280	49	21.2%	$11.19	$23,270	126%
156	53-1021	First-Line Sprvsrs./Mgrs. of Helpers, Laborers, & Material Movers, Hand	Exp. in a Related Occupation	244	293	49	20.1%	$16.07	$33,420	182%
157	43-5032	Dispatchers, Except Police, Fire, & Ambulance	Moderate-Term On-the-Job Training	309	357	48	15.5%	$14.99	$31,180	169%
158	47-5011	Derrick Operators, Oil & Gas	Moderate-Term On-the-Job Training	271	319	48	17.7%	$17.14	$35,650	194%
159	41-4011	Sales Reps., Whlsle. & Manufact., Tech. & Scientific Prod.	Moderate-Term On-the-Job Training	389	437	48	12.3%	$29.87	$62,130	338%
160	17-2171	Petroleum Engineers	Bachelor's Degree	202	250	48	23.8%	$33.47	$69,630	378%
161	29-1062	Family & General Practitioners	First Professional Degree	260	307	47	18.1%	$53.90	$112,120	609%
162	47-2181	Roofers	Moderate-Term On-the-Job Training	301	348	47	15.6%	$13.68	$28,460	155%
163	49-2092	Electric Motor, Power Tool, & Related Repairers	Postsecondary Vocational Training	70	117	47	67.1%	$14.53	$30,220	164%
164	29-1131	Veterinarians	First Professional Degree	94	141	47	50.0%	$24.47	$50,900	277%
165	53-6031	Service Station Attendants	Short-Term On-the-Job Training	262	308	46	17.6%	$7.47	$15,540	84%
166	29-1122	Occupational Therapists	Bachelor's Degree	191	237	46	24.1%	$22.77	$47,360	257%
167	51-9199	Production Workers, All Other	Moderate-Term On-the-Job Training	659	705	46	7.0%	$13.29	$27,650	150%
168	19-3091	Anthropologists & Archeologists	Master's Degree	111	156	45	40.5%	$17.13	$35,630	194%
169	53-3041	Taxi Drivers & Chauffeurs	Short-Term On-the-Job Training	181	226	45	24.9%	$7.30	$15,190	83%
170	43-4111	Interviewers, Except Eligibility & Loan	Short-Term On-the-Job Training	178	223	45	25.3%	$9.79	$20,360	111%
171	41-3031	Securities, Commodities, & Financial Services Sales Agents	Bachelor's Degree	178	222	44	24.7%	$35.56	$73,970	402%
172	51-2021	Coil Winders, Tapers, & Finishers	Short-Term On-the-Job Training	ND	ND	ND	ND	ND	ND	ND
173	11-9151	Social & Community Service Managers	Bachelor's Degree	238	282	44	18.5%	$18.80	$39,100	213%
174	31-1013	Psychiatric Aides	Short-Term On-the-Job Training	ND	ND	ND	ND	$6.89	$14,330	78%
175	29-1127	Speech-Language Pathologists	Master's Degree	230	274	44	19.1%	$20.78	$43,230	235%
176	51-6031	Sewing Machine Operators	Moderate-Term On-the-Job Training	116	160	44	37.9%	$7.84	$16,310	89%
177	47-2211	Sheet Metal Workers	Moderate-Term On-the-Job Training	283	326	43	15.2%	$17.45	$36,290	197%
178	21-1014	Mental Health Counselors	Master's Degree	147	189	42	28.6%	$17.65	$36,720	200%
179	21-1023	Mental Health & Substance Abuse Social Workers	Master's Degree	161	203	42	26.1%	$16.17	$33,630	183%
180	29-2011	Medical & Clinical Laboratory Technologists	Bachelor's Degree	223	265	42	18.8%	$18.47	$38,420	209%
181	51-2092	Team Assemblers	Moderate-Term On-the-Job Training	245	286	41	16.7%	$10.29	$21,410	116%
182	39-1021	First-Line Sprvsrs./Mgrs. of Personal Service Workers	Exp. in a Related Occupation	185	226	41	22.2%	$12.44	$25,880	141%
183	17-3011	Architectural & Civil Drafters	Postsecondary Vocational Training	84	125	41	48.8%	$14.11	$29,340	159%
184	15-1041	Computer Support Specialists	Associate's Degree	606	646	40	6.6%	$13.98	$29,080	158%
185	47-2221	Structural Iron & Steel Workers	Long-Term On-the-Job Training	252	292	40	15.9%	$15.86	$32,990	179%
186	27-3031	Public Relations Specialists	Bachelor's Degree	186	225	39	21.0%	$20.09	$41,790	227%
187	29-2012	Medical & Clinical Laboratory Technicians	Associate's Degree	194	233	39	20.1%	$13.01	$27,070	147%
188	43-5031	Police, Fire, & Ambulance Dispatchers	Moderate-Term On-the-Job Training	268	306	38	14.2%	$11.87	$24,690	134%
189	21-1012	Educational, Vocational, & School Counselors	Master's Degree	383	420	37	9.7%	$18.25	$37,960	206%

Table A.1: Long-Term Projected Occupational Growth in Wyoming by Highest Net Growth, 2000 and 2010 (Continued)

Rank	SOC[a] Code and Occupation Title		Typical Education Requirements[b]	Employment 2000	Projected 2010	Change Number	Change Percent	2001 Average Wage Hourly	Annual	% of Poverty[c]
190	51-4031	Cutting, Punching, & Press Machine Setters, Oper., & Tenders, Metal & Plastic	Moderate-Term On-the-Job Training	114	151	37	32.5%	$10.65	$22,140	120%
191	45-2093	Farmworkers, Farm & Ranch Animals	Short-Term On-the-Job Training	188	224	36	19.1%	$8.84	$18,380	100%
192	45-9099	Farm., Fishing, & Forestry Workers, All Other	Moderate-Term On-the-Job Training	ND	ND	ND	ND	ND	ND	ND
193	13-1111	Management Analysts	Bachelor's Degree Plus Exp.	103	139	36	35.0%	$31.76	$66,070	359%
194	51-9061	Inspectors, Testers, Sorters, Samplers, & Weighers	Moderate-Term On-the-Job Training	271	307	36	13.3%	$14.90	$30,980	168%
195	19-3031	Clinical, Counseling, & School Psychologists	Bachelor's Degree	190	225	35	18.4%	$22.94	$47,720	259%
196	11-3040	Human Resources Managers	Bachelor's Degree Plus Exp.	263	298	35	13.3%	$25.86	$53,790	292%
197	43-3051	Payroll & Timekeeping Clerks	Short-Term On-the-Job Training	265	300	35	13.2%	$12.89	$26,800	146%
198	51-9122	Painters, Trans. Equip.	Moderate-Term On-the-Job Training	134	169	35	26.1%	$15.73	$32,720	178%
199	11-2022	Sales Managers	Bachelor's Degree Plus Exp.	256	291	35	13.7%	$26.50	$55,110	300%
200	11-9032	Education Administrators, Elementary & Secondary School	Bachelor's Degree Plus Exp.	402	437	35	8.7%	NA	$57,440	312%
201	47-3019	Helpers, Construction Trades, All Other	Short-Term On-the-Job Training	143	178	35	24.5%	$9.54	$19,840	108%
202	45-2092	Farmworkers & Laborers, Crop, Nursery, & Greenhouse	Short-Term On-the-Job Training	137	171	34	24.8%	$10.23	$21,290	116%
203	21-1022	Medical & Public Health Social Workers	Bachelor's Degree	111	145	34	30.6%	$15.12	$31,450	171%
204	47-2130	Insulation Workers	Moderate-Term On-the-Job Training	171	205	34	19.9%	$12.97	$26,980	147%
205	29-1069	Physicians & Surgeons, All Other	First Professional Degree	ND	ND	ND	ND	ND	ND	ND
206	11-9081	Lodging Managers	Exp. in a Related Occupation	235	269	34	14.5%	$14.25	$29,630	161%
207	29-2052	Pharmacy Technicians	Moderate-Term On-the-Job Training	271	305	34	12.5%	$11.01	$22,900	124%
208	43-4161	Human Resources Assistants, Except Payroll & Timekeeping	Short-Term On-the-Job Training	208	242	34	16.3%	$13.03	$27,110	147%
209	19-4091	Environmental Science & Protection Techs., Incl. Health	Associate's Degree	102	136	34	33.3%	$12.93	$26,890	146%
210	51-2099	Assemblers & Fabricators, All Other	Moderate-Term On-the-Job Training	138	170	32	23.2%	$8.92	$18,560	101%
211	47-4051	Highway Maintenance Workers	Moderate-Term On-the-Job Training	204	236	32	15.7%	$12.96	$26,950	146%
212	47-2071	Paving, Surfacing, & Tamping Equip. Operators	Moderate-Term On-the-Job Training	180	212	32	17.8%	$15.29	$31,800	173%
213	29-1126	Respiratory Therapists	Associate's Degree	ND	ND	ND	ND	$15.29	$31,800	173%
214	25-2032	Voc. Ed. Teachers, Secondary School	Bachelor's Degree	295	326	31	10.5%	NA	$36,230	197%
215	33-1012	First-Line Sprvsrs./Mgrs. of Police & Detectives	Exp. in a Related Occupation	210	241	31	14.8%	$21.36	$44,430	241%
216	17-2151	Mining & Geological Engineers, Incl. Mining Safety Engrs.	Bachelor's Degree	141	172	31	22.0%	$29.87	$62,120	338%
217	11-9141	Property, Real Estate, & Community Association Managers	Bachelor's Degree	242	272	30	12.4%	$13.89	$28,880	157%
218	49-9021	Heating, Air Conditioning, & Refriger. Mechanics & Installers	Long-Term On-the-Job Training	215	243	28	13.0%	$16.43	$34,180	186%
219	47-3011	Helpers--Brickmasons, Blockmasons, Stonemasons, & Tile & Marble Setters	Short-Term On-the-Job Training	153	181	28	18.3%	$10.84	$22,560	123%
220	29-9199	Health Professionals & Technicians, All Other	Associate's Degree	133	161	28	21.1%	$12.63	$26,270	143%
221	19-2042	Geoscientists, Except Hydrologists & Geographers	Bachelor's Degree	148	175	27	18.2%	$30.63	$63,700	346%
222	39-9099	Personal Care & Service Workers, All Other	Short-Term On-the-Job Training	164	191	27	16.5%	$7.89	$16,420	89%
223	25-4031	Library Technicians	Short-Term On-the-Job Training	289	316	27	9.3%	$9.60	$19,970	109%
224	51-4041	Machinists	Long-Term On-the-Job Training	246	272	26	10.6%	$15.53	$32,300	176%
225	13-1073	Training & Development Specialists	Bachelor's Degree	166	192	26	15.7%	$18.07	$37,580	204%
226	47-3015	Helpers--Pipelayers, Plumbers, Pipefitters, & Steamfitters	Short-Term On-the-Job Training	127	153	26	20.5%	$11.08	$23,050	125%

Table A.1: Long-Term Projected Occupational Growth in Wyoming by Highest Net Growth, 2000 and 2010 (Continued)

Rank	SOC[a] Code and Occupation Title		Typical Education Requirements[b]	Employment 2000	Projected 2010	Change Number	Change Percent	2001 Average Wage Hourly	Annual	% of Poverty[c]
227	43-4031	Court, Municipal, & License Clerks	Short-Term On-the-Job Training	221	247	26	11.8%	$11.22	$23,340	127%
228	51-3021	Butchers & Meat Cutters	Long-Term On-the-Job Training	285	310	25	8.8%	$12.14	$25,240	137%
229	33-1099	First-Line Sprvsrs./Mgrs., Protect. Serv. Workers, All Other	Exp. in a Related Occupation	173	198	25	14.5%	$20.91	$43,490	236%
230	13-1022	Wholesale & Retail Buyers, Except Farm Prod.	Bachelor's Degree	154	179	25	16.2%	$18.85	$39,200	213%
231	41-2012	Gaming Change Persons & Booth Cashiers	Short-Term On-the-Job Training	ND	ND	ND	ND	ND	ND	ND
232	53-7081	Refuse & Recyclable Material Collectors	Short-Term On-the-Job Training	254	277	23	9.1%	$11.66	$24,260	132%
233	37-3012	Pesticide Handlers, Sprayers, & Applicators, Vegetation	Moderate-Term On-the-Job Training	ND	ND	ND	ND	$10.25	$21,320	116%
234	47-2021	Brickmasons & Blockmasons	Long-Term On-the-Job Training	137	161	24	17.5%	$18.10	$37,650	205%
235	47-3013	Helpers--Electricians	Short-Term On-the-Job Training	ND	ND	ND	ND	$10.89	$22,650	123%
236	25-2012	Kndrgrtn. Teachers, Except Special Ed.	Bachelor's Degree	258	282	24	9.3%	NA	$34,520	188%
237	35-3041	Food Servers, Nonrestaurant	Short-Term On-the-Job Training	161	185	24	14.9%	$6.53	$13,590	74%
238	13-1071	Employment, Recruitment, & Placement Specialists	Bachelor's Degree	192	215	23	12.0%	$15.99	$33,250	181%
239	43-5021	Couriers & Messengers	Short-Term On-the-Job Training	ND	ND	ND	ND	$8.20	$17,060	93%
240	27-2022	Coaches & Scouts	Long-Term On-the-Job Training	ND	ND	ND	ND	NA	$19,860	108%
241	15-1071	Network & Computer Systems Administrators	Bachelor's Degree	149	172	23	15.4%	$20.63	$42,910	233%
242	47-4999	All Other Construction Trades & Related Workers	Moderate-Term On-the-Job Training	102	125	23	22.5%	$13.08	$27,200	148%
243	33-9099	Protect. Serv. Workers, All Other	Short-Term On-the-Job Training	314	337	23	7.3%	$13.92	$28,960	157%
244	15-1051	Computer Systems Analysts	Bachelor's Degree	195	217	22	11.3%	$21.94	$45,630	248%
245	11-9031	Education Administrators, Preschool & Child Care Center/Program	Bachelor's Degree Plus Exp.	60	82	22	36.7%	$16.27	$33,840	184%
246	43-3071	Tellers	Short-Term On-the-Job Training	831	853	22	2.6%	$8.69	$18,080	98%
247	25-2042	Special Ed. Teachers, Middle School	Bachelor's Degree	250	271	21	8.4%	NA	$36,020	196%
248	49-3011	Aircraft Mechanics & Service Technicians	Postsecondary Vocational Training	135	156	21	15.6%	$18.35	$38,170	207%
249	51-9021	Crushing, Grinding, & Polishing Machine Setters, Oper., & Tenders	Moderate-Term On-the-Job Training	239	260	21	8.8%	$20.41	$42,450	231%
250	39-9041	Residential Advisors	Moderate-Term On-the-Job Training	ND	ND	ND	ND	$8.79	$18,270	99%
251	21-1011	Substance Abuse & Behavioral Disorder Counselors	Master's Degree	65	86	21	32.3%	$14.41	$29,970	163%
252	13-2072	Loan Officers	Bachelor's Degree	477	498	21	4.4%	$20.52	$42,680	232%
253	25-9031	Instructional Coordinators	Master's Degree	203	224	21	10.3%	$22.62	$47,060	256%
254	29-1064	Obstetricians & Gynecologists	First Professional Degree	ND	ND	ND	ND	$52.26	$108,700	591%
255	11-2031	Public Relations Managers	Bachelor's Degree Plus Exp.	95	116	21	22.1%	$24.70	$51,380	279%
256	49-2099	All Other Electrical & Electr. Equip. Mechanics, Install., & Repairers	Postsecondary Vocational Training	71	92	21	29.6%	$22.09	$45,950	250%
257	29-2081	Opticians, Dispensing	Long-Term On-the-Job Training	93	114	21	22.6%	$10.43	$21,690	118%
258	17-2081	Environmental Engineers	Bachelor's Degree	84	105	21	25.0%	$29.46	$61,280	333%
259	51-8031	Water & Liquid Waste Treatment Plant & System Operators	Long-Term On-the-Job Training	213	233	20	9.4%	$16.63	$34,590	188%
260	29-1020	Dentists	First Professional Degree	111	131	20	18.0%	$52.73	$109,690	596%
261	29-1067	Surgeons	First Professional Degree	89	109	20	22.5%	$68.55	$142,590	775%
262	29-1071	Physician Assistants	Bachelor's Degree	101	121	20	19.8%	$31.15	$64,780	352%
263	31-9011	Massage Therapists	Postsecondary Vocational Training	68	88	20	29.4%	$21.53	$44,780	243%

Table A.1: Long-Term Projected Occupational Growth in Wyoming by Highest Net Growth, 2000 and 2010 (Continued)

Rank	SOC[a] Code and Occupation Title		Typical Education Requirements[b]	Employment 2000	Projected 2010	Change Number	Change Percent	2001 Average Wage Hourly	Annual	% of Poverty[c]
264	19-2021	Atmospheric & Space Scientists	Bachelor's Degree	36	56	20	55.6%	$22.59	$46,980	255%
265	25-2043	Special Ed. Teachers, Secondary School	Bachelor's Degree	221	241	20	9.0%	NA	$34,010	185%
266	13-2052	Personal Financial Advisors	Bachelor's Degree	ND	ND	ND	ND	ND	ND	ND
267	47-4061	Rail-Track Laying & Maintenance Equip. Operators	Moderate-Term On-the-Job Training	ND	ND	ND	ND	ND	ND	ND
268	47-5099	Extraction Workers, All Other	Short-Term On-the-Job Training	378	397	19	5.0%	$14.02	$29,160	158%
269	13-1051	Cost Estimators	Bachelor's Degree	311	330	19	6.1%	$22.39	$46,570	253%
270	31-2021	Physical Therapist Assistants	Associate's Degree	95	114	19	20.0%	$14.63	$30,430	165%
271	39-3011	Gaming Dealers	Postsecondary Vocational Training	ND	ND	ND	ND	ND	ND	ND
272	43-9071	Office Machine Operators, Except Computer	Short-Term On-the-Job Training	64	82	18	28.1%	$9.96	$20,710	113%
273	11-3021	Computer & Information Systems Managers	Bachelor's Degree Plus Exp.	227	245	18	7.9%	$24.34	$50,630	275%
274	43-6012	Legal Secretaries	Postsecondary Vocational Training	291	309	18	6.2%	$11.35	$23,600	128%
275	49-2021	Radio Mechanics	Postsecondary Vocational Training	43	61	18	41.9%	$11.87	$24,680	134%
276	17-2199	Engineers, All Other	Bachelor's Degree	370	388	18	4.9%	$25.70	$53,460	291%
277	33-1021	First-Line Sprvsrs./Mgrs. of Fire Fighting & Prevention Workers	Exp. in a Related Occupation	ND	ND	ND	ND	$23.81	$49,530	269%
278	51-9132	Photographic Processing Machine Operators	Short-Term On-the-Job Training	114	132	18	15.8%	$7.55	$15,710	85%
279	29-2055	Surgical Technologists	Postsecondary Vocational Training	85	103	18	21.2%	$13.04	$27,110	147%
280	43-4061	Eligibility Interviewers, Government Programs	Moderate-Term On-the-Job Training	224	241	17	7.6%	$17.55	$36,500	198%
281	23-2011	Paralegals & Legal Assistants	Associate's Degree	112	129	17	15.2%	$14.71	$30,600	166%
282	41-9011	Demonstrators & Product Promoters	Moderate-Term On-the-Job Training	63	80	17	27.0%	$9.12	$18,980	103%
283	25-4021	Librarians	Master's Degree	240	257	17	7.1%	$17.80	$37,020	201%
284	35-9099	Food Prep. & Serving Related Workers, All Other	Short-Term On-the-Job Training	131	148	17	13.0%	$8.02	$16,680	91%
285	29-1199	Health Diagnosing & Treating Practitioners, All Other	First Professional Degree	98	115	17	17.3%	$36.44	$75,790	412%
286	25-4010	Archivists, Curators, & Museum Technicians	Master's Degree	74	91	17	23.0%	$15.69	$32,630	177%
287	41-3011	Advertising Sales Agents	Moderate-Term On-the-Job Training	291	308	17	5.8%	$11.82	$24,570	134%
288	19-2041	Environmental Scientists & Specialists, Incl. Health	Bachelor's Degree	213	230	17	8.0%	$24.94	$51,870	282%
289	11-2021	Marketing Managers	Bachelor's Degree Plus Exp.	126	143	17	13.5%	$26.42	$54,950	299%
290	49-3041	Farm Equip. Mechanics	Postsecondary Vocational Training	123	140	17	13.8%	$12.92	$26,870	146%
291	47-3016	Helpers--Roofers	Short-Term On-the-Job Training	109	126	17	15.6%	$8.94	$18,590	101%
292	11-3071	Transportation, Storage, & Distribution Managers	Exp. in a Related Occupation	135	151	16	11.9%	$27.79	$57,810	314%
293	51-3011	Bakers	Long-Term On-the-Job Training	402	418	16	4.0%	$9.80	$20,390	111%
294	43-5061	Production, Planning, & Expediting Clerks	Short-Term On-the-Job Training	141	157	16	11.3%	$14.80	$30,790	167%
295	39-3031	Ushers, Lobby Attendants, & Ticket Takers	Short-Term On-the-Job Training	169	185	16	9.5%	$6.82	$14,190	77%
296	39-6011	Baggage Porters & Bellhops	Short-Term On-the-Job Training	91	107	16	17.6%	$7.62	$15,840	86%
297	29-2053	Psychiatric Technicians	Postsecondary Vocational Training	ND	ND	ND	ND	ND	ND	ND
298	51-4199	Metal Workers & Plastic Workers, All Other	Moderate-Term On-the-Job Training	54	70	16	29.6%	$8.71	$18,120	98%
299	17-2071	Electrical Engineers	Bachelor's Degree	112	128	16	14.3%	$30.42	$63,270	344%
300	11-3061	Purchasing Managers	Bachelor's Degree Plus Exp.	131	147	16	12.2%	$22.35	$46,490	253%
301	11-9121	Natural Sciences Managers	Bachelor's Degree Plus Exp.	149	165	16	10.7%	$30.47	$63,380	344%
302	49-9062	Medical Equip. Repairers	Moderate-Term On-the-Job Training	ND	ND	ND	ND	$15.75	$32,760	178%

Table A.1: Long-Term Projected Occupational Growth in Wyoming by Highest Net Growth, 2000 and 2010 (Continued)

Rank	SOC[a] Code and Occupation Title		Typical Education Requirements[b]	Employment 2000	Projected 2010	Change Number	Change Percent	2001 Average Wage Hourly	Annual	% of Poverty[c]
303	27-1023	Floral Designers	Moderate-Term On-the-Job Training	148	164	16	10.8%	$7.58	$15,760	86%
304	19-1031	Conservation Scientists	Bachelor's Degree	245	261	16	6.5%	$23.61	$49,120	267%
305	11-9041	Engineering Managers	Bachelor's Degree Plus Exp.	268	283	15	5.6%	$34.82	$72,420	394%
306	31-9093	Medical Equip. Preparers	Short-Term On-the-Job Training	61	76	15	24.6%	$10.45	$21,740	118%
307	53-7021	Crane & Tower Operators	Moderate-Term On-the-Job Training	66	81	15	22.7%	$20.20	$42,010	228%
308	19-3021	Market Research Analysts	Bachelor's Degree	35	50	15	42.9%	$19.61	$40,800	222%
309	53-3011	Ambulance Drivers & Attend., Except Emrgncy. Med. Techs.	Moderate-Term On-the-Job Training	83	98	15	18.1%	$10.27	$21,370	116%
310	51-8093	Petroleum Pump System Oper., Refinery Oper., & Gaugers	Long-Term On-the-Job Training	658	673	15	2.3%	$22.50	$46,800	254%
311	47-5031	Explosives Workers, Ordnance Handling Experts, & Blasters	Moderate-Term On-the-Job Training	ND	ND	ND	ND	ND	ND	ND
312	53-7064	Packers & Packagers, Hand	Short-Term On-the-Job Training	1,343	1,358	15	1.1%	$7.18	$14,930	81%
313	23-9099	All Other Legal & Related Workers	Bachelor's Degree	75	90	15	20.0%	$16.79	$34,910	190%
314	43-9022	Word Processors & Typists	Moderate-Term On-the-Job Training	63	77	14	22.2%	$11.40	$23,720	129%
315	43-4131	Loan Interviewers & Clerks	Short-Term On-the-Job Training	320	334	14	4.4%	$11.17	$23,230	126%
316	47-2121	Glaziers	Long-Term On-the-Job Training	67	81	14	20.9%	$11.35	$23,600	128%
317	29-1041	Optometrists	First Professional Degree	80	94	14	17.5%	$20.74	$43,150	235%
318	53-7072	Pump Operators, Except Wellhead Pumpers	Moderate-Term On-the-Job Training	165	179	14	8.5%	$20.85	$43,380	236%
319	11-3051	Industrial Production Managers	Bachelor's Degree	173	187	14	8.1%	$30.09	$62,580	340%
320	25-9199	Library, Museum, Training, & Other Ed. Workers, All Other	Bachelor's Degree	55	68	13	23.6%	$10.90	$22,680	123%
321	43-9051	Mail Clerks & Mail Machine Operators, Except Postal Serv.	Short-Term On-the-Job Training	110	123	13	11.8%	$8.55	$17,780	97%
322	51-6021	Pressers, Textile, Garment, & Related Materials	Short-Term On-the-Job Training	ND	ND	ND	ND	$6.84	$14,230	77%
323	29-1011	Chiropractors	First Professional Degree	56	69	13	23.2%	$23.57	$49,030	266%
324	51-4011	Computer-Controlled Machine Tool Operators, Metal & Plastic	Long-Term On-the-Job Training	ND	ND	ND	ND	ND	ND	ND
325	47-2081	Drywall & Ceiling Tile Installers	Moderate-Term On-the-Job Training	ND	ND	ND	ND	$13.69	$28,480	155%
326	17-3013	Mechanical Drafters	Postsecondary Vocational Training	35	48	13	37.1%	$20.52	$42,670	232%
327	25-1194	Voc. Ed. Teachers, Postsecondary	Doctoral Degree	228	241	13	5.7%	$23.10	$48,060	261%
328	47-2151	Pipelayers	Moderate-Term On-the-Job Training	105	118	13	12.4%	$14.05	$29,230	159%
329	49-9095	Manufactured Building & Mobile Home Installers	Moderate-Term On-the-Job Training	ND	ND	ND	ND	$10.85	$22,560	123%
330	51-5022	Prepress Technicians & Workers	Long-Term On-the-Job Training	90	103	13	14.4%	$9.34	$19,430	106%
331	33-9091	Crossing Guards	Short-Term On-the-Job Training	68	81	13	19.1%	$9.25	$19,240	105%
332	27-1024	Graphic Designers	Bachelor's Degree	116	129	13	11.2%	$14.01	$29,150	158%
333	11-9033	Education Administrators, Postsecondary	Bachelor's Degree Plus Exp.	188	201	13	6.9%	$32.59	$67,780	368%
334	47-3014	Helpers--Painters, Paperhangers, Plasterers, & Stucco Masons	Short-Term On-the-Job Training	ND	ND	ND	ND	$8.83	$18,360	100%
335	11-2011	Advertising & Promotions Managers	Bachelor's Degree Plus Exp.	103	115	12	11.7%	$18.33	$38,130	207%
336	19-4021	Biological Technicians	Associate's Degree	81	93	12	14.8%	$13.52	$28,120	153%
337	37-3013	Tree Trimmers & Pruners	Short-Term On-the-Job Training	ND	ND	ND	ND	$10.24	$21,300	116%
338	51-6099	Textile, Apparel, & Furnishings Workers, All Other	Moderate-Term On-the-Job Training	51	63	12	23.5%	$12.43	$25,850	140%
339	51-3022	Meat, Poultry, & Fish Cutters & Trimmers	Short-Term On-the-Job Training	97	109	12	12.4%	$8.07	$16,790	91%
340	31-2022	Physical Therapist Aides	Short-Term On-the-Job Training	56	68	12	21.4%	$8.65	$17,990	98%

Table A.1: Long-Term Projected Occupational Growth in Wyoming by Highest Net Growth, 2000 and 2010 (Continued)

Rank	SOC[a] Code and Occupation Title		Typical Education Requirements[b]	Employment 2000	Projected 2010	Change Number	Change Percent	2001 Average Wage Hourly	Annual	% of Poverty[c]
341	13-1023	Purchasing Agents, Except Wholesale, Retail, & Farm Prod.	Bachelor's Degree	226	238	12	5.3%	$18.99	$39,510	215%
342	47-4071	Septic Tank Servicers & Sewer Pipe Cleaners	Moderate-Term On-the-Job Training	ND	ND	ND	ND	$11.54	$24,010	130%
343	19-3099	Social Scientists & Related Workers, All Other	Master's Degree	52	64	12	23.1%	$33.23	$69,120	376%
344	29-9010	Occupational Health & Safety Specialists & Technicians	Bachelor's Degree	123	135	12	9.8%	$22.92	$47,680	259%
345	49-9091	Coin, Vending, & Amusement Machine Servicers & Repairers	Moderate-Term On-the-Job Training	ND	ND	ND	ND	$9.02	$18,760	102%
346	19-2031	Chemists	Bachelor's Degree	119	131	12	10.1%	$21.22	$44,140	240%
347	33-3021	Detectives & Criminal Investigators	Exp. in a Related Occupation	96	107	11	11.5%	$20.93	$43,520	237%
348	13-2081	Tax Examiners, Collectors, & Revenue Agents	Bachelor's Degree	154	165	11	7.1%	$20.31	$42,240	230%
349	39-3199	All Other Gaming Workers	Moderate-Term On-the-Job Training	62	73	11	17.7%	$8.97	$18,650	101%
350	17-1011	Architects, Except Landscape & Naval	Bachelor's Degree	19	30	11	57.9%	$20.49	$42,620	232%
351	19-1010	Agricultural & Food Scientists	Bachelor's Degree	39	50	11	28.2%	$19.24	$40,030	218%
352	29-1031	Dietitians & Nutritionists	Bachelor's Degree	60	71	11	18.3%	$19.47	$40,510	220%
353	17-2072	Electronics Engineers, Except Computer	Bachelor's Degree	40	51	11	27.5%	$24.00	$49,910	271%
354	21-1091	Health Educators	Master's Degree	51	62	11	21.6%	$14.21	$29,560	161%
355	49-9012	Control & Valve Install. & Repairers, Except Mech. Door	Moderate-Term On-the-Job Training	71	82	11	15.5%	$19.72	$41,010	223%
356	33-3031	Fish & Game Wardens	Long-Term On-the-Job Training	158	169	11	7.0%	$19.03	$39,580	215%
357	49-2096	Electronic Equip. Installers & Repairers, Motor Vehicles	Postsecondary Vocational Training	ND	ND	ND	ND	$13.05	$27,140	148%
358	43-5052	Postal Service Mail Carriers	Short-Term On-the-Job Training	275	285	10	3.6%	$18.36	$38,190	208%
359	29-1063	Internists, General	First Professional Degree	47	57	10	21.3%	$60.76	$126,390	687%
360	47-2041	Carpet Installers	Moderate-Term On-the-Job Training	42	52	10	23.8%	$13.31	$27,690	150%
361	13-2082	Tax Preparers	Moderate-Term On-the-Job Training	28	37	9	32.1%	$11.77	$24,480	133%
362	47-5021	Earth Drillers, Except Oil & Gas	Moderate-Term On-the-Job Training	242	251	9	3.7%	$16.94	$35,240	192%
363	27-4021	Photographers	Long-Term On-the-Job Training	71	80	9	12.7%	$12.31	$25,600	139%
364	25-2023	Voc. Ed. Teachers, Middle School	Bachelor's Degree	92	101	9	9.8%	NA	$33,590	183%
365	17-3023	Electrical & Electronic Engineering Technicians	Associate's Degree	123	132	9	7.3%	$19.76	$41,110	223%
366	47-2161	Plasterers & Stucco Masons	Long-Term On-the-Job Training	ND	ND	ND	ND	$11.79	$24,530	133%
367	53-2012	Commercial Pilots	Postsecondary Vocational Training	51	60	9	17.6%	NA	$44,150	240%
368	13-1061	Emergency Management Specialists	Exp. in a Related Occupation	35	44	9	25.7%	$16.28	$33,860	184%
369	31-2011	Occupational Therapist Assistants	Associate's Degree	31	40	9	29.0%	$15.80	$32,860	179%
370	49-3053	Outdoor Power Equip. & Other Small Engine Mechanics	Moderate-Term On-the-Job Training	44	53	9	20.5%	$11.06	$23,000	125%
371	39-5092	Manicurists & Pedicurists	Postsecondary Vocational Training	ND	ND	ND	ND	$10.13	$21,060	114%
372	49-3092	Recreational Vehicle Service Technicians	Long-Term On-the-Job Training	50	59	9	18.0%	$10.55	$21,940	119%
373	29-1124	Radiation Therapists	Associate's Degree	44	53	9	20.5%	$19.57	$40,700	221%
374	29-2031	Cardiovascular Technologists & Technicians	Associate's Degree	ND	ND	ND	ND	ND	ND	ND
375	33-9011	Animal Control Workers	Moderate-Term On-the-Job Training	35	45	10	28.6%	$10.63	$22,110	120%
376	47-5049	Mining Machine Operators, All Other	Moderate-Term On-the-Job Training	ND	ND	ND	ND	ND	ND	ND
377	51-3099	All Other Food Processing Workers	Short-Term On-the-Job Training	42	51	9	21.4%	$8.31	$17,290	94%
378	27-2032	Choreographers	Exp. in a Related Occupation	34	43	9	26.5%	$12.75	$26,520	144%
379	47-4011	Construction & Building Inspectors	Exp. in a Related Occupation	67	76	9	13.4%	$18.20	$37,850	206%

Table A.1: Long-Term Projected Occupational Growth in Wyoming by Highest Net Growth, 2000 and 2010 (Continued)

Rank	SOC[a] Code and Occupation Title		Typical Education Requirements[b]	Employment 2000	Projected 2010	Change Number	Change Percent	2001 Average Wage Hourly	Annual	% of Poverty[c]
380	41-9031	Sales Engineers	Bachelor's Degree	28	37	9	32.1%	$44.18	$91,890	499%
381	51-4021	Extruding & Drawing Machine Setters, Oper., & Tenders, Metal & Plastic	Moderate-Term On-the-Job Training	26	35	9	34.6%	$9.18	$19,090	104%
382	51-9131	Photographic Process Workers	Moderate-Term On-the-Job Training	36	45	9	25.0%	$9.28	$19,300	105%
383	41-3021	Insurance Sales Agents	Bachelor's Degree	359	368	9	2.5%	$17.47	$36,340	198%
384	13-2099	Financial Specialists, All Other	Bachelor's Degree	105	114	9	8.6%	$15.18	$31,580	172%
385	27-3091	Interpreters & Translators	Long-Term On-the-Job Training	ND	ND	ND	ND	$12.46	$25,910	141%
386	25-1199	Postsecondary Teachers, All Other	Doctoral Degree	230	239	9	3.9%	NA	$44,860	244%
387	47-2171	Reinforcing Iron & Rebar Workers	Long-Term On-the-Job Training	ND	ND	ND	ND	ND	ND	ND
388	51-9195	Molders, Shapers, & Casters, Except Metal & Plastic	Moderate-Term On-the-Job Training	35	44	9	25.7%	$10.56	$21,970	119%
389	19-1099	Life Scientists, All Other	Bachelor's Degree	139	148	9	6.5%	$21.43	$44,570	242%
390	39-4021	Funeral Attendants	Short-Term On-the-Job Training	49	58	9	18.4%	$10.73	$22,310	121%
391	43-9081	Proofreaders & Copy Markers	Short-Term On-the-Job Training	ND	ND	ND	ND	$10.21	$21,240	115%
392	53-2099	All Other Air Transportation Workers	Moderate-Term On-the-Job Training	42	51	9	21.4%	$12.60	$26,200	142%
393	25-1123	English Language & Literature Teachers, Postsecondary	Doctoral Degree	103	111	8	7.8%	NA	$45,220	246%
394	17-2141	Mechanical Engineers	Bachelor's Degree	58	66	8	13.8%	$24.75	$51,470	280%
395	43-9111	Statistical Assistants	Moderate-Term On-the-Job Training	27	35	8	29.6%	$13.49	$28,060	153%
396	39-3093	Locker Room, Coatroom, & Dressing Room Attendants	Short-Term On-the-Job Training	31	39	8	25.8%	$6.97	$14,510	79%
397	49-3051	Motorboat Mechanics	Long-Term On-the-Job Training	19	27	8	42.1%	$12.41	$25,810	140%
398	43-5041	Meter Readers, Utilities	Short-Term On-the-Job Training	149	157	8	5.4%	$14.76	$30,710	167%
399	49-3043	Rail Car Repairers	Long-Term On-the-Job Training	ND	ND	ND	ND	ND	ND	ND
400	49-2097	Elec. Home Entertainment Equip. Installers & Repairers	Postsecondary Vocational Training	32	40	8	25.0%	$14.05	$29,210	159%
401	15-1031	Computer Software Engineers, Applications	Bachelor's Degree	120	128	8	6.7%	$26.00	$54,090	294%
402	19-2043	Hydrologists	Bachelor's Degree	29	37	8	27.6%	$26.88	$55,910	304%
403	43-4041	Credit Authorizers, Checkers, & Clerks	Short-Term On-the-Job Training	45	53	8	17.8%	$12.64	$26,290	143%
404	21-1092	Probation Officers & Correctional Treatment Specialists	Bachelor's Degree	71	78	7	9.9%	$10.51	$21,860	119%
405	49-3022	Automotive Glass Installers & Repairers	Long-Term On-the-Job Training	ND	ND	ND	ND	ND	ND	ND
406	19-3011	Economists	Bachelor's Degree	39	46	7	17.9%	$22.43	$46,660	254%
407	51-6052	Tailors, Dressmakers, & Custom Sewers	Exp. in a Related Occupation	37	44	7	18.9%	$7.55	$15,710	85%
408	15-1081	Network Systems & Data Communications Analysts	Bachelor's Degree	70	77	7	10.0%	$19.50	$40,570	220%
409	29-2032	Diagnostic Medical Sonographers	Associate's Degree	35	42	7	20.0%	$21.27	$44,230	240%
410	43-4121	Library Assistants, Clerical	Short-Term On-the-Job Training	156	163	7	4.5%	$9.85	$20,480	111%
411	43-5011	Cargo & Freight Agents	Moderate-Term On-the-Job Training	ND	ND	ND	ND	ND	ND	ND
412	19-3051	Urban & Regional Planners	Master's Degree	33	40	7	21.2%	$20.13	$41,870	228%
413	51-6062	Textile Cutting Machine Setters, Oper., & Tenders	Moderate-Term On-the-Job Training	ND	ND	ND	ND	$7.44	$15,480	84%
414	47-4031	Fence Erectors	Moderate-Term On-the-Job Training	41	48	7	17.1%	$10.50	$21,840	119%
415	29-2054	Respiratory Therapy Technicians	Postsecondary Vocational Training	38	45	7	18.4%	$17.84	$37,100	202%
416	43-4141	New Accounts Clerks	Exp. in a Related Occupation	173	180	7	4.0%	$10.57	$21,980	119%
417	19-1023	Zoologists & Wildlife Biologists	Doctoral Degree	43	50	7	16.3%	$24.29	$50,530	275%
418	49-9043	Maintenance Workers, Machinery	Long-Term On-the-Job Training	277	284	7	2.5%	$19.51	$40,590	221%

Table A.1: Long-Term Projected Occupational Growth in Wyoming by Highest Net Growth, 2000 and 2010 (Continued)

Rank	SOC[a] Code and Occupation Title		Typical Education Requirements[b]	Employment 2000	Projected 2010	Change Number	Change Percent	2001 Average Wage Hourly	Annual	% of Poverty[c]
419	25-1022	Mathematical Science Teachers, Postsecondary	Doctoral Degree	102	109	7	6.9%	NA	$47,240	257%
420	25-1011	Business Teachers, Postsecondary	Doctoral Degree	94	101	7	7.4%	NA	$52,440	285%
421	51-9194	Etchers & Engravers	Long-Term On-the-Job Training	ND	ND	ND	ND	$21.13	$43,950	239%
422	25-1072	Nursing Instructors & Teachers, Postsecondary	Doctoral Degree	72	79	7	9.7%	NA	$43,130	234%
423	13-2021	Appraisers & Assessors of Real Estate	Postsecondary Vocational Training	146	152	6	4.1%	$17.32	$36,020	196%
424	29-1065	Pediatricians, General	First Professional Degree	ND	ND	ND	ND	$48.86	$101,640	552%
425	19-3093	Historians	Master's Degree	31	37	6	19.4%	$18.90	$39,310	214%
426	25-1121	Art, Drama, & Music Teachers, Postsecondary	Doctoral Degree	105	111	6	5.7%	NA	$45,660	248%
427	27-1099	All Other Art & Design Workers	Bachelor's Degree	44	50	6	13.6%	$14.05	$29,210	159%
428	29-1125	Recreational Therapists	Bachelor's Degree	31	37	6	19.4%	$12.00	$24,960	136%
429	13-2031	Budget Analysts	Bachelor's Degree	61	67	6	9.8%	$22.19	$46,160	251%
430	13-1121	Meeting & Convention Planners	Bachelor's Degree	32	38	6	18.8%	$12.54	$26,080	142%
431	51-5021	Job Printers	Long-Term On-the-Job Training	87	93	6	6.9%	$11.21	$23,320	127%
432	43-5053	Postal Service Mail Sorters, Processors, & Processing Machine Operators	Short-Term On-the-Job Training	155	161	6	3.9%	$11.74	$24,420	133%
433	11-9061	Funeral Directors	Associate's Degree	37	43	6	16.2%	$21.14	$43,970	239%
434	25-1071	Health Specialties Teachers, Postsecondary	Doctoral Degree	92	98	6	6.5%	NA	$63,710	346%
435	53-6021	Parking Lot Attendants	Short-Term On-the-Job Training	38	44	6	15.8%	$7.10	$14,770	80%
436	49-3052	Motorcycle Mechanics	Long-Term On-the-Job Training	91	97	6	6.6%	$15.05	$31,300	170%
437	51-9082	Medical Appliance Technicians	Long-Term On-the-Job Training	ND	ND	ND	ND	$11.33	$23,560	128%
438	25-3011	Adult Literacy, Remedial Ed., & GED Teachers & Instructors	Bachelor's Degree	ND	ND	ND	ND	$13.38	$27,830	151%
439	41-9022	Real Estate Sales Agents	Postsecondary Vocational Training	96	102	6	6.3%	$20.72	$43,100	234%
440	47-2082	Tapers	Moderate-Term On-the-Job Training	ND	ND	ND	ND	$15.93	$33,140	180%
441	25-9021	Farm & Home Management Advisors	Bachelor's Degree	101	106	5	5.0%	$19.55	$40,660	221%
442	17-2041	Chemical Engineers	Bachelor's Degree	66	71	5	7.6%	$31.82	$66,180	360%
443	53-5099	All Other Water Transportation Workers	Short-Term On-the-Job Training	ND	ND	ND	ND	ND	ND	ND
444	49-2094	Electrical & Electronics Repairers, Comm. & Industrl. Equip.	Postsecondary Vocational Training	118	123	5	4.2%	$24.17	$50,280	273%
445	39-6012	Concierges	Exp. in a Related Occupation	ND	ND	ND	ND	$9.94	$20,670	112%
446	15-1061	Database Administrators	Bachelor's Degree	46	51	5	10.9%	$19.65	$40,880	222%
447	27-3099	Media & Communication Workers, All Other	Long-Term On-the-Job Training	49	54	5	10.2%	$13.32	$27,700	151%
448	19-4093	Forest & Conservation Technicians	Associate's Degree	111	116	5	4.5%	$13.93	$28,980	158%
449	21-1013	Marriage & Family Therapists	Master's Degree	18	23	5	27.8%	$16.97	$35,300	192%
450	51-7021	Furniture Finishers	Long-Term On-the-Job Training	16	21	5	31.3%	$11.28	$23,470	128%
451	49-2022	Telecomm. Equip. Install. & Repairers, Except Line Installers	Postsecondary Vocational Training	429	434	5	1.2%	$20.53	$42,690	232%
452	53-2011	Airline Pilots, Copilots, & Flight Engineers	Bachelor's Degree	40	45	5	12.5%	NA	$54,170	294%
453	47-2044	Tile & Marble Setters	Long-Term On-the-Job Training	24	29	5	20.8%	$15.37	$31,970	174%
454	51-9121	Coating, Painting, & Spraying Machine Setters, Oper., & Tenders	Moderate-Term On-the-Job Training	25	30	5	20.0%	$10.53	$21,900	119%
455	13-2051	Financial Analysts	Bachelor's Degree	32	37	5	15.6%	$25.91	$53,890	293%

Table A.1: Long-Term Projected Occupational Growth in Wyoming by Highest Net Growth, 2000 and 2010 (Continued)

Rank	SOC[a] Code and Occupation Title		Typical Education Requirements[b]	Employment 2000	Projected 2010	Change Number	Change Percent	2001 Average Wage Hourly	Annual	% of Poverty[c]
456	51-9011	Chemical Equip. Operators & Tenders	Moderate-Term On-the-Job Training	31	36	5	16.1%	$12.66	$26,330	143%
457	49-9044	Millwrights	Long-Term On-the-Job Training	58	63	5	8.6%	$15.71	$32,680	178%
458	51-9081	Dental Laboratory Technicians	Long-Term On-the-Job Training	27	32	5	18.5%	$11.61	$24,160	131%
459	51-5023	Printing Machine Operators	Moderate-Term On-the-Job Training	77	82	5	6.5%	$12.56	$26,120	142%
460	27-1025	Interior Designers	Bachelor's Degree	ND	ND	ND	ND	$15.78	$32,820	178%
461	51-4051	Metal-Refining Furnace Operators & Tenders	Moderate-Term On-the-Job Training	ND	ND	ND	ND	ND	ND	ND
462	45-1011	First-Line Sprvsrs./Mgrs. of Farm., Fishing, & Forestry Workers	Exp. in a Related Occupation	43	47	4	9.3%	$16.41	$34,130	185%
463	49-9069	Precision Instrument & Equip. Repairers, All Other	Long-Term On-the-Job Training	ND	ND	ND	ND	$16.81	$34,960	190%
464	31-2012	Occupational Therapist Aides	Short-Term On-the-Job Training	ND	ND	ND	ND	$8.13	$16,920	92%
465	27-3041	Editors	Bachelor's Degree	98	102	4	4.1%	$14.57	$30,300	165%
466	49-3091	Bicycle Repairers	Moderate-Term On-the-Job Training	31	35	4	12.9%	$8.49	$17,660	96%
467	51-4122	Welding, Soldering, & Brazing Machine Setters, Oper., & Tenders	Moderate-Term On-the-Job Training	48	52	4	8.3%	$19.84	$41,270	224%
468	29-2051	Dietetic Technicians	Moderate-Term On-the-Job Training	ND	ND	ND	ND	ND	ND	ND
469	43-5051	Postal Service Clerks	Short-Term On-the-Job Training	93	97	4	4.3%	$17.99	$37,420	203%
470	49-2093	Electrical & Electronics Installers & Repairers, Trans. Equip.	Postsecondary Vocational Training	20	24	4	20.0%	$16.58	$34,490	187%
471	49-3099	All Other Vehicle & Mobile Equip. Mechanics, Install., & Repairers	Moderate-Term On-the-Job Training	91	95	4	4.4%	$13.78	$28,670	156%
472	49-9031	Home Appliance Repairers	Long-Term On-the-Job Training	73	77	4	5.5%	$15.57	$32,390	176%
473	23-2092	Law Clerks	Bachelor's Degree	40	44	4	10.0%	$13.26	$27,580	150%
474	11-9131	Postmasters & Mail Superintendents	Exp. in a Related Occupation	84	88	4	4.8%	$19.53	$40,620	221%
475	39-1011	Gaming Supervisors	Postsecondary Vocational Training	ND	ND	ND	ND	ND	ND	ND
476	53-7011	Conveyor Operators & Tenders	Short-Term On-the-Job Training	149	153	4	2.7%	$20.87	$43,410	236%
477	51-6041	Shoe & Leather Workers & Repairers	Long-Term On-the-Job Training	40	43	3	7.5%	$11.72	$24,370	132%
478	47-2043	Floor Sanders & Finishers	Moderate-Term On-the-Job Training	ND	ND	ND	ND	ND	ND	ND
479	51-3023	Slaughterers & Meat Packers	Moderate-Term On-the-Job Training	ND	ND	ND	ND	$6.78	$14,100	77%
480	25-1021	Computer Science Teachers, Postsecondary	Doctoral Degree	35	38	3	8.6%	NA	$54,400	296%
481	33-2021	Fire Inspectors & Investigators	Exp. in a Related Occupation	ND	ND	ND	ND	$21.61	$44,950	244%
482	29-1121	Audiologists	Master's Degree	ND	ND	ND	ND	$22.82	$47,460	258%
483	19-1042	Medical Scientists, Except Epidemiologists	Doctoral Degree	ND	ND	ND	ND	$29.28	$60,900	331%
484	29-1066	Psychiatrists	First Professional Degree	20	23	3	15.0%	$60.95	$126,770	689%
485	43-3061	Procurement Clerks	Short-Term On-the-Job Training	53	56	3	5.7%	$14.47	$30,090	164%
486	11-9071	Gaming Managers	Bachelor's Degree Plus Exp.	ND	ND	ND	ND	ND	ND	ND
487	19-3094	Political Scientists	Master's Degree	ND	ND	ND	ND	ND	ND	ND
488	33-3041	Parking Enforcement Workers	Short-Term On-the-Job Training	13	16	3	23.1%	$11.75	$24,440	133%
489	27-1021	Commercial & Industrial Designers	Bachelor's Degree	16	19	3	18.8%	$18.60	$38,700	210%
490	17-1012	Landscape Architects	Bachelor's Degree	17	20	3	17.6%	$24.53	$51,020	277%
491	47-2042	Floor Layers, Except Carpet, Wood, & Hard Tiles	Moderate-Term On-the-Job Training	ND	ND	ND	ND	$14.10	$29,330	159%
492	27-1013	Fine Artists, Incl. Painters, Sculptors, & Illustrators	Long-Term On-the-Job Training	ND	ND	ND	ND	ND	ND	ND

Table A.1: Long-Term Projected Occupational Growth in Wyoming by Highest Net Growth, 2000 and 2010 (Continued)

Rank	SOC[a] Code and Occupation Title		Typical Education Requirements[b]	Employment 2000	Projected 2010	Change Number	Change Percent	2001 Average Wage Hourly	Annual	% of Poverty[c]
493	43-3041	Gaming Cage Workers	Short-Term On-the-Job Training	ND	ND	ND	ND	ND	ND	ND
494	39-3021	Motion Picture Projectionists	Short-Term On-the-Job Training	19	22	3	15.8%	$8.16	$16,970	92%
495	49-9011	Mech. Door Repairers	Moderate-Term On-the-Job Training	ND	ND	ND	ND	ND	ND	ND
496	29-2033	Nuclear Medicine Technologists	Associate's Degree	15	18	3	20.0%	$21.37	$44,440	242%
497	51-9123	Painting, Coating, & Decorating Workers	Short-Term On-the-Job Training	33	36	3	9.1%	$10.44	$21,720	118%
498	25-1042	Biological Science Teachers, Postsecondary	Doctoral Degree	59	62	3	5.1%	NA	$54,570	297%
499	51-2091	Fiberglass Laminators & Fabricators	Moderate-Term On-the-Job Training	ND	ND	ND	ND	$9.93	$20,650	112%
500	15-2041	Statisticians	Master's Degree	ND	ND	ND	ND	ND	ND	ND
501	51-9071	Jewelers & Precious Stone & Metal Workers	Postsecondary Vocational Training	ND	ND	ND	ND	ND	ND	ND
502	51-6051	Sewers, Hand	Short-Term On-the-Job Training	ND	ND	ND	ND	$7.22	$15,030	82%
503	21-2011	Clergy	First Professional Degree	15	17	2	13.3%	$19.99	$41,580	226%
504	49-9045	Refractory Materials Repairers, Except Brickmasons	Long-Term On-the-Job Training	ND	ND	ND	ND	ND	ND	ND
505	29-9091	Athletic Trainers	Bachelor's Degree	16	18	2	12.5%	NA	$36,330	197%
506	27-1026	Merchandise Displayers & Window Trimmers	Moderate-Term On-the-Job Training	16	18	2	12.5%	$8.93	$18,570	101%
507	49-9064	Watch Repairers	Long-Term On-the-Job Training	ND	ND	ND	ND	ND	ND	ND
508	27-3020	News Analysts, Reporters & Correspondents	Long-Term On-the-Job Training	166	168	2	1.2%	$11.33	$23,570	128%
509	51-9041	Extruding, Forming, Pressing, & Compacting Machine Setters, Oper., & Tenders	Moderate-Term On-the-Job Training	ND	ND	ND	ND	ND	ND	ND
510	23-1023	Judges, Magistrate Judges, & Magistrates	Bachelor's Degree Plus Exp.	18	20	2	11.1%	$40.67	$84,590	460%
511	25-1193	Recreation & Fitness Studies Teachers, Postsecondary	Doctoral Degree	35	37	2	5.7%	NA	$38,240	208%
512	51-4081	Multiple Machine Tool Setters, Oper., & Tenders, Metal & Plastic	Moderate-Term On-the-Job Training	ND	ND	ND	ND	ND	ND	ND
513	33-1011	First-Line Sprvsrs./Mgrs. of Correctional Officers	Exp. in a Related Occupation	29	31	2	6.9%	$19.79	$41,160	224%
514	25-1122	Communications Teachers, Postsecondary	Doctoral Degree	44	46	2	4.5%	NA	$46,470	253%
515	23-1021	Administrative Law Judges, Adjudicators, & Hearing Officers	Bachelor's Degree Plus Exp.	47	49	2	4.3%	$19.23	$39,990	217%
516	51-5099	All Other Printing Workers	Moderate-Term On-the-Job Training	ND	ND	ND	ND	ND	ND	ND
517	45-4011	Forest & Conservation Workers	Moderate-Term On-the-Job Training	ND	ND	ND	ND	$10.83	$22,530	122%
518	13-1041	Compliance Officers, Except Agriculture, Construction, Health & Safety, & Transportation	Long-Term On-the-Job Training	164	166	2	1.2%	$20.32	$42,260	230%
519	51-4192	Lay-Out Workers, Metal & Plastic	Moderate-Term On-the-Job Training	ND	ND	ND	ND	ND	ND	ND
520	17-2011	Aerospace Engineers	Bachelor's Degree	ND	ND	ND	ND	ND	ND	ND
521	43-4011	Brokerage Clerks	Moderate-Term On-the-Job Training	26	28	2	7.7%	$11.42	$23,760	129%
522	51-4032	Drilling & Boring Machine Tool Setters, Oper., & Tenders, Metal & Plastic	Moderate-Term On-the-Job Training	ND	ND	ND	ND	ND	ND	ND
523	25-1066	Psychology Teachers, Postsecondary	Doctoral Degree	35	36	1	2.9%	NA	$58,330	317%
524	51-4034	Lathe & Turning Machine Tool Setters, Oper., & Tenders, Metal & Plastic	Moderate-Term On-the-Job Training	20	22	2	10.0%	$15.97	$33,220	181%
525	15-2091	Mathematical Technicians	Master's Degree	ND	ND	ND	ND	ND	ND	ND
526	49-9094	Locksmiths & Safe Repairers	Moderate-Term On-the-Job Training	ND	ND	ND	ND	$10.91	$22,700	123%

Table A.1: Long-Term Projected Occupational Growth in Wyoming by Highest Net Growth, 2000 and 2010 (Continued)

Rank	SOC[a] Code and Occupation Title		Typical Education Requirements[b]	Employment 2000	Projected 2010	Change Number	Change Percent	2001 Average Wage Hourly	Annual	% of Poverty[c]
527	49-9096	Riggers	Short-Term On-the-Job Training	ND	ND	ND	ND	ND	ND	ND
528	27-4013	Radio Operators	Long-Term On-the-Job Training	ND	ND	ND	ND	ND	ND	ND
529	47-2011	Boilermakers	Long-Term On-the-Job Training	ND	ND	ND	ND	ND	ND	ND
530	13-2071	Loan Counselors	Bachelor's Degree	ND	ND	ND	ND	ND	ND	ND
531	51-8021	Stationary Engineers & Boiler Operators	Long-Term On-the-Job Training	109	111	2	1.8%	$18.75	$39,000	212%
532	17-2031	Biomedical Engineers	Bachelor's Degree	ND	ND	ND	ND	ND	ND	ND
533	49-9061	Camera & Photographic Equip. Repairers	Moderate-Term On-the-Job Training	ND	ND	ND	ND	ND	ND	ND
534	49-9063	Musical Instrument Repairers & Tuners	Long-Term On-the-Job Training	ND	ND	ND	ND	ND	ND	ND
535	25-9011	Audio-Visual Collections Specialists	Moderate-Term On-the-Job Training	13	14	1	7.7%	$17.06	$35,490	193%
536	49-2098	Security & Fire Alarm Systems Installers	Postsecondary Vocational Training	ND	ND	ND	ND	ND	ND	ND
537	29-1061	Anesthesiologists	First Professional Degree	ND	ND	ND	ND	ND	ND	ND
538	25-1081	Education Teachers, Postsecondary	Doctoral Degree	55	57	2	3.6%	NA	$52,290	284%
539	25-1052	Chemistry Teachers, Postsecondary	Doctoral Degree	31	33	2	6.5%	NA	$59,710	325%
540	51-6092	Fabric & Apparel Patternmakers	Long-Term On-the-Job Training	ND	ND	ND	ND	ND	ND	ND
541	27-2042	Musicians & Singers	Long-Term On-the-Job Training	32	34	2	6.3%	NA	$43,560	237%
542	13-1072	Compensation, Benefits, & Job Analysis Specialists	Bachelor's Degree	28	30	2	7.1%	$24.19	$50,320	273%
543	43-4021	Correspondence Clerks	Short-Term On-the-Job Training	ND	ND	ND	ND	ND	ND	ND
544	25-1065	Political Science Teachers, Postsecondary	Doctoral Degree	27	29	2	7.4%	NA	$58,070	316%
545	51-9083	Ophthalmic Laboratory Technicians	Moderate-Term On-the-Job Training	ND	ND	ND	ND	ND	ND	ND
546	27-4031	Camera Operators, Television, Video, & Motion Picture	Moderate-Term On-the-Job Training	16	17	1	6.3%	$8.77	$18,250	99%
547	17-3012	Electrical & Electronics Drafters	Postsecondary Vocational Training	28	29	1	3.6%	$19.27	$40,080	218%
548	39-5011	Barbers	Postsecondary Vocational Training	ND	ND	ND	ND	ND	ND	ND
549	51-4012	Numerical Tool & Process Control Programmers	Long-Term On-the-Job Training	ND	ND	ND	ND	ND	ND	ND
550	47-4091	Segmental Pavers	Moderate-Term On-the-Job Training	ND	ND	ND	ND	ND	ND	ND
551	31-9095	Pharmacy Aides	Short-Term On-the-Job Training	33	34	1	3.0%	$8.83	$18,360	100%
552	39-4011	Embalmers	Postsecondary Vocational Training	ND	ND	ND	ND	ND	ND	ND
553	39-6022	Travel Guides	Moderate-Term On-the-Job Training	ND	ND	ND	ND	ND	ND	ND
554	37-2021	Pest Control Workers	Moderate-Term On-the-Job Training	ND	ND	ND	ND	ND	ND	ND
555	25-1125	History Teachers, Postsecondary	Doctoral Degree	29	30	1	3.4%	NA	$52,150	283%
556	39-2011	Animal Trainers	Moderate-Term On-the-Job Training	ND	ND	ND	ND	ND	ND	ND
557	51-6093	Upholsterers	Long-Term On-the-Job Training	11	12	1	9.1%	$9.27	$19,270	105%
558	17-2112	Industrial Engineers	Bachelor's Degree	74	75	1	1.4%	$29.26	$60,870	331%
559	43-9031	Desktop Publishers	Postsecondary Vocational Training	ND	ND	ND	ND	$11.79	$24,510	133%
560	27-3043	Writers & Authors	Bachelor's Degree	13	14	1	7.7%	$13.89	$28,900	157%
561	15-2031	Operations Research Analysts	Master's Degree	ND	ND	ND	ND	ND	ND	ND
562	33-3011	Bailiffs	Moderate-Term On-the-Job Training	ND	ND	ND	ND	ND	ND	ND
563	25-1191	Graduate Teaching Assistants	Doctoral Degree	ND	ND	ND	ND	ND	ND	ND
564	27-2011	Actors	Long-Term On-the-Job Training	ND	ND	ND	ND	ND	ND	ND
565	43-2099	Communications Equip. Operators, All Other	Short-Term On-the-Job Training	9	10	1	11.1%	$11.40	$23,720	129%
566	51-5012	Bookbinders	Moderate-Term On-the-Job Training	ND	ND	ND	ND	ND	ND	ND

Table A.1: Long-Term Projected Occupational Growth in Wyoming by Highest Net Growth, 2000 and 2010 (Continued)

Rank	SOC[a] Code and Occupation Title		Typical Education Requirements[b]	Employment 2000	Projected 2010	Change Number	Change Percent	2001 Average Wage Hourly	Annual	% of Poverty[c]
567	27-1011	Art Directors	Bachelor's Degree Plus Exp.	ND	ND	ND	ND	ND	ND	ND
568	27-2041	Music Directors & Composers	Bachelor's Degree Plus Exp.	ND	ND	ND	ND	ND	ND	ND
569	27-2021	Athletes & Sports Competitors	Long-Term On-the-Job Training	ND	ND	ND	ND	ND	ND	ND
570	27-1014	Multi-Media Artists & Animators	Bachelor's Degree	ND	ND	ND	ND	ND	ND	ND
571	53-2021	Air Traffic Controllers	Long-Term On-the-Job Training	ND	ND	ND	ND	ND	ND	ND
572	25-1124	Foreign Language & Literature Teachers, Postsecondary	Doctoral Degree	28	29	1	3.6%	NA	$48,680	265%
573	39-3012	Gaming & Sports Book Writers & Runners	Postsecondary Vocational Training	ND	ND	ND	ND	ND	ND	ND
574	51-8099	Plant & System Operators, All Other	Long-Term On-the-Job Training	337	338	1	0.3%	$21.54	$44,800	243%
575	51-4023	Rolling Machine Setters, Oper., & Tenders, Metal & Plastic	Moderate-Term On-the-Job Training	ND	ND	ND	ND	ND	ND	ND
576	33-9031	Gaming Surveillance Officers & Gaming Investigators	Moderate-Term On-the-Job Training	ND	ND	ND	ND	ND	ND	ND
577	15-1032	Computer Software Engineers, Systems Software	Bachelor's Degree	38	39	1	2.6%	$21.38	$44,480	242%
578	27-4032	Film & Video Editors		ND	ND	ND	ND	ND	ND	ND
579	47-2022	Stonemasons	Long-Term On-the-Job Training	ND	ND	ND	ND	ND	ND	ND
580	33-2022	Forest Fire Inspectors & Prevention Specialists	Exp. in a Related Occupation	ND	ND	ND	ND	ND	ND	ND
581	39-5094	Skin Care Specialists	Postsecondary Vocational Training	ND	ND	ND	ND	ND	ND	ND
582	47-4041	Hazardous Materials Removal Workers	Moderate-Term On-the-Job Training	ND	ND	ND	ND	ND	ND	ND
583	51-3091	Food & Tobacco Roasting, Baking, & Drying Machine Operators & Tenders	Short-Term On-the-Job Training	ND	ND	ND	ND	ND	ND	ND
584	41-9012	Models	Moderate-Term On-the-Job Training	ND	ND	ND	ND	ND	ND	ND
585	25-1064	Geography Teachers, Postsecondary	Doctoral Degree	13	14	1	7.7%	NA	$61,180	333%
586	13-2061	Financial Examiners	Bachelor's Degree	ND	ND	ND	ND	ND	ND	ND
587	51-4193	Plating & Coating Machine Setters, Oper., & Tenders, Metal & Plastic	Moderate-Term On-the-Job Training	ND	ND	ND	ND	ND	ND	ND
588	19-4092	Forensic Science Technicians	Associate's Degree	ND	ND	ND	ND	ND	ND	ND
589	27-1022	Fashion Designers	Bachelor's Degree	ND	ND	ND	ND	ND	ND	ND
590	19-1022	Microbiologists	Doctoral Degree	ND	ND	ND	ND	ND	ND	ND
591	27-2099	Entertainers & Performers, Sports & Related Workers, All Other	Long-Term On-the-Job Training	ND	ND	ND	ND	ND	ND	ND
592	25-1062	Area, Ethnic, & Cultural Studies Teachers, Postsecondary	Doctoral Degree	ND	ND	ND	ND	ND	ND	ND
593	27-3042	Technical Writers	Bachelor's Degree	19	20	1	5.3%	$21.53	$44,770	243%
594	51-4035	Milling & Planing Machine Setters, Oper., & Tenders, Metal & Plastic	Moderate-Term On-the-Job Training	ND	ND	ND	ND	ND	ND	ND
595	19-4051	Nuclear Technicians	Associate's Degree	ND	ND	ND	ND	ND	ND	ND
596	25-1067	Sociology Teachers, Postsecondary	Doctoral Degree	15	16	1	6.7%	NA	$59,570	324%
597	25-1051	Atmospheric, Earth, Marine, & Space Sciences Teachers, Postsecondary	Doctoral Degree	ND	ND	ND	ND	ND	ND	ND
598	53-6041	Traffic Technicians	Short-Term On-the-Job Training	ND	ND	ND	ND	ND	ND	ND
599	29-2091	Orthotists & Prosthetists	Bachelor's Degree	ND	ND	ND	ND	ND	ND	ND
600	19-3092	Geographers	Master's Degree	ND	ND	ND	ND	ND	ND	ND

Table A.1: Long-Term Projected Occupational Growth in Wyoming by Highest Net Growth, 2000 and 2010 (Continued)

Rank	SOC[a] Code and Occupation Title		Typical Education Requirements[b]	Employment 2000	Projected 2010	Change Number	Change Percent	2001 Average Wage Hourly	Annual	% of Poverty[c]
601	13-1011	Agents & Business Managers of Artists, Performers, & Athletes	Bachelor's Degree Plus Exp.	ND	ND	ND	ND	ND	ND	ND
602	27-4014	Sound Engineering Technicians	Postsecondary Vocational Training	ND	ND	ND	ND	ND	ND	ND
603	25-1111	Criminal Justice & Law Enforcement Teachers, Postsecondary	Doctoral Degree	13	14	1	7.7%	NA	$56,380	306%
604	17-1021	Cartographers & Photogrammetrists	Bachelor's Degree	ND	ND	ND	ND	ND	ND	ND
605	23-1022	Arbitrators, Mediators, & Conciliators	Bachelor's Degree Plus Exp.	ND	ND	ND	ND	ND	ND	ND
606	25-1061	Anthropology & Archeology Teachers, Postsecondary	Doctoral Degree	14	14	0	0.0%	NA	$59,240	322%
607	25-1113	Social Work Teachers, Postsecondary	Doctoral Degree	ND	ND	ND	ND	ND	ND	ND
608	41-9021	Real Estate Brokers	Exp. in a Related Occupation	ND	ND	ND	ND	ND	ND	ND
609	45-2011	Agricultural Inspectors	Exp. in a Related Occupation	ND	ND	ND	ND	ND	ND	ND
610	25-1043	Forestry & Conservation Science Teachers, Postsecondary	Doctoral Degree	ND	ND	ND	ND	ND	ND	ND
611	25-1192	Home Economics Teachers, Postsecondary	Doctoral Degree	ND	ND	ND	ND	ND	ND	ND
612	51-2031	Engine & Other Machine Assemblers	Short-Term On-the-Job Training	ND	ND	ND	ND	ND	ND	ND
613	51-5011	Bindery Workers	Moderate-Term On-the-Job Training	57	57	0	0.0%	$8.51	$17,700	96%
614	25-1126	Philosophy & Religion Teachers, Postsecondary	Doctoral Degree	12	12	0	0.0%	NA	$62,080	337%
615	49-9093	Fabric Menders, Except Garment	Moderate-Term On-the-Job Training	ND	ND	ND	ND	ND	ND	ND
616	47-4021	Elevator Installers & Repairers	Long-Term On-the-Job Training	ND	ND	ND	ND	ND	ND	ND
617	49-2091	Avionics Technicians	Postsecondary Vocational Training	ND	ND	ND	ND	ND	ND	ND
618	51-2022	Electrical & Electronic Equip. Assemblers	Short-Term On-the-Job Training	44	44	0	0.0%	$13.31	$27,690	150%
619	25-1063	Economics Teachers, Postsecondary	Doctoral Degree	21	21	0	0.0%	NA	$82,900	451%
620	27-1027	Set & Exhibit Designers	Bachelor's Degree	ND	ND	ND	ND	$20.66	$42,980	234%
621	15-2099	Mathematical Scientists, All Other	Master's Degree	ND	ND	ND	ND	ND	ND	ND
622	23-2091	Court Reporters	Postsecondary Vocational Training	ND	ND	ND	ND	ND	ND	ND
623	29-1081	Podiatrists	First Professional Degree	ND	ND	ND	ND	ND	ND	ND
624	51-2011	Aircraft Structure, Surfaces, Rigging, & Systems Assemblers	Long-Term On-the-Job Training	ND	ND	ND	ND	ND	ND	ND
625	53-7121	Tank Car, Truck, & Ship Loaders	Moderate-Term On-the-Job Training	33	33	0	0.0%	$19.03	$39,590	215%
626	25-1041	Agricultural Sciences Teachers, Postsecondary	Doctoral Degree	77	77	0	0.0%	NA	$61,050	332%
627	13-1032	Insurance Appraisers, Auto Damage	Long-Term On-the-Job Training	ND	ND	ND	ND	ND	ND	ND
628	25-1082	Library Science Teachers, Postsecondary	Doctoral Degree	ND	ND	ND	ND	ND	ND	ND
629	15-1011	Computer & Information Scientists, Research	Doctoral Degree	ND	ND	ND	ND	ND	ND	ND
630	53-4013	Rail Yard Engineers, Dinkey Operators, & Hostlers	Exp. in a Related Occupation	ND	ND	ND	ND	ND	ND	ND
631	51-9191	Cementing & Gluing Machine Operators & Tenders	Moderate-Term On-the-Job Training	ND	ND	ND	ND	ND	ND	ND
632	11-9011	Farm, Ranch, & Other Agricultural Managers	Bachelor's Degree Plus Exp.	ND	ND	ND	ND	ND	ND	ND
633	25-1112	Law Teachers, Postsecondary	Doctoral Degree	ND	ND	ND	ND	ND	ND	ND
634	53-1011	Aircraft Cargo Handling Supervisors	Exp. in a Related Occupation	ND	ND	ND	ND	ND	ND	ND
635	51-4061	Model Makers, Metal & Plastic	Moderate-Term On-the-Job Training	ND	ND	ND	ND	ND	ND	ND
636	17-3027	Mechanical Engineering Technicians	Associate's Degree	10	10	0	0.0%	$18.30	$38,060	207%
637	25-1054	Physics Teachers, Postsecondary	Doctoral Degree	45	45	0	0.0%	NA	$41,590	226%
638	19-2032	Materials Scientists	Bachelor's Degree	ND	ND	ND	ND	ND	ND	ND

Table A.1: Long-Term Projected Occupational Growth in Wyoming by Highest Net Growth, 2000 and 2010 (Continued)

Rank	SOC[a] Code and Occupation Title		Typical Education Requirements[b]	Employment 2000	Projected 2010	Change Number	Change Percent	2001 Average Wage Hourly	Annual	% of Poverty[c]
639	25-1032	Engineering Teachers, Postsecondary	Doctoral Degree	47	47	0	0.0%	NA	$75,160	408%
640	13-1021	Purchasing Agents & Buyers, Farm Products	Exp. in a Related Occupation	20	20	0	0.0%	$20.46	$42,560	231%
641	17-2111	Health & Safety Engineers, Except Mining Safety Engrs. & Inspectors	Bachelor's Degree	48	48	0	0.0%	$26.86	$55,870	304%
642	19-2099	Physical Scientists, All Other	Bachelor's Degree	61	60	-1	-1.6%	$26.36	$54,830	298%
643	41-9091	Door-To-Door Sales Workers, News & Street Vendors, & Related Workers	Short-Term On-the-Job Training	15	14	-1	-6.7%	$13.87	$28,850	157%
644	17-3024	Electro-Mechanical Technicians	Associate's Degree	17	16	1	5.9%	$19.47	$40,500	220%
645	13-2041	Credit Analysts	Bachelor's Degree	16	15	-1	-6.3%	$17.86	$37,150	202%
646	53-4011	Locomotive Engineers	Exp. in a Related Occupation	2	1	-1	-50.0%	$26.80	$55,740	303%
647	25-1053	Environmental Science Teachers, Postsecondary	Doctoral Degree	24	23	-1	-4.2%	NA	$63,850	347%
648	53-7041	Hoist & Winch Operators	Moderate-Term On-the-Job Training	ND	ND	ND	ND	ND	ND	ND
649	45-4023	Log Graders & Scalers	Moderate-Term On-the-Job Training	ND	ND	ND	ND	ND	ND	ND
650	25-1031	Architecture Teachers, Postsecondary	Doctoral Degree	ND	ND	ND	ND	ND	ND	ND
651	51-4111	Tool & Die Makers	Long-Term On-the-Job Training	ND	ND	ND	ND	ND	ND	ND
652	27-3010	Announcers	Long-Term On-the-Job Training	144	143	-1	-0.7%	$10.12	$21,060	114%
653	17-2021	Agricultural Engineers	Bachelor's Degree	ND	ND	ND	ND	ND	ND	ND
654	17-2061	Computer Hardware Engineers	Bachelor's Degree	17	16	-1	-5.9%	$28.73	$59,760	325%
655	19-1032	Foresters	Bachelor's Degree	50	49	-1	-2.0%	$22.73	$47,270	257%
656	17-3025	Environmental Engineering Technicians	Associate's Degree	25	24	-1	-4.0%	$19.95	$41,490	225%
657	17-3026	Industrial Engineering Technicians	Associate's Degree	ND	ND	ND	ND	ND	ND	ND
658	51-4052	Pourers & Casters, Metal	Moderate-Term On-the-Job Training	ND	ND	ND	ND	ND	ND	ND
659	51-9022	Grinding & Polishing Workers, Hand	Moderate-Term On-the-Job Training	23	22	-1	-4.3%	$9.60	$19,960	108%
660	43-5199	All Other Material Recording, Scheduling, Dispatching, & Distributing Workers	Short-Term On-the-Job Training	45	44	-1	-2.2%	$12.16	$25,290	137%
661	53-6051	Transportation Inspectors	Exp. in a Related Occupation	33	32	-1	-3.0%	$21.14	$43,970	239%
662	49-9052	Telecommunications Line Installers & Repairers	Long-Term On-the-Job Training	178	177	-1	-0.6%	$18.20	$37,850	206%
663	43-2021	Telephone Operators	Short-Term On-the-Job Training	ND	ND	ND	ND	ND	ND	ND
664	53-7111	Shuttle Car Operators	Short-Term On-the-Job Training	ND	ND	ND	ND	ND	ND	ND
665	47-5051	Rock Splitters, Quarry	Moderate-Term On-the-Job Training	ND	ND	ND	ND	ND	ND	ND
666	47-5042	Mine Cutting & Channeling Machine Operators	Moderate-Term On-the-Job Training	ND	ND	ND	ND	ND	ND	ND
667	19-2012	Physicists	Doctoral Degree	ND	ND	ND	ND	ND	ND	ND
668	51-7099	Woodworkers, All Other	Moderate-Term On-the-Job Training	ND	ND	ND	ND	ND	ND	ND
669	27-4012	Broadcast Technicians	Postsecondary Vocational Training	ND	ND	ND	ND	ND	ND	ND
670	51-3092	Food Batchmakers	Short-Term On-the-Job Training	ND	ND	ND	ND	ND	ND	ND
671	51-4071	Foundry Mold & Coremakers	Moderate-Term On-the-Job Training	ND	ND	ND	ND	ND	ND	ND
672	23-2093	Title Examiners, Abstractors, & Searchers	Moderate-Term On-the-Job Training	189	186	-3	-1.6%	$12.54	$26,080	142%
673	45-4021	Fallers	Moderate-Term On-the-Job Training	ND	ND	ND	ND	$14.31	$29,760	162%
674	27-4011	Audio & Video Equip. Technicians	Long-Term On-the-Job Training	29	26	-3	-10.3%	$8.37	$17,420	95%
675	43-9041	Insurance Claims & Policy Processing Clerks	Moderate-Term On-the-Job Training	277	274	-3	-1.1%	$10.50	$21,850	119%

Table A.1: Long-Term Projected Occupational Growth in Wyoming by Highest Net Growth, 2000 and 2010 (Continued)

Rank	SOC[a] Code and Occupation Title		Typical Education Requirements[b]	Employment 2000	Projected 2010	Change Number	Change Percent	2001 Average Wage Hourly	Annual	% of Poverty[c]
676	17-2131	Materials Engineers	Bachelor's Degree	23	20	-3	-13.0%	$31.88	$66,300	360%
677	47-5061	Roof Bolters, Mining	Moderate-Term On-the-Job Training	ND	ND	ND	ND	ND	ND	ND
678	19-4011	Agricultural & Food Science Technicians	Associate's Degree	ND	ND	ND	ND	ND	ND	ND
679	27-2012	Producers & Directors	Bachelor's Degree Plus Exp.	ND	ND	ND	ND	ND	ND	ND
680	51-4194	Tool Grinders, Filers, & Sharpeners	Moderate-Term On-the-Job Training	17	14	-3	-17.6%	$15.26	$31,740	173%
681	13-1031	Claims Adjusters, Examiners, & Investigators	Long-Term On-the-Job Training	77	74	-3	-3.9%	$21.20	$44,090	240%
682	53-7033	Loading Machine Operators, Underground Mining	Moderate-Term On-the-Job Training	ND	ND	ND	ND	ND	ND	ND
683	17-3099	All Other Drafters, Engineering, & Mapping Technicians	Associate's Degree	212	208	-4	-1.9%	$20.28	$42,180	229%
684	45-2091	Agricultural Equip. Operators	Short-Term On-the-Job Training	25	20	-5	-20.0%	$11.63	$24,190	131%
685	49-9051	Electrical Power-Line Installers & Repairers	Long-Term On-the-Job Training	530	524	-6	-1.1%	$18.47	$38,420	209%
686	43-5111	Weighers, Measurers, Checkers, & Samplers, Recordkeeping	Short-Term On-the-Job Training	85	79	-6	-7.1%	$10.80	$22,460	122%
687	27-4099	Media & Communication Equip. Workers, All Other	Moderate-Term On-the-Job Training	ND	ND	ND	ND	$12.51	$26,020	141%
688	51-9192	Cleaning, Washing, & Metal Pickling Equip. Operators & Tenders	Moderate-Term On-the-Job Training	ND	ND	ND	ND	ND	ND	ND
689	49-2095	Electrical & Electronics Repairers, Powerhouse, Substation, & Relay	Postsecondary Vocational Training	94	86	-8	-8.5%	$24.58	$51,130	278%
690	51-8012	Power Distributors & Dispatchers	Long-Term On-the-Job Training	56	48	-8	-14.3%	$22.24	$46,260	251%
691	13-2053	Insurance Underwriters	Bachelor's Degree	47	39	-8	-17.0%	$19.64	$40,840	222%
692	19-4041	Geological & Petroleum Technicians	Associate's Degree	ND	ND	ND	ND	$19.58	$40,730	221%
693	51-3093	Food Cooking Machine Operators & Tenders	Short-Term On-the-Job Training	ND	ND	ND	ND	ND	ND	ND
694	47-5041	Continuous Mining Machine Operators	Moderate-Term On-the-Job Training	65	56	-9	-13.8%	$21.80	$45,350	246%
695	45-2041	Graders & Sorters, Agricultural Products	Exp. in a Related Occupation	ND	ND	ND	ND	ND	ND	ND
696	51-9032	Cutting & Slicing Machine Setters, Oper., & Tenders	Moderate-Term On-the-Job Training	50	39	-11	-22.0%	$10.49	$21,810	119%
697	51-9012	Separating, Filtering, Clarifying, Precipitating, & Still Machine Setters, Oper., & Tenders	Moderate-Term On-the-Job Training	219	208	-11	-5.0%	$19.04	$39,610	215%
698	15-1099	Computer Specialists, All Other	Postsecondary Vocational Training	192	179	-13	-6.8%	$19.12	$39,760	216%
699	51-4191	Heat Treating Equip. Setters, Oper., & Tenders, Metal & Plastic	Moderate-Term On-the-Job Training	ND	ND	ND	ND	ND	ND	ND
700	53-7063	Machine Feeders & Offbearers	Short-Term On-the-Job Training	ND	ND	ND	ND	ND	ND	ND
701	51-9023	Mixing & Blending Machine Setters, Oper., & Tenders	Moderate-Term On-the-Job Training	125	107	-18	-14.4%	$13.69	$28,480	155%
702	49-9041	Industrial Machinery Mechanics	Long-Term On-the-Job Training	964	946	-18	-1.9%	$22.05	$45,870	249%
703	45-4022	Logging Equip. Operators	Moderate-Term On-the-Job Training	80	60	-20	-25.0%	$15.13	$31,480	171%
704	51-7042	Woodworking Machine Setters, Oper., & Tenders, Except Sawing	Moderate-Term On-the-Job Training	100	80	-20	-20.0%	$9.12	$18,980	103%
705	51-4033	Grinding, Lapping, Polishing, & Buffing Machine Tool Setters, Oper., & Tenders, Metal & Plastic	Moderate-Term On-the-Job Training	110	90	-20	-18.2%	$8.58	$17,850	97%
706	51-7041	Sawing Machine Setters, Oper., & Tenders, Wood	Moderate-Term On-the-Job Training	107	86	-21	-19.6%	$13.08	$27,200	148%
707	51-9051	Furnace, Kiln, Oven, Drier, & Kettle Operators & Tenders	Moderate-Term On-the-Job Training	122	98	-24	-19.7%	$18.78	$39,060	212%
708	53-3099	Motor Vehicle Operators, All Other	Short-Term On-the-Job Training	172	141	-31	-18.0%	$14.59	$30,350	165%

Table A.1: Long-Term Projected Occupational Growth in Wyoming by Highest Net Growth, 2000 and 2010 (Continued)

Rank	SOC[a] Code and Occupation Title		Typical Education Requirements[b]	Employment 2000	Projected 2010	Change Number	Change Percent	2001 Average Wage Hourly	Annual	% of Poverty[c]
709	51-9111	Packaging & Filling Machine Operators & Tenders	Short-Term On-the-Job Training	354	315	-39	-11.0%	$11.90	$24,750	135%
710	51-8013	Power Plant Operators	Long-Term On-The-Job Training	244	205	-39	-15.9%	$24.42	$50,790	276%
711	51-8091	Chemical Plant & System Operators	Long-Term On-The-Job Training	ND	ND	ND	ND	ND	ND	ND
		Total		**217,507**	**250,130**	**32,623**	**15.0%**	**$13.76**	**$28,806**	**157%**

[a]Standard Occupational Classification.
[b]As determined by the U.S. Department of Labor, Bureau of Labor Statistics.
[c]Based on $18,400 annually for a family of four (100% of the 2003 federal poverty guideline).
NA - No hourly wage available; annual only.
ND - Not disclosable due to confidentiality of information.

Table A.2: Long-Term Projected Occupational Growth in Wyoming by Occupational Title, 2000 and 2010

SOC[a] Code	Occupation Title	Typical Education Requirements[b]	Employment 2000	Projected 2010	Change Number	Change Percent	2001 Average Wage Hourly	Annual	% of Poverty[c]
13-2011	Accountants & Auditors	Bachelor's Degree	1,125	1,382	257	22.8%	$21.12	$43,940	239%
27-2011	Actors	Long-Term On-the-Job Training	ND	ND	ND	ND	ND	ND	ND
23-1021	Administrative Law Judges, Adjudicators, & Hearing Officers	Bachelor's Degree Plus Exp.	47	49	2	4.3%	$19.23	$39,990	217%
11-3011	Administrative Services Managers	Bachelor's Degree Plus Exp.	601	703	102	17.0%	$20.09	$41,790	227%
25-3011	Adult Literacy, Remedial Ed., & GED Teachers & Instructors	Bachelor's Degree	ND	ND	ND	ND	$13.38	$27,830	151%
11-2011	Advertising & Promotions Managers	Bachelor's Degree Plus Exp.	103	115	12	11.7%	$18.33	$38,130	207%
41-3011	Advertising Sales Agents	Moderate-Term On-the-Job Training	291	308	17	5.8%	$11.82	$24,570	134%
17-2011	Aerospace Engineers	Bachelor's Degree	ND	ND	ND	ND	ND	ND	ND
13-1011	Agents & Business Managers of Artists, Performers, & Athletes	Bachelor's Degree Plus Exp.	ND	ND	ND	ND	ND	ND	ND
19-4011	Agricultural & Food Science Technicians	Associate's Degree	ND	ND	ND	ND	ND	ND	ND
19-1010	Agricultural & Food Scientists	Bachelor's Degree	39	50	11	28.2%	$19.24	$40,030	218%
17-2021	Agricultural Engineers	Bachelor's Degree	ND	ND	ND	ND	ND	ND	ND
45-2091	Agricultural Equip. Operators	Short-Term On-the-Job Training	25	20	-5	-20.0%	$11.63	$24,190	131%
45-2011	Agricultural Inspectors	Exp. in a Related Occupation	ND	ND	ND	ND	ND	ND	ND
25-1041	Agricultural Sciences Teachers, Postsecondary	Doctoral Degree	77	77	0	0.0%	NA	$61,050	332%
53-2021	Air Traffic Controllers	Long-Term On-the-Job Training	ND	ND	ND	ND	ND	ND	ND
53-1011	Aircraft Cargo Handling Supervisors	Exp. in a Related Occupation	ND	ND	ND	ND	ND	ND	ND
49-3011	Aircraft Mechanics & Service Technicians	Postsecondary Vocational Training	135	156	21	15.6%	$18.35	$38,170	207%
51-2011	Aircraft Structure, Surfaces, Rigging, & Systems Assemblers	Long-Term On-the-Job Training	ND	ND	ND	ND	ND	ND	ND
53-2011	Airline Pilots, Copilots, & Flight Engineers	Bachelor's Degree	40	45	5	12.5%	NA	$54,170	294%
53-2099	All Other Air Transportation Workers	Moderate-Term On-the-Job Training	42	51	9	21.4%	$12.60	$26,200	142%
27-1099	All Other Art & Design Workers	Bachelor's Degree	44	52	8	18.2%	$14.05	$29,210	159%
37-9099	All Other Bldg. & Grounds Cleaning & Mainten. Workers	Short-Term On-the-Job Training	186	237	51	27.4%	$8.75	$18,190	99%
47-4999	All Other Construction Trades & Related Workers	Moderate-Term On-the-Job Training	102	125	23	22.5%	$13.08	$27,200	148%
21-9099	All Other Counselors, Social & Religious Workers	Bachelor's Degree	565	650	85	15.0%	$16.12	$33,540	182%
17-3099	All Other Drafters, Engineering, & Mapping Technicians	Associate's Degree	212	208	-4	-1.9%	$20.28	$42,180	229%
49-2099	All Other Electrical & Electr. Equip. Mechanics, Install., & Repairers	Postsecondary Vocational Training	71	91	20	28.2%	$22.09	$45,950	250%
43-4999	All Other Financial, Information, & Record Clerks	Short-Term On-the-Job Training	550	609	59	10.7%	$13.56	$28,210	153%
51-3099	All Other Food Processing Workers	Short-Term On-the-Job Training	42	51	9	21.4%	$8.31	$17,290	94%
39-3199	All Other Gaming Workers	Moderate-Term On-the-Job Training	62	73	11	17.7%	$8.97	$18,650	101%
23-9099	All Other Legal & Related Workers	Bachelor's Degree	75	90	15	20.0%	$16.79	$34,910	190%
43-5199	All Other Material Recording, Scheduling, Dispatching, & Distributing Workers	Short-Term On-the-Job Training	45	44	-1	-2.2%	$12.16	$25,290	137%
51-5099	All Other Printing Workers	Moderate-Term On-the-Job Training	ND	ND	ND	ND	ND	ND	ND
43-9999	All Other Secretaries, Admin. Asst., & Other Office Supp. Workers	Short-Term On-the-Job Training	403	459	56	13.9%	$10.08	$20,970	114%
25-3999	All Other Teachers, Primary, Secondary, & Adult	Bachelor's Degree	1,192	1,271	79	6.6%	NA	$29,260	159%
49-3099	All Other Vehicle & Mobile Equip. Mechanics, Install., & Repairers	Moderate-Term On-the-Job Training	91	95	4	4.4%	$13.78	$28,670	156%

Table A.2: Long-Term Projected Occupational Growth in Wyoming by Occupational Title, 2000 and 2010 (Continued)

SOC[a] Code and Occupation Title		Typical Education Requirements[b]	Employment 2000	Projected 2010	Change Number	Change Percent	2001 Average Wage Hourly	Annual	% of Poverty[c]
53-5099	All Other Water Transportation Workers	Short-Term On-the-Job Training	ND	ND	ND	ND	ND	ND	ND
53-3011	Ambulance Drivers & Attend., Except Emrgncy. Med. Techs.	Moderate-Term On-the-Job Training	83	98	15	18.1%	$10.27	$21,370	116%
39-3091	Amusement & Recreation Attendants	Short-Term On-the-Job Training	557	657	100	18.0%	$7.94	$16,520	90%
29-1061	Anesthesiologists	First Professional Degree	ND	ND	ND	ND	ND	ND	ND
33-9011	Animal Control Workers	Moderate-Term On-the-Job Training	35	45	10	28.6%	$10.63	$22,110	120%
39-2011	Animal Trainers	Moderate-Term On-the-Job Training	ND	ND	ND	ND	ND	ND	ND
27-3010	Announcers	Long-Term On-the-Job Training	144	143	-1	-0.7%	$10.12	$21,060	114%
19-3091	Anthropologists & Archeologists	Master's Degree	111	156	45	40.5%	$17.13	$35,630	194%
25-1061	Anthropology & Archeology Teachers, Postsecondary	Doctoral Degree	14	14	0	0.0%	NA	$59,240	322%
13-2021	Appraisers & Assessors of Real Estate	Postsecondary Vocational Training	146	152	6	4.1%	$17.32	$36,020	196%
23-1022	Arbitrators, Mediators, & Conciliators	Bachelor's Degree Plus Exp.	ND	ND	ND	ND	ND	ND	ND
17-1011	Architects, Except Landscape & Naval	Bachelor's Degree	19	30	11	57.9%	$20.49	$42,620	232%
17-3011	Architectural & Civil Drafters	Postsecondary Vocational Training	84	125	41	48.8%	$14.11	$29,340	159%
25-1031	Architecture Teachers, Postsecondary	Doctoral Degree	ND	ND	ND	ND	ND	ND	ND
25-4010	Archivists, Curators, & Museum Technicians	Master's Degree	74	91	17	23.0%	$15.69	$32,630	177%
25-1062	Area, Ethnic, & Cultural Studies Teachers, Postsecondary	Doctoral Degree	ND	ND	ND	ND	ND	ND	ND
27-1011	Art Directors	Bachelor's Degree Plus Exp.	ND	ND	ND	ND	ND	ND	ND
25-1121	Art, Drama, & Music Teachers, Postsecondary	Doctoral Degree	105	111	6	5.7%	NA	$45,660	248%
51-2099	Assemblers & Fabricators, All Other	Moderate-Term On-the-Job Training	138	170	32	23.2%	$8.92	$18,560	101%
27-2021	Athletes & Sports Competitors	Long-Term On-the-Job Training	ND	ND	ND	ND	ND	ND	ND
29-9091	Athletic Trainers	Bachelor's Degree	16	18	2	12.5%	NA	$36,330	197%
19-2021	Atmospheric & Space Scientists	Bachelor's Degree	36	56	20	55.6%	$22.59	$46,980	255%
25-1051	Atmospheric, Earth, Marine, & Space Sciences Teachers, Postsecondary	Doctoral Degree	ND	ND	ND	ND	ND	ND	ND
27-4011	Audio & Video Equip. Technicians	Long-Term On-the-Job Training	29	26	-3	-10.3%	$8.37	$17,420	95%
29-1121	Audiologists	Master's Degree	ND	ND	ND	ND	$22.82	$47,460	258%
25-9011	Audio-Visual Collections Specialists	Moderate-Term On-the-Job Training	13	14	1	7.7%	$17.06	$35,490	193%
49-3021	Automotive Body & Related Repairers	Long-Term On-the-Job Training	318	402	84	26.4%	$14.13	$29,400	160%
49-3022	Automotive Glass Installers & Repairers	Long-Term On-the-Job Training	ND	ND	ND	ND	ND	ND	ND
49-3023	Automotive Service Technicians & Mechanics	Postsecondary Vocational Training	1,491	1,793	302	20.3%	$12.61	$26,230	143%
49-2091	Avionics Technicians	Postsecondary Vocational Training	ND	ND	ND	ND	ND	ND	ND
39-6011	Baggage Porters & Bellhops	Short-Term On-the-Job Training	91	107	16	17.6%	$7.62	$15,840	86%
33-3011	Bailiffs	Moderate-Term On-the-Job Training	ND	ND	ND	ND	ND	ND	ND
51-3011	Bakers	Long-Term On-the-Job Training	402	418	16	4.0%	$9.80	$20,390	111%
39-5011	Barbers	Postsecondary Vocational Training	ND	ND	ND	ND	ND	ND	ND
35-3011	Bartenders	Short-Term On-the-Job Training	1,616	1,804	188	11.6%	$7.35	$15,280	83%
49-3091	Bicycle Repairers	Moderate-Term On-the-Job Training	31	35	4	12.9%	$8.49	$17,660	96%
43-3011	Bill & Account Collectors	Short-Term On-the-Job Training	333	408	75	22.5%	$11.09	$23,070	125%
43-3021	Billing & Posting Clerks & Machine Operators	Short-Term On-the-Job Training	651	739	88	13.5%	$10.84	$22,560	123%
51-5011	Bindery Workers	Moderate-Term On-the-Job Training	57	57	0	0.0%	$8.51	$17,700	96%

Table A.2: Long-Term Projected Occupational Growth in Wyoming by Occupational Title, 2000 and 2010 (Continued)

SOC[a] Code and Occupation Title		Typical Education Requirements[b]	Employment 2000	Projected 2010	Change Number	Change Percent	2001 Average Wage Hourly	Annual	% of Poverty[c]
25-1042	Biological Science Teachers, Postsecondary	Doctoral Degree	59	62	3	5.1%	NA	$54,570	297%
19-4021	Biological Technicians	Associate's Degree	81	93	12	14.8%	$13.52	$28,120	153%
17-2031	Biomedical Engineers	Bachelor's Degree	ND	ND	ND	ND	ND	ND	ND
47-2011	Boilermakers	Long-Term On-the-Job Training	ND	ND	ND	ND	ND	ND	ND
51-5012	Bookbinders	Moderate-Term On-the-Job Training	ND	ND	ND	ND	ND	ND	ND
43-3031	Bookkeeping, Accounting, & Auditing Clerks	Moderate-Term On-the-Job Training	3,951	4,733	782	19.8%	$10.68	$22,220	121%
47-2021	Brickmasons & Blockmasons	Long-Term On-the-Job Training	137	161	24	17.5%	$18.10	$37,650	205%
27-4012	Broadcast Technicians	Postsecondary Vocational Training	ND	ND	ND	ND	ND	ND	ND
43-4011	Brokerage Clerks	Moderate-Term On-The-Job Training	26	28	2	7.7%	$11.42	$23,760	129%
13-2031	Budget Analysts	Bachelor's Degree	61	67	6	9.8%	$22.19	$46,160	251%
49-3031	Bus & Truck Mechanics & Diesel Engine Specialists	Postsecondary Vocational Training	824	957	133	16.1%	$16.24	$33,790	184%
53-3022	Bus Drivers, School	Short-Term On-the-Job Training	996	1,109	113	11.3%	$9.61	$19,990	109%
53-3021	Bus Drivers, Transit & Intercity	Moderate-Term On-the-Job Training	468	539	71	15.2%	$10.62	$22,100	120%
13-1199	Business Operations Specialists, All Other	Bachelor's Degree	1,164	1,268	104	8.9%	$20.82	$43,320	235%
25-1011	Business Teachers, Postsecondary	Doctoral Degree	94	101	7	7.4%	NA	$52,440	285%
51-3021	Butchers & Meat Cutters	Long-Term On-the-Job Training	285	310	25	8.8%	$12.14	$25,240	137%
51-7011	Cabinetmakers & Bench Carpenters	Long-Term On-the-Job Training	231	305	74	32.0%	$13.39	$27,860	151%
49-9061	Camera & Photographic Equip. Repairers	Moderate-Term On-the-Job Training	ND	ND	ND	ND	ND	ND	ND
27-4031	Camera Operators, Television, Video, & Motion Picture	Moderate-Term On-the-Job Training	16	17	1	6.3%	$8.77	$18,250	99%
29-2031	Cardiovascular Technologists & Technicians	Associate's Degree	ND	ND	ND	ND	ND	ND	ND
43-5011	Cargo & Freight Agents	Moderate-Term On-the-Job Training	ND	ND	ND	ND	ND	ND	ND
47-2031	Carpenters	Long-Term On-the-Job Training	1,943	2,263	320	16.5%	$17.26	$35,900	195%
47-2041	Carpet Installers	Moderate-Term On-the-Job Training	42	52	10	23.8%	$13.31	$27,690	150%
17-1021	Cartographers & Photogrammetrists	Bachelor's Degree	ND	ND	ND	ND	ND	ND	ND
41-2011	Cashiers	Short-Term On-the-Job Training	5,516	6,202	686	12.4%	$7.41	$15,410	84%
47-2051	Cement Masons & Concrete Finishers	Long-Term On-the-Job Training	490	565	75	15.3%	$13.55	$28,180	153%
51-9191	Cementing & Gluing Machine Operators & Tenders	Moderate-Term On-the-Job Training	ND	ND	ND	ND	ND	ND	ND
35-1011	Chefs & Head Cooks	Postsecondary Vocational Training	655	738	83	12.7%	$10.98	$22,840	124%
17-2041	Chemical Engineers	Bachelor's Degree	66	71	5	7.6%	$31.82	$66,180	360%
51-9011	Chemical Equip. Operators & Tenders	Moderate-Term On-the-Job Training	31	36	5	16.1%	$12.66	$26,330	143%
51-8091	Chemical Plant & System Operators	Long-Term On-the-Job Training	ND	ND	ND	ND	ND	ND	ND
19-4031	Chemical Technicians	Associate's Degree	201	279	78	38.8%	$12.87	$26,770	145%
25-1052	Chemistry Teachers, Postsecondary	Doctoral Degree	31	33	2	6.5%	NA	$59,710	325%
19-2031	Chemists	Bachelor's Degree	119	131	12	10.1%	$21.22	$44,140	240%
11-1011	Chief Executives	Bachelor's Degree Plus Exp.	481	557	76	15.8%	$36.82	$76,590	416%
39-9011	Child Care Workers	Short-Term On-the-Job Training	1,343	1,857	514	38.3%	$7.28	$15,140	82%
21-1021	Child, Family, & School Social Workers	Bachelor's Degree	263	356	93	35.4%	$12.65	$26,300	143%
29-1011	Chiropractors	First Professinal Degree	56	69	13	23.2%	$23.57	$49,030	266%
27-2032	Choreographers	Exp. in a Related Occupation	34	43	9	26.5%	$12.75	$26,520	144%
17-3022	Civil Engineering Technicians	Associate's Degree	136	203	67	49.3%	$15.16	$31,520	171%

Table A.2: Long-Term Projected Occupational Growth in Wyoming by Occupational Title, 2000 and 2010 (Continued)

SOC[a] Code and Occupation Title		Typical Education Requirements[b]	Employment 2000	Projected 2010	Change Number	Change Percent	2001 Average Wage Hourly	Annual	% of Poverty[c]
17-2051	Civil Engineers	Bachelor's Degree	439	605	166	37.8%	$23.72	$49,330	268%
13-1031	Claims Adjusters, Examiners, & Investigators	Long-Term On-the-Job Training	77	74	-3	-3.9%	$21.20	$44,090	240%
53-7061	Cleaners of Vehicles & Equip.	Short-Term On-the-Job Training	338	428	90	26.6%	$8.35	$17,370	94%
51-9192	Cleaning, Washing, & Metal Pickling Equip. Operators & Tenders	Moderate-Term On-the-Job Training	ND	ND	ND	ND	ND	ND	ND
21-2011	Clergy	First Professional Degree	15	17	2	13.3%	$19.99	$41,580	226%
19-3031	Clinical, Counseling, & School Psychologists	Bachelor's Degree	190	225	35	18.4%	$22.94	$47,720	259%
27-2022	Coaches & Scouts	Long-Term On-the-Job Training	ND	ND	ND	ND	NA	$19,860	108%
51-9121	Coating, Painting, & Spraying Machine Setters, Oper., & Tenders	Moderate-Term On-the-Job Training	25	30	5	20.0%	$10.53	$21,900	119%
51-2021	Coil Winders, Tapers, & Finishers	Short-Term On-the-Job Training	ND	ND	ND	ND	ND	ND	ND
49-9091	Coin, Vending, & Amusement Machine Servicers & Repairers	Moderate-Term On-the-Job Training	ND	ND	ND	ND	$9.02	$18,760	102%
35-3021	Combined Food Prep. & Serving Workers, Incl. Fast Food	Short-Term On-the-Job Training	5,847	6,398	551	9.4%	$6.43	$13,380	73%
27-1021	Commercial & Industrial Designers	Bachelor's Degree	16	19	3	18.8%	$18.60	$38,700	210%
53-2012	Commercial Pilots	Postsecondary Vocational Training	51	60	9	17.6%	NA	$44,150	240%
43-2099	Communications Equip. Operators, All Other	Short-Term On-the-Job Training	9	10	1	11.1%	$11.40	$23,720	129%
25-1122	Communications Teachers, Postsecondary	Doctoral Degree	44	46	2	4.5%	NA	$46,470	253%
13-1072	Compensation, Benefits, & Job Analysis Specialists	Bachelor's Degree	28	30	2	7.1%	$24.19	$50,320	273%
13-1041	Compliance Officers, Except Agriculture, Construction, Health & Safety, & Transportation	Long-Term On-the-Job Training	164	166	2	1.2%	$20.32	$42,260	230%
15-1011	Computer & Information Scientists, Research	Doctoral Degree	ND	ND	ND	ND	ND	ND	ND
11-3021	Computer & Information Systems Managers	Bachelor's Degree Plus Exp.	227	245	18	7.9%	$24.34	$50,630	275%
17-2061	Computer Hardware Engineers	Bachelor's Degree	17	16	-1	-5.9%	$28.73	$59,760	325%
43-9011	Computer Operators	Moderate-Term On-the-Job Training	283	336	53	18.7%	$12.16	$25,290	137%
15-1021	Computer Programmers	Bachelor's Degree	281	331	50	17.8%	$20.01	$41,620	226%
25-1021	Computer Science Teachers, Postsecondary	Doctoral Degree	35	38	3	8.6%	NA	$54,400	296%
15-1031	Computer Software Engineers, Applications	Bachelor's Degree	120	128	8	6.7%	$26.00	$54,090	294%
15-1032	Computer Software Engineers, Systems Software	Bachelor's Degree	38	39	1	2.6%	$21.38	$44,480	242%
15-1099	Computer Specialists, All Other	Postsecondary Vocational Training	192	179	-13	-6.8%	$19.12	$39,760	216%
15-1041	Computer Support Specialists	Associate's Degree	606	646	40	6.6%	$13.98	$29,080	158%
15-1051	Computer Systems Analysts	Bachelor's Degree	195	217	22	11.3%	$21.94	$45,630	248%
49-2011	Computer, Automated Teller, & Office Machine Repairers	Postsecondary Vocational Training	188	252	64	34.0%	$14.35	$29,850	162%
51-4011	Computer-Controlled Machine Tool Operators, Metal & Plastic	Long-Term On-the-Job Training	ND	ND	ND	ND	ND	ND	ND
39-6012	Concierges	Exp. in a Related Occupation	ND	ND	ND	ND	$9.94	$20,670	112%
19-1031	Conservation Scientists	Bachelor's Degree	245	261	16	6.5%	$23.61	$49,120	267%
47-4011	Construction & Building Inspectors	Exp. in a Related Occupation	67	76	9	13.4%	$18.20	$37,850	206%
47-2061	Construction Laborers	Moderate-Term On-the-Job Training	2,377	2,591	214	9.0%	$10.87	$22,600	123%
11-9021	Construction Managers	Bachelor's Degree	510	603	93	18.2%	$25.90	$53,870	293%
47-5041	Continuous Mining Machine Operators	Moderate-Term On-the-Job Training	65	56	-9	-13.8%	$21.80	$45,350	246%
49-9012	Control & Valve Install. & Repairers, Except Mech. Door	Moderate-Term On-the-Job Training	71	82	11	15.5%	$19.72	$41,010	223%

Table A.2: Long-Term Projected Occupational Growth in Wyoming by Occupational Title, 2000 and 2010 (Continued)

SOC[a] Code and Occupation Title		Typical Education Requirements[b]	Employment 2000	Projected 2010	Change Number	Change Percent	2001 Average Wage Hourly	Annual	% of Poverty[c]
53-7011	Conveyor Operators & Tenders	Short-Term On-the-Job Training	149	153	4	2.7%	$20.87	$43,410	236%
35-2011	Cooks, Fast Food	Short-Term On-the-Job Training	ND	ND	ND	ND	$5.98	$12,450	68%
35-2012	Cooks, Institution & Cafeteria	Long-Term On-the-Job Training	1,199	1,406	207	17.3%	$8.17	$17,000	92%
35-2014	Cooks, Restaurant	Long-Term On-the-Job Training	1,540	1,768	228	14.8%	$8.60	$17,890	97%
35-2015	Cooks, Short Order	Short-Term On-the-Job Training	389	448	59	15.2%	$7.69	$15,990	87%
33-3012	Correctional Officers & Jailers	Moderate-Term On-the-Job Training	560	627	67	12.0%	$13.68	$28,460	155%
43-4021	Correspondence Clerks	Short-Term On-the-Job Training	ND	ND	ND	ND	ND	ND	ND
13-1051	Cost Estimators	Bachelor's Degree	311	330	19	6.1%	$22.39	$46,570	253%
41-2021	Counter & Rental Clerks	Short-Term On-the-Job Training	629	752	123	19.6%	$8.10	$16,840	92%
35-3022	Counter Attend., Cafeteria, Food Concession, & Coffee Shop	Short-Term On-the-Job Training	757	831	74	9.8%	$6.77	$14,080	77%
43-5021	Couriers & Messengers	Short-Term On-the-Job Training	ND	ND	ND	ND	$8.20	$17,060	93%
23-2091	Court Reporters	Postsecondary Vocational Training	ND	ND	ND	ND	ND	ND	ND
43-4031	Court, Municipal, & License Clerks	Short-Term On-the-Job Training	221	247	26	11.8%	$11.22	$23,340	127%
53-7021	Crane & Tower Operators	Moderate-Term On-the-Job Training	66	81	15	22.7%	$20.20	$42,010	228%
13-2041	Credit Analysts	Bachelor's Degree	16	15	-1	-6.3%	$17.86	$37,150	202%
43-4041	Credit Authorizers, Checkers, & Clerks	Short-Term On-the-Job Training	45	53	8	17.8%	$12.64	$26,290	143%
25-1111	Criminal Justice & Law Enforcement Teachers, Postsecondary	Doctoral Degree	13	14	1	7.7%	NA	$56,380	306%
33-9091	Crossing Guards	Short-Term On-the-Job Training	68	81	13	19.1%	$9.25	$19,240	105%
51-9021	Crushing, Grinding, & Polishing Machine Setters, Oper., & Tenders	Moderate-Term On-the-Job Training	239	260	21	8.8%	$20.41	$42,450	231%
43-4051	Customer Service Representatives	Moderate-Term On-the-Job Training	949	1,073	124	13.1%	$10.52	$21,880	119%
51-9032	Cutting & Slicing Machine Setters, Oper., & Tenders	Moderate-Term On-the-Job Training	50	39	-11	-22.0%	$10.49	$21,810	119%
51-4031	Cutting, Punching, & Press Machine Setters, Oper., & Tenders, Metal & Plastic	Moderate-Term On-the-Job Training	114	151	37	32.5%	$10.65	$22,140	120%
43-9021	Data Entry Keyers	Moderate-Term On-the-Job Training	250	314	64	25.6%	$8.62	$17,930	97%
15-1061	Database Administrators	Bachelor's Degree	46	51	5	10.9%	$19.65	$40,880	222%
41-9011	Demonstrators & Product Promoters	Moderate-Term On-the-Job Training	63	80	17	27.0%	$9.12	$18,980	103%
31-9091	Dental Assistants	Moderate-Term On-the-Job Training	454	545	91	20.0%	$10.87	$22,610	123%
29-2021	Dental Hygienists	Associate's Degree	297	361	64	21.5%	$23.69	$49,270	268%
51-9081	Dental Laboratory Technicians	Long-Term On-the-Job Training	27	32	5	18.5%	$11.61	$24,160	131%
29-1020	Dentists	First Professional Degree	111	131	20	18.0%	$52.73	$109,690	596%
47-5011	Derrick Operators, Oil & Gas	Moderate-Term On-the-Job Training	271	319	48	17.7%	$17.14	$35,650	194%
43-9031	Desktop Publishers	Postsecondary Vocational Training	ND	ND	ND	ND	$11.79	$24,510	133%
33-3021	Detectives & Criminal Investigators	Exp. in a Related Occupation	96	107	11	11.5%	$20.93	$43,520	237%
29-2032	Diagnostic Medical Sonographers	Associate's Degree	35	42	7	20.0%	$21.27	$44,230	240%
29-2051	Dietetic Technicians	Moderate-Term On-the-Job Training	ND	ND	ND	ND	ND	ND	ND
29-1031	Dietitians & Nutritionists	Bachelor's Degree	60	71	11	18.3%	$19.47	$40,510	220%
35-9011	Dining Room & Cafeteria Attendants & Bartender Helpers	Short-Term On-the-Job Training	698	800	102	14.6%	$6.55	$13,630	74%
35-9021	Dishwashers	Short-Term On-the-Job Training	1,288	1,469	181	14.1%	$6.65	$13,830	75%
43-5032	Dispatchers, Except Police, Fire, & Ambulance	Moderate-Term On-the-Job Training	309	357	48	15.5%	$14.99	$31,180	169%

Table A.2: Long-Term Projected Occupational Growth in Wyoming by Occupational Title, 2000 and 2010 (Continued)

SOC[a] Code and Occupation Title		Typical Education Requirements[b]	Employment 2000	Projected 2010	Change Number	Change Percent	2001 Average Wage Hourly	Annual	% of Poverty[c]
41-9091	Door-To-Door Sales Workers, News & Street Vendors, & Related Workers	Short-Term On-the-Job Training	15	14	-1	-6.7%	$13.87	$28,850	157%
51-4032	Drilling & Boring Machine Tool Setters, Oper., & Tenders, Metal & Plastic	Moderate-Term On-the-Job Training	ND	ND	ND	ND	ND	ND	ND
53-3031	Driver/Sales Workers	Short-Term On-the-Job Training	1,041	1,168	127	12.2%	$10.47	$21,770	118%
47-2081	Drywall & Ceiling Tile Installers	Moderate-Term On-the-Job Training	ND	ND	ND	ND	$13.69	$28,480	155%
47-5021	Earth Drillers, Except Oil & Gas	Moderate-Term On-the-Job Training	242	251	9	3.7%	$16.94	$35,240	192%
25-1063	Economics Teachers, Postsecondary	Doctoral Degree	21	21	0	0.0%	NA	$82,900	451%
19-3011	Economists	Bachelor's Degree	39	46	7	17.9%	$22.43	$46,660	254%
27-3041	Editors	Bachelor's Degree	98	102	4	4.1%	$14.57	$30,300	165%
11-9032	Education Administrators, Elementary & Secondary School	Bachelor's Degree Plus Exp.	402	437	35	8.7%	NA	$57,440	312%
11-9033	Education Administrators, Postsecondary	Bachelor's Degree Plus Exp.	188	201	13	6.9%	$32.59	$67,780	368%
11-9031	Education Administrators, Preschool & Child Care Center/Program	Bachelor's Degree Plus Exp.	60	82	22	36.7%	$16.27	$33,840	184%
25-1081	Education Teachers, Postsecondary	Doctoral Degree	55	57	2	3.6%	NA	$52,290	284%
21-1012	Educational, Vocational, & School Counselors	Master's Degree	383	420	37	9.7%	$18.25	$37,960	206%
49-2092	Electric Motor, Power Tool, & Related Repairers	Postsecondary Vocational Training	70	117	47	67.1%	$14.53	$30,220	164%
17-3023	Electrical & Electronic Engineering Technicians	Associate's Degree	123	132	9	7.3%	$19.76	$41,110	223%
51-2022	Electrical & Electronic Equip. Assemblers	Short-Term On-the-Job Training	44	44	0	0.0%	$13.31	$27,690	150%
17-3012	Electrical & Electronics Drafters	Postsecondary Vocational Training	28	29	1	3.6%	$19.27	$40,080	218%
49-2093	Electrical & Electronics Installers & Repairers, Trans. Equip.	Postsecondary Vocational Training	20	24	4	20.0%	$16.58	$34,490	187%
49-2094	Electrical & Electronics Repairers, Comm. & Industrl. Equip.	Postsecondary Vocational Training	118	123	5	4.2%	$24.17	$50,280	273%
49-2095	Electrical & Electronics Repairers, Powerhouse, Substation, & Relay	Postsecondary Vocational Training	94	86	-8	-8.5%	$24.58	$51,130	278%
17-2071	Electrical Engineers	Bachelor's Degree	112	128	16	14.3%	$30.42	$63,270	344%
49-9051	Electrical Power-Line Installers & Repairers	Long-Term On-the-Job Training	530	524	-6	-1.1%	$18.47	$38,420	209%
47-2111	Electricians	Long-Term On-the-Job Training	1,498	1,695	197	13.2%	$18.63	$38,750	211%
17-3024	Electro-Mechanical Technicians	Associate's Degree	17	16	-1	-5.9%	$19.47	$40,500	220%
49-2096	Electronic Equip. Installers & Repairers, Motor Vehicles	Postsecondary Vocational Training	ND	ND	ND	ND	$13.05	$27,140	148%
49-2097	Elec. Home Entertainment Equip. Installers & Repairers	Postsecondary Vocational Training	32	40	8	25.0%	$14.05	$29,210	159%
17-2072	Electronics Engineers, Except Computer	Bachelor's Degree	40	51	11	27.5%	$24.00	$49,910	271%
25-2021	Elementary School Teachers, Except Special Ed.	Bachelor's Degree	2,516	2,770	254	10.1%	NA	$36,270	197%
47-4021	Elevator Installers & Repairers	Long-Term On-the-Job Training	ND	ND	ND	ND	ND	ND	ND
43-4061	Eligibility Interviewers, Government Programs	Moderate-Term On-the-Job Training	224	241	17	7.6%	$17.55	$36,500	198%
39-4011	Embalmers	Postsecondary Vocational Training	ND	ND	ND	ND	ND	ND	ND
13-1061	Emergency Management Specialists	Exp. in a Related Occupation	35	44	9	25.7%	$16.28	$33,860	184%
29-2041	Emrgncy. Med. Techs. & Paramedics	Postsecondary Vocational Training	398	478	80	20.1%	$8.81	$18,320	100%
13-1071	Employment, Recruitment, & Placement Specialists	Bachelor's Degree	192	215	23	12.0%	$15.99	$33,250	181%
51-2031	Engine & Other Machine Assemblers	Short-Term On-the-Job Training	ND	ND	ND	ND	ND	ND	ND
11-9041	Engineering Managers	Bachelor's Degree Plus Exp.	268	283	15	5.6%	$34.82	$72,420	394%

Table A.2: Long-Term Projected Occupational Growth in Wyoming by Occupational Title, 2000 and 2010 (Continued)

SOC[a] Code and Occupation Title		Typical Education Requirements[b]	Employment 2000	Projected 2010	Change Number	Change Percent	2001 Average Wage Hourly	Annual	% of Poverty[c]
25-1032	Engineering Teachers, Postsecondary	Doctoral Degree	47	47	0	0.0%	NA	$75,160	408%
17-2199	Engineers, All Other	Bachelor's Degree	370	388	18	4.9%	$25.70	$53,460	291%
25-1123	English Language & Literature Teachers, Postsecondary	Doctoral Degree	103	111	8	7.8%	NA	$45,220	246%
27-2099	Entertainers & Performers, Sports & Related Workers, All Other	Long-Term On-the-Job Training	ND	ND	ND	ND	ND	ND	ND
17-3025	Environmental Engineering Technicians	Associate's Degree	25	24	-1	-4.0%	$19.95	$41,490	225%
17-2081	Environmental Engineers	Bachelor's Degree	84	105	21	25.0%	$29.46	$61,280	333%
19-4091	Environmental Science & Protection Techs., Incl. Health	Associate's Degree	102	136	34	33.3%	$12.93	$26,890	146%
25-1053	Environmental Science Teachers, Postsecondary	Doctoral Degree	24	23	-1	-4.2%	NA	$63,850	347%
19-2041	Environmental Scientists & Specialists, Incl. Health	Bachelor's Degree	213	230	17	8.0%	$24.94	$51,870	282%
51-9194	Etchers & Engravers	Long-Term On-the-Job Training	ND	ND	ND	ND	$21.13	$43,950	239%
53-7032	Excavating & Loading Machine & Dragline Operators	Moderate-Term On-the-Job Training	957	1,024	67	7.0%	$20.04	$41,680	227%
43-6011	Executive Secretaries & Administrative Assistants	Moderate-Term On-the-Job Training	2,483	2,927	444	17.9%	$13.27	$27,590	150%
47-5031	Explosives Workers, Ordnance Handling Experts, & Blasters	Moderate-Term On-the-Job Training	ND	ND	ND	ND	ND	ND	ND
47-5099	Extraction Workers, All Other	Short-Term On-the-Job Training	378	397	19	5.0%	$14.02	$29,160	158%
51-4021	Extruding & Drawing Machine Setters, Oper., & Tenders, Metal & Plastic	Moderate-Term On-the-Job Training	26	35	9	34.6%	$9.18	$19,090	104%
51-9041	Extruding, Forming, Pressing, & Compacting Machine Setters, Oper., & Tenders	Moderate-Term On-the-Job Training	ND	ND	ND	ND	ND	ND	ND
51-6092	Fabric & Apparel Patternmakers	Long-Term On-the-Job Training	ND	ND	ND	ND	ND	ND	ND
49-9093	Fabric Menders, Except Garment	Moderate-Term On-the-Job Training	ND	ND	ND	ND	ND	ND	ND
45-4021	Fallers	Moderate-Term On-the-Job Training	ND	ND	ND	ND	$14.31	$29,760	162%
29-1062	Family & General Practitioners	First Professional Degree	260	307	47	18.1%	$53.90	$112,120	609%
25-9021	Farm & Home Management Advisors	Bachelor's Degree	101	106	5	5.0%	$19.55	$40,660	221%
49-3041	Farm Equip. Mechanics	Postsecondary Vocational Training	123	140	17	13.8%	$12.92	$26,870	146%
11-9011	Farm, Ranch, & Other Agricultural Managers	Bachelor's Degree Plus Exp.	ND	ND	ND	ND	ND	ND	ND
45-9099	Farm., Fishing, & Forestry Workers, All Other	Moderate-Term On-the-Job Training	ND	ND	ND	ND	ND	ND	ND
45-2092	Farmworkers & Laborers, Crop, Nursery, & Greenhouse	Short-Term On-the-Job Training	137	171	34	24.8%	$10.23	$21,290	116%
45-2093	Farmworkers, Farm & Ranch Animals	Short-Term On-the-Job Training	188	224	36	19.1%	$8.84	$18,380	100%
27-1022	Fashion Designers	Bachelor's Degree	ND	ND	ND	ND	ND	ND	ND
47-4031	Fence Erectors	Moderate-Term On-the-Job Training	41	48	7	17.1%	$10.50	$21,840	119%
51-2091	Fiberglass Laminators & Fabricators	Moderate-Term On-the-Job Training	ND	ND	ND	ND	$9.93	$20,650	112%
43-4071	File Clerks	Short-Term On-the-Job Training	342	408	66	19.3%	$8.27	$17,200	93%
27-4032	Film & Video Editors	Bachelor's Degree	ND	ND	ND	ND	ND	ND	ND
13-2051	Financial Analysts	Bachelor's Degree	32	37	5	15.6%	$25.91	$53,890	293%
13-2061	Financial Examiners	Bachelor's Degree	ND	ND	ND	ND	ND	ND	ND
11-3031	Financial Managers	Bachelor's Degree Plus Exp.	779	875	96	12.3%	$26.86	$55,870	304%
13-2099	Financial Specialists, All Other	Bachelor's Degree	105	114	9	8.6%	$15.18	$31,580	172%
27-1013	Fine Artists, Incl. Painters, Sculptors, & Illustrators	Long-Term On-the-Job Training	ND	ND	ND	ND	ND	ND	ND
33-2011	Fire Fighters	Long-Term On-the-Job Training	765	900	135	17.6%	$14.06	$29,240	159%
33-2021	Fire Inspectors & Investigators	Exp. in a Related Occupation	ND	ND	ND	ND	$21.61	$44,950	244%

Table A.2: Long-Term Projected Occupational Growth in Wyoming by Occupational Title, 2000 and 2010 (Continued)

SOC[a] Code and Occupation Title		Typical Education Requirements[b]	Employment 2000	Projected 2010	Change Number	Change Percent	2001 Average Wage Hourly	Annual	% of Poverty[c]
47-1011	First-Line Sprvsrs./Mgrs. of Constr. Trades & Extract. Workers	Exp. in a Related Occupation	1,569	1,730	161	10.3%	$22.98	$47,790	260%
33-1011	First-Line Sprvsrs./Mgrs. of Correctional Officers	Exp. in a Related Occupation	29	31	2	6.9%	$19.79	$41,160	224%
45-1011	First-Line Sprvsrs./Mgrs. of Farm., Fishing, & Forestry Workers	Exp. in a Related Occupation	43	47	4	9.3%	$16.41	$34,130	185%
33-1021	First-Line Sprvsrs./Mgrs. of Fire Fighting & Prevention Workers	Exp. in a Related Occupation	ND	ND	ND	ND	$23.81	$49,530	269%
35-1012	First-Line Sprvsrs./Mgrs. of Food Prep. & Serv. Workers	Exp. in a Related Occupation	1,505	1,700	195	13.0%	$10.41	$21,650	118%
53-1021	First-Line Sprvsrs./Mgrs. of Helpers, Laborers, & Material Movers, Hand	Exp. in a Related Occupation	244	293	49	20.1%	$16.07	$33,420	182%
37-1011	First-Line Sprvsrs./Mgrs. of Housekeeping & Janit. Workers	Exp. in a Related Occupation	396	458	62	15.7%	$12.15	$25,280	137%
37-1012	First-Line Sprvsrs./Mgrs. of Landscaping, Lawn Service, & Groundskeeping Workers	Exp. in a Related Occupation	210	269	59	28.1%	$15.96	$33,200	180%
49-1011	First-Line Sprvsrs./Mgrs. of Mechanics, Install., & Repairers	Exp. in a Related Occupation	1,086	1,179	93	8.6%	$22.92	$47,670	259%
41-1012	First-Line Sprvsrs./Mgrs. of Non-Retail Sales Workers	Exp. in a Related Occupation	386	459	73	18.9%	$16.86	$35,070	191%
43-1011	First-Line Sprvsrs./Mgrs. of Office & Admin. Support Workers	Exp. in a Related Occupation	1,588	1,829	241	15.2%	$16.13	$33,560	182%
39-1021	First-Line Sprvsrs./Mgrs. of Personal Service Workers	Exp. in a Related Occupation	185	226	41	22.2%	$12.44	$25,880	141%
33-1012	First-Line Sprvsrs./Mgrs. of Police & Detectives	Exp. in a Related Occupation	210	241	31	14.8%	$21.36	$44,430	241%
51-1011	First-Line Sprvsrs./Mgrs. of Production & Operat. Workers	Exp. in a Related Occupation	1,023	1,076	53	5.2%	$23.13	$48,100	261%
41-1011	First-Line Sprvsrs./Mgrs. of Retail Sales Workers	Exp. in a Related Occupation	2,414	2,819	405	16.8%	$13.53	$28,140	153%
53-1031	First-Line Sprvsrs./Mgrs. of Transportation & Material-Moving Machine & Vehicle Operators	Exp. in a Related Occupation	468	552	84	17.9%	$23.29	$48,440	263%
33-1099	First-Line Sprvsrs./Mgrs., Protect. Serv. Workers, All Other	Exp. in a Related Occupation	173	198	25	14.5%	$20.91	$43,490	236%
33-3031	Fish & Game Wardens	Long-Term On-the-Job Training	158	169	11	7.0%	$19.03	$39,580	215%
39-9031	Fitness Trainers & Aerobics Instructors	Postsecondary Vocational Training	607	717	110	18.1%	$10.58	$22,000	120%
47-2042	Floor Layers, Except Carpet, Wood, & Hard Tiles	Moderate-Term On-the-Job Training	ND	ND	ND	ND	$14.10	$29,330	159%
47-2043	Floor Sanders & Finishers	Moderate-Term On-the-Job Training	ND	ND	ND	ND	ND	ND	ND
27-1023	Floral Designers	Moderate-Term On-the-Job Training	148	164	16	10.8%	$7.58	$15,760	86%
51-3091	Food & Tobacco Roasting, Baking, & Drying Machine Operators & Tenders	Short-Term On-the-Job Training	ND	ND	ND	ND	ND	ND	ND
51-3092	Food Batchmakers	Short-Term On-the-Job Training	ND	ND	ND	ND	ND	ND	ND
51-3093	Food Cooking Machine Operators & Tenders	Short-Term On-the-Job Training	ND	ND	ND	ND	ND	ND	ND
35-9099	Food Prep. & Serving Related Workers, All Other	Short-Term On-the-Job Training	131	148	17	13.0%	$8.02	$16,680	91%
35-2021	Food Prep. Workers	Short-Term On-the-Job Training	974	1,104	130	13.3%	$7.38	$15,360	83%
35-3041	Food Servers, Nonrestaurant	Short-Term On-the-Job Training	161	185	24	14.9%	$6.53	$13,590	74%
11-9051	Food Service Managers	Exp. in a Related Occupation	518	605	87	16.8%	$14.65	$30,470	166%
25-1124	Foreign Language & Literature Teachers, Postsecondary	Doctoral Degree	28	29	1	3.6%	NA	$48,680	265%
19-4092	Forensic Science Technicians	Associate's Degree	ND	ND	ND	ND	ND	ND	ND
19-4093	Forest & Conservation Technicians	Associate's Degree	111	116	5	4.5%	$13.93	$28,980	158%
45-4011	Forest & Conservation Workers	Moderate-Term On-the-Job Training	ND	ND	ND	ND	$10.83	$22,530	122%
33-2022	Forest Fire Inspectors & Prevention Specialists	Exp. in a Related Occupation	ND	ND	ND	ND	ND	ND	ND
19-1032	Foresters	Bachelor's Degree	50	49	-1	-2.0%	$22.73	$47,270	257%
25-1043	Forestry & Conservation Science Teachers, Postsecondary	Doctoral Degree	ND	ND	ND	ND	ND	ND	ND

Table A.2: Long-Term Projected Occupational Growth in Wyoming by Occupational Title, 2000 and 2010 (Continued)

SOC[a] Code and Occupation Title		Typical Education Requirements[b]	Employment 2000	Projected 2010	Change Number	Change Percent	2001 Average Wage Hourly	Annual	% of Poverty[c]
51-4071	Foundry Mold & Coremakers	Moderate-Term On-the-Job Training	ND	ND	ND	ND	ND	ND	ND
39-4021	Funeral Attendants	Short-Term On-the-Job Training	49	58	9	18.4%	$10.73	$22,310	121%
11-9061	Funeral Directors	Associate's Degree	37	43	6	16.2%	$21.14	$43,970	239%
51-9051	Furnace, Kiln, Oven, Drier, & Kettle Operators & Tenders	Moderate-Term On-the-Job Training	122	98	-24	-19.7%	$18.78	$39,060	212%
51-7021	Furniture Finishers	Long-Term On-the-Job Training	16	21	5	31.3%	$11.28	$23,470	128%
39-3012	Gaming & Sports Book Writers & Runners	Postsecondary Vocational Training	ND	ND	ND	ND	ND	ND	ND
43-3041	Gaming Cage Workers	Short-Term On-the-Job Training	ND	ND	ND	ND	ND	ND	ND
41-2012	Gaming Change Persons & Booth Cashiers	Short-Term On-the-Job Training	ND	ND	ND	ND	ND	ND	ND
39-3011	Gaming Dealers	Postsecondary Vocational Training	ND	ND	ND	ND	ND	ND	ND
11-9071	Gaming Managers	Bachelor's Degree Plus Exp.	ND	ND	ND	ND	ND	ND	ND
39-1011	Gaming Supervisors	Postsecondary Vocational Training	ND	ND	ND	ND	ND	ND	ND
33-9031	Gaming Surveillance Officers & Gaming Investigators	Moderate-Term On-the-Job Training	ND	ND	ND	ND	ND	ND	ND
53-7071	Gas Compressor & Gas Pumping Station Operators	Moderate-Term On-the-Job Training	247	334	87	35.2%	$21.44	$44,590	242%
51-8092	Gas Plant Operators	Long-Term On-the-Job Training	333	432	99	29.7%	$21.91	$45,580	248%
11-1021	General & Operations Managers	Bachelor's Degree Plus Exp.	4,575	5,337	762	16.7%	$28.18	$58,620	319%
19-3092	Geographers	Master's Degree	ND	ND	ND	ND	ND	ND	ND
25-1064	Geography Teachers, Postsecondary	Doctoral Degree	13	14	1	7.7%	NA	$61,180	333%
19-4041	Geological & Petroleum Technicians	Associate's Degree	ND	ND	ND	ND	$19.58	$40,730	221%
19-2042	Geoscientists, Except Hydrologists & Geographers	Bachelor's Degree	148	175	27	18.2%	$30.63	$63,700	346%
47-2121	Glaziers	Long-Term On-the-Job Training	67	81	14	20.9%	$11.35	$23,600	128%
45-2041	Graders & Sorters, Agricultural Products	Exp. in a Related Occupation	ND	ND	ND	ND	ND	ND	ND
25-1191	Graduate Teaching Assistants	Doctoral Degree	ND	ND	ND	ND	ND	ND	ND
27-1024	Graphic Designers	Bachelor's Degree	116	129	13	11.2%	$14.01	$29,150	158%
51-9022	Grinding & Polishing Workers, Hand	Moderate-Term On-the-Job Training	23	22	-1	-4.3%	$9.60	$19,960	108%
51-4033	Grinding, Lapping, Polishing, & Buffing Machine Tool Setters, Oper., & Tenders, Metal & Plastic	Moderate-Term On-the-Job Training	110	90	-20	-18.2%	$8.58	$17,850	97%
39-5012	Hairdressers, Hairstylists, & Cosmetologists	Postsecondary Vocational Training	445	524	79	17.8%	$7.91	$16,460	89%
47-4041	Hazardous Materials Removal Workers	Moderate-Term On-the-Job Training	ND	ND	ND	ND	ND	ND	ND
17-2111	Health & Safety Engineers, Except Mining Safety Engrs. & Inspectors	Bachelor's Degree	48	48	0	0.0%	$26.86	$55,870	304%
29-1199	Health Diagnosing & Treating Practitioners, All Other	First Professional Degree	98	115	17	17.3%	$36.44	$75,790	412%
21-1091	Health Educators	Master's Degree	51	62	11	21.6%	$14.21	$29,560	161%
29-9199	Health Professionals & Technicians, All Other	Associate's Degree	133	161	28	21.1%	$12.63	$26,270	143%
25-1071	Health Specialties Teachers, Postsecondary	Doctoral Degree	92	98	6	6.5%	NA	$63,710	346%
31-9099	Healthcare Support Workers, All Other	Short-Term On-the-Job Training	375	458	83	22.1%	$9.94	$20,670	112%
51-4191	Heat Treating Equip. Setters, Oper., & Tenders, Metal & Plastic	Moderate-Term On-the-Job Training	ND	ND	ND	ND	ND	ND	ND
49-9021	Heating, Air Conditioning, & Refriger. Mechanics & Installers	Long-Term On-the-Job Training	215	243	28	13.0%	$16.43	$34,180	186%
47-3019	Helpers, Construction Trades, All Other	Short-Term On-the-Job Training	143	178	35	24.5%	$9.54	$19,840	108%
47-3011	Helpers--Brickmasons, Blockmasons, Stonemasons, & Tile & Marble Setters	Short-Term On-the-Job Training	153	181	28	18.3%	$10.84	$22,560	123%

Table A.2: Long-Term Projected Occupational Growth in Wyoming by Occupational Title, 2000 and 2010 (Continued)

SOC[a] Code and Occupation Title		Typical Education Requirements[b]	Employment 2000	Projected 2010	Change Number	Change Percent	2001 Average Wage Hourly	Annual	% of Poverty[c]
47-3012	Helpers--Carpenters	Short-Term On-the-Job Training	663	792	129	19.5%	$11.52	$23,960	130%
47-3013	Helpers--Electricians	Short-Term On-the-Job Training	ND	ND	ND	ND	$10.89	$22,650	123%
47-5081	Helpers--Extraction Workers	Short-Term On-the-Job Training	860	1,010	150	17.4%	$14.55	$30,270	165%
49-9098	Helpers--Installation, Maintenance, & Repair Workers	Short-Term On-the-Job Training	388	488	100	25.8%	$13.03	$27,100	147%
47-3014	Helpers--Painters, Paperhangers, Plasterers, & Stucco Masons	Short-Term On-the-Job Training	ND	ND	ND	ND	$8.83	$18,360	100%
47-3015	Helpers--Pipelayers, Plumbers, Pipefitters, & Steamfitters	Short-Term On-the-Job Training	127	153	26	20.5%	$11.08	$23,050	125%
51-9198	Helpers--Production Workers	Short-Term On-the-Job Training	717	815	98	13.7%	$8.72	$18,130	99%
47-3016	Helpers--Roofers	Short-Term On-the-Job Training	109	126	17	15.6%	$8.94	$18,590	101%
47-4051	Highway Maintenance Workers	Moderate-Term On-the-Job Training	204	236	32	15.7%	$12.96	$26,950	146%
19-3093	Historians	Master's Degree	31	37	6	19.4%	$18.90	$39,310	214%
25-1125	History Teachers, Postsecondary	Doctoral Degree	29	30	1	3.4%	NA	$52,150	283%
53-7041	Hoist & Winch Operators	Moderate-Term On-the-Job Training	ND	ND	ND	ND	ND	ND	ND
49-9031	Home Appliance Repairers	Long-Term On-the-Job Training	73	77	4	5.5%	$15.57	$32,390	176%
25-1192	Home Economics Teachers, Postsecondary	Doctoral Degree	ND	ND	ND	ND	ND	ND	ND
31-1011	Home Health Aides	Short-Term On-the-Job Training	539	762	223	41.4%	$8.06	$16,760	91%
35-9031	Hosts & Hostesses, Restaurant, Lounge, & Coffee Shop	Short-Term On-the-Job Training	568	639	71	12.5%	$7.06	$14,690	80%
43-4081	Hotel, Motel, & Resort Desk Clerks	Short-Term On-the-Job Training	600	677	77	12.8%	$7.66	$15,920	87%
43-4161	Human Resources Assistants, Except Payroll & Timekeeping	Short-Term On-the-Job Training	208	242	34	16.3%	$13.03	$27,110	147%
11-3040	Human Resources Managers	Bachelor's Degree Plus Exp.	263	298	35	13.3%	$25.86	$53,790	292%
19-2043	Hydrologists	Bachelor's Degree	29	37	8	27.6%	$26.88	$55,910	304%
17-3026	Industrial Engineering Technicians	Associate's Degree	ND	ND	ND	ND	ND	ND	ND
17-2112	Industrial Engineers	Bachelor's Degree	74	75	1	1.4%	$29.26	$60,870	331%
49-9041	Industrial Machinery Mechanics	Long-Term On-the-Job Training	964	946	-18	-1.9%	$22.05	$45,870	249%
11-3051	Industrial Production Managers	Bachelor's Degree	173	187	14	8.1%	$30.09	$62,580	340%
53-7051	Industrial Truck & Tractor Operators	Short-Term On-the-Job Training	1,067	1,129	62	5.8%	$16.56	$34,450	187%
51-9061	Inspectors, Testers, Sorters, Samplers, & Weighers	Moderate-Term On-the-Job Training	271	307	36	13.3%	$14.90	$30,980	168%
49-9099	Installation, Maintenance, & Repair Workers, All Other	Short-Term On-the-Job Training	270	323	53	19.6%	$14.85	$30,900	168%
25-9031	Instructional Coordinators	Master's Degree	203	224	21	10.3%	$22.62	$47,060	256%
47-2130	Insulation Workers	Moderate-Term On-the-Job Training	171	205	34	19.9%	$12.97	$26,980	147%
13-1032	Insurance Appraisers, Auto Damage	Long-Term On-the-Job Training	ND	ND	ND	ND	ND	ND	ND
43-9041	Insurance Claims & Policy Processing Clerks	Moderate-Term On-the-Job Training	277	274	-3	-1.1%	$10.50	$21,850	119%
41-3021	Insurance Sales Agents	Bachelor's Degree	359	368	9	2.5%	$17.47	$36,340	198%
13-2053	Insurance Underwriters	Bachelor's Degree	47	39	-8	-17.0%	$19.64	$40,840	222%
27-1025	Interior Designers	Bachelor's Degree	ND	ND	ND	ND	$15.78	$32,820	178%
29-1063	Internists, General	First Professional Degree	47	57	10	21.3%	$60.76	$126,390	687%
27-3091	Interpreters & Translators	Long-Term On-the-Job Training	ND	ND	ND	ND	$12.46	$25,910	141%
43-4111	Interviewers, Except Eligibility & Loan	Short-Term On-the-Job Training	178	223	45	25.3%	$9.79	$20,360	111%
37-2011	Janitors & Cleaners, Except Maids & Housekeeping Cleaners	Short-Term On-the-Job Training	4,095	4,819	724	17.7%	$8.96	$18,640	101%
51-9071	Jewelers & Precious Stone & Metal Workers	Postsecondary Vocational Training	ND	ND	ND	ND	ND	ND	ND
51-5021	Job Printers	Long-Term On-the-Job Training	87	93	6	6.9%	$11.21	$23,320	127%

Table A.2: Long-Term Projected Occupational Growth in Wyoming by Occupational Title, 2000 and 2010 (Continued)

SOC[a] Code and Occupation Title		Typical Education Requirements[b]	Employment 2000	Projected 2010	Change Number	Change Percent	2001 Average Wage Hourly	Annual	% of Poverty[c]
23-1023	Judges, Magistrate Judges, & Magistrates	Bachelor's Degree Plus Exp.	18	20	2	11.1%	$40.67	$84,590	460%
25-2012	Kndrgrtn. Teachers, Except Special Ed.	Bachelor's Degree	258	282	24	9.3%	NA	$34,520	188%
53-7062	Laborers & Freight, Stock, & Material Movers, Hand	Short-Term On-the-Job Training	1,844	2,115	271	14.7%	$9.16	$19,060	104%
17-1012	Landscape Architects	Bachelor's Degree	17	20	3	17.6%	$24.53	$51,020	277%
37-3011	Landscaping & Groundskeeping Workers	Short-Term On-the-Job Training	1,203	1,559	356	29.6%	$9.63	$20,020	109%
51-4034	Lathe & Turning Machine Tool Setters, Oper., & Tenders, Metal & Plastic	Moderate-Term On-the-Job Training	20	22	2	10.0%	$15.97	$33,220	181%
51-6011	Laundry & Dry Cleaning Workers	Moderate-Term On-the-Job Training	642	772	130	20.2%	$7.57	$15,730	85%
23-2092	Law Clerks	Bachelor's Degree	40	44	4	10.0%	$13.26	$27,580	150%
25-1112	Law Teachers, Postsecondary	Doctoral Degree	ND	ND	ND	ND	ND	ND	ND
23-1011	Lawyers	First Professional Degree	663	714	51	7.7%	$27.75	$57,710	314%
51-4192	Lay-Out Workers, Metal & Plastic	Moderate-Term On-the-Job Training	ND	ND	ND	ND	ND	ND	ND
43-6012	Legal Secretaries	Postsecondary Vocational Training	291	309	18	6.2%	$11.35	$23,600	128%
11-1031	Legislators	Bachelor's Degree Plus Exp.	262	313	51	19.5%	$7.64	$15,900	86%
25-4021	Librarians	Master's Degree	240	257	17	7.1%	$17.80	$37,020	201%
43-4121	Library Assistants, Clerical	Short-Term On-the-Job Training	156	163	7	4.5%	$9.85	$20,480	111%
25-1082	Library Science Teachers, Postsecondary	Doctoral Degree	ND	ND	ND	ND	ND	ND	ND
25-4031	Library Technicians	Short-Term On-the-Job Training	289	316	27	9.3%	$9.60	$19,970	109%
25-9199	Library, Museum, Training, & Other Ed. Workers, All Other	Bachelor's Degree	55	68	13	23.6%	$10.90	$22,680	123%
29-2061	Licensed Practical & Licensed Vocational Nurses	Postsecondary Vocational Training	835	1,004	169	20.2%	$13.25	$27,550	150%
19-1099	Life Scientists, All Other	Bachelor's Degree	139	148	9	6.5%	$21.43	$44,570	242%
19-4099	Life, Physical, & Social Science Technicians, All Other	Associate's Degree	283	395	112	39.6%	$15.54	$32,320	176%
53-7033	Loading Machine Operators, Underground Mining	Moderate-Term On-the-Job Training	ND	ND	ND	ND	ND	ND	ND
13-2071	Loan Counselors	Bachelor's Degree	ND	ND	ND	ND	ND	ND	ND
43-4131	Loan Interviewers & Clerks	Short-Term On-the-Job Training	320	334	14	4.4%	$11.17	$23,230	126%
13-2072	Loan Officers	Bachelor's Degree	477	498	21	4.4%	$20.52	$42,680	232%
39-3093	Locker Room, Coatroom, & Dressing Room Attendants	Short-Term On-the-Job Training	31	39	8	25.8%	$6.97	$14,510	79%
49-9094	Locksmiths & Safe Repairers	Moderate-Term On-the-Job Training	ND	ND	ND	ND	$10.91	$22,700	123%
53-4011	Locomotive Engineers	Exp. in a Related Occupation	2	1	-1	-50.0%	$26.80	$55,740	303%
11-9081	Lodging Managers	Exp. in a Related Occupation	235	269	34	14.5%	$14.25	$29,630	161%
45-4023	Log Graders & Scalers	Moderate-Term On-the-Job Training	ND	ND	ND	ND	ND	ND	ND
45-4022	Logging Equip. Operators	Moderate-Term On-the-Job Training	80	60	-20	-25.0%	$15.13	$31,480	171%
53-7063	Machine Feeders & Offbearers	Short-Term On-the-Job Training	ND	ND	ND	ND	ND	ND	ND
51-4041	Machinists	Long-Term On-the-Job Training	246	272	26	10.6%	$15.53	$32,300	176%
37-2012	Maids & Housekeeping Cleaners	Short-Term On-the-Job Training	3,340	3,917	577	17.3%	$7.36	$15,310	83%
43-9051	Mail Clerks & Mail Machine Operators, Except Postal Serv.	Short-Term On-the-Job Training	110	123	13	11.8%	$8.55	$17,780	97%
49-9042	Maintenance & Repair Workers, General	Long-Term On-the-Job Training	2,621	2,935	314	12.0%	$13.88	$28,860	157%
49-9043	Maintenance Workers, Machinery	Long-Term On-the-Job Training	277	284	7	2.5%	$19.51	$40,590	221%
13-1111	Management Analysts	Bachelor's Degree Plus Exp.	103	139	36	35.0%	$31.76	$66,070	359%
11-9199	Managers, All Other	Exp. in a Related Occupation	943	1,089	146	15.5%	$26.34	$54,790	298%

Table A.2: Long-Term Projected Occupational Growth in Wyoming by Occupational Title, 2000 and 2010 (Continued)

SOC[a] Code and Occupation Title		Typical Education Requirements[b]	Employment 2000	Projected 2010	Change Number	Change Percent	2001 Average Wage Hourly	Annual	% of Poverty[c]
39-5092	Manicurists & Pedicurists	Postsecondary Vocational Training	ND	ND	ND	ND	$10.13	$21,060	114%
49-9095	Manufactured Building & Mobile Home Installers	Moderate-Term On-the-Job Training	ND	ND	ND	ND	$10.85	$22,560	123%
19-3021	Market Research Analysts	Bachelor's Degree	35	50	15	42.9%	$19.61	$40,800	222%
11-2021	Marketing Managers	Bachelor's Degree Plus Exp.	126	143	17	13.5%	$26.42	$54,950	299%
21-1013	Marriage & Family Therapists	Master's Degree	18	23	5	27.8%	$16.97	$35,300	192%
31-9011	Massage Therapists	Postsecondary Vocational Training	68	88	20	29.4%	$21.53	$44,780	243%
53-7199	Material Moving Workers, All Other	Moderate-Term On-the-Job Training	826	951	125	15.1%	$19.97	$41,540	226%
17-2131	Materials Engineers	Bachelor's Degree	23	20	-3	-13.0%	$31.88	$66,300	360%
19-2032	Materials Scientists	Bachelor's Degree	ND	ND	ND	ND	ND	ND	ND
25-1022	Mathematical Science Teachers, Postsecondary	Doctoral Degree	102	109	7	6.9%	NA	$47,240	257%
15-2099	Mathematical Scientists, All Other	Master's Degree	ND	ND	ND	ND	ND	ND	ND
15-2091	Mathematical Technicians	Master's Degree	ND	ND	ND	ND	ND	ND	ND
51-3022	Meat, Poultry, & Fish Cutters & Trimmers	Short-Term On-the-Job Training	97	109	12	12.4%	$8.07	$16,790	91%
49-9011	Mech. Door Repairers	Moderate-Term On-the-Job Training	ND	ND	ND	ND	ND	ND	ND
17-3013	Mechanical Drafters	Postsecondary Vocational Training	35	48	13	37.1%	$20.52	$42,670	232%
17-3027	Mechanical Engineering Technicians	Associate's Degree	10	10	0	0.0%	$18.30	$38,060	207%
17-2141	Mechanical Engineers	Bachelor's Degree	58	66	8	13.8%	$24.75	$51,470	280%
27-4099	Media & Communication Equip. Workers, All Other	Moderate-Term On-the-Job Training	ND	ND	ND	ND	$12.51	$26,020	141%
27-3099	Media & Communication Workers, All Other	Long-Term On-the-Job Training	49	54	5	10.2%	$13.32	$27,700	151%
29-2012	Medical & Clinical Laboratory Technicians	Associate's Degree	194	233	39	20.1%	$13.01	$27,070	147%
29-2011	Medical & Clinical Laboratory Technologists	Bachelor's Degree	223	265	42	18.8%	$18.47	$38,420	209%
11-9111	Medical & Health Services Managers	Bachelor's Degree Plus Exp.	547	651	104	19.0%	$24.60	$51,160	278%
21-1022	Medical & Public Health Social Workers	Bachelor's Degree	111	145	34	30.6%	$15.12	$31,450	171%
51-9082	Medical Appliance Technicians	Long-Term On-the-Job Training	ND	ND	ND	ND	$11.33	$23,560	128%
31-9092	Medical Assistants	Moderate-Term On-the-Job Training	295	354	59	20.0%	$9.92	$20,640	112%
31-9093	Medical Equip. Preparers	Short-Term On-the-Job Training	61	76	15	24.6%	$10.45	$21,740	118%
49-9062	Medical Equip. Repairers	Moderate-Term On-the-Job Training	ND	ND	ND	ND	$15.75	$32,760	178%
29-2071	Medical Records & Health Information Technicians	Associate's Degree	284	336	52	18.3%	$10.92	$22,710	123%
19-1042	Medical Scientists, Except Epidemiologists	Doctoral Degree	ND	ND	ND	ND	$29.28	$60,900	331%
43-6013	Medical Secretaries	Postsecondary Vocational Training	555	669	114	20.5%	$10.21	$21,230	115%
31-9094	Medical Transcriptionists	Postsecondary Vocational Training	231	280	49	21.2%	$11.19	$23,270	126%
13-1121	Meeting & Convention Planners	Bachelor's Degree	32	38	6	18.8%	$12.54	$26,080	142%
21-1023	Mental Health & Substance Abuse Social Workers	Master's Degree	161	203	42	26.1%	$16.17	$33,630	183%
21-1014	Mental Health Counselors	Master's Degree	147	189	42	28.6%	$17.65	$36,720	200%
27-1026	Merchandise Displayers & Window Trimmers	Moderate-Term On-the-Job Training	16	18	2	12.5%	$8.93	$18,570	101%
51-4199	Metal Workers & Plastic Workers, All Other	Moderate-Term On-the-Job Training	54	70	16	29.6%	$8.71	$18,120	98%
51-4051	Metal-Refining Furnace Operators & Tenders	Moderate-Term On-the-Job Training	ND	ND	ND	ND	ND	ND	ND
43-5041	Meter Readers, Utilities	Short-Term On-the-Job Training	149	157	8	5.4%	$14.76	$30,710	167%
19-1022	Microbiologists	Doctoral Degree	ND	ND	ND	ND	ND	ND	ND
25-2022	Middle School Teachers, Except Special & Voc. Ed.	Bachelor's Degree	1,292	1,422	130	10.1%	NA	$36,360	198%

Table A.2: Long-Term Projected Occupational Growth in Wyoming by Occupational Title, 2000 and 2010 (Continued)

SOC[a] Code	Occupation Title	Typical Education Requirements[b]	Employment 2000	Employment Projected 2010	Change Number	Change Percent	2001 Average Wage Hourly	Annual	% of Poverty[c]
51-4035	Milling & Planing Machine Setters, Oper., & Tenders, Metal & Plastic	Moderate-Term On-the-Job Training	ND	ND	ND	ND	ND	ND	ND
49-9044	Millwrights	Long-Term On-the-Job Training	58	63	5	8.6%	$15.71	$32,680	178%
47-5042	Mine Cutting & Channeling Machine Operators	Moderate-Term On-the-Job Training	ND	ND	ND	ND	ND	ND	ND
17-2151	Mining & Geological Engineers, Incl. Mining Safety Engrs.	Bachelor's Degree	141	172	31	22.0%	$29.87	$62,120	338%
47-5049	Mining Machine Operators, All Other	Moderate-Term On-the-Job Training	ND	ND	ND	ND	ND	ND	ND
51-9023	Mixing & Blending Machine Setters, Oper., & Tenders	Moderate-Term On-the-Job Training	125	107	-18	-14.4%	$13.69	$28,480	155%
49-3042	Mobile Heavy Equip. Mechanics, Except Engines	Postsecondary Vocational Training	835	957	122	14.6%	$19.69	$40,950	223%
51-4061	Model Makers, Metal & Plastic	Moderate-Term On-the-Job Training	ND	ND	ND	ND	ND	ND	ND
41-9012	Models	Moderate-Term On-the-Job Training	ND	ND	ND	ND	ND	ND	ND
51-9195	Molders, Shapers, & Casters, Except Metal & Plastic	Moderate-Term On-the-Job Training	35	44	9	25.7%	$10.56	$21,970	119%
51-4072	Molding, Coremaking, & Casting Machine Setters, Oper., & Tenders, Metal & Plastic	Moderate-Term On-the-Job Training	ND	ND	ND	ND	ND	ND	ND
39-3021	Motion Picture Projectionists	Short-Term On-the-Job Training	19	22	3	15.8%	$8.16	$16,970	92%
53-3099	Motor Vehicle Operators, All Other	Short-Term On-the-Job Training	172	141	-31	-18.0%	$14.59	$30,350	165%
49-3051	Motorboat Mechanics	Long-Term On-the-Job Training	19	27	8	42.1%	$12.41	$25,810	140%
49-3052	Motorcycle Mechanics	Long-Term On-the-Job Training	91	97	6	6.6%	$15.05	$31,300	170%
27-1014	Multi-Media Artists & Animators	Bachelor's Degree	ND	ND	ND	ND	ND	ND	ND
51-4081	Multiple Machine Tool Setters, Oper., & Tenders, Metal & Plastic	Moderate-Term On-the-Job Training	ND	ND	ND	ND	ND	ND	ND
27-2041	Music Directors & Composers	Bachelor's Degree Plus Exp.	ND	ND	ND	ND	ND	ND	ND
49-9063	Musical Instrument Repairers & Tuners	Long-Term On-the-Job Training	ND	ND	ND	ND	ND	ND	ND
27-2042	Musicians & Singers	Long-Term On-the-Job Training	32	34	2	6.3%	NA	$43,560	237%
11-9121	Natural Sciences Managers	Bachelor's Degree Plus Exp.	149	165	16	10.7%	$30.47	$63,380	344%
15-1071	Network & Computer Systems Administrators	Bachelor's Degree	149	172	23	15.4%	$20.63	$42,910	233%
15-1081	Network Systems & Data Communications Analysts	Bachelor's Degree	70	77	7	10.0%	$19.50	$40,570	220%
43-4141	New Accounts Clerks	Exp. in a Related Occupation	173	180	7	4.0%	$10.57	$21,980	119%
27-3020	News Analysts, Reporters & Correspondents	Long-Term On-the-Job Training	166	168	2	1.2%	$11.33	$23,570	128%
39-2021	Nonfarm Animal Caretakers	Short-Term On-the-Job Training	138	193	55	39.9%	$8.82	$18,340	100%
29-2033	Nuclear Medicine Technologists	Associate's Degree	15	18	3	20.0%	$21.37	$44,440	242%
19-4051	Nuclear Technicians	Associate's Degree	ND	ND	ND	ND	ND	ND	ND
51-4012	Numerical Tool & Process Control Programmers	Long-Term On-the-Job Training	ND	ND	ND	ND	ND	ND	ND
31-1012	Nursing Aides, Orderlies, & Attend.	Short-Term On-the-Job Training	2,353	2,799	446	19.0%	$8.63	$17,940	98%
25-1072	Nursing Instructors & Teachers, Postsecondary	Doctoral Degree	72	79	7	9.7%	NA	$43,130	234%
29-1064	Obstetricians & Gynecologists	First Professional Degree	ND	ND	ND	ND	$52.26	$108,700	591%
29-9010	Occupational Health & Safety Specialists & Technicians	Bachelor's Degree	123	135	12	9.8%	$22.92	$47,680	259%
31-2012	Occupational Therapist Aides	Short-Term On-the-Job Training	ND	ND	ND	ND	$8.13	$16,920	92%
31-2011	Occupational Therapist Assistants	Associate's Degree	31	40	9	29.0%	$15.80	$32,860	179%
29-1122	Occupational Therapists	Bachelor's Degree	191	237	46	24.1%	$22.77	$47,360	257%
43-9061	Office Clerks, General	Short-Term On-the-Job Training	2,691	3,059	368	13.7%	$8.95	$18,620	101%

Table A.2: Long-Term Projected Occupational Growth in Wyoming by Occupational Title, 2000 and 2010 (Continued)

SOC[a] Code and Occupation Title		Typical Education Requirements[b]	Employment 2000	Projected 2010	Change Number	Change Percent	2001 Average Wage Hourly	Annual	% of Poverty[c]
43-9071	Office Machine Operators, Except Computer	Short-Term On-the-Job Training	64	82	18	28.1%	$9.96	$20,710	113%
47-2073	Operating Engineers & Other Constr. Equip. Operators	Moderate-Term On-the-Job Training	1,822	2,029	207	11.4%	$15.32	$31,860	173%
15-2031	Operations Research Analysts	Master's Degree	ND	ND	ND	ND	ND	ND	ND
51-9083	Ophthalmic Laboratory Technicians	Moderate-Term On-the-Job Training	ND	ND	ND	ND	ND	ND	ND
29-2081	Opticians, Dispensing	Long-Term On-the-Job Training	93	114	21	22.6%	$10.43	$21,690	118%
29-1041	Optometrists	First Professional Degree	80	94	14	17.5%	$20.74	$43,150	235%
43-4151	Order Clerks	Short-Term On-the-Job Training	375	444	69	18.4%	$10.33	$21,480	117%
29-2091	Orthotists & Prosthetists	Bachelor's Degree	ND	ND	ND	ND	ND	ND	ND
49-3053	Outdoor Power Equip. & Other Small Engine Mechanics	Moderate-Term On-the-Job Training	44	53	9	20.5%	$11.06	$23,000	125%
51-9111	Packaging & Filling Machine Operators & Tenders	Short-Term On-the-Job Training	354	315	-39	-11.0%	$11.90	$24,750	135%
53-7064	Packers & Packagers, Hand	Short-Term On-the-Job Training	1,343	1,358	15	1.1%	$7.18	$14,930	81%
47-2141	Painters, Construction & Maintenance	Moderate-Term On-the-Job Training	465	533	68	14.6%	$13.45	$27,970	152%
51-9122	Painters, Trans. Equip.	Moderate-Term On-the-Job Training	134	169	35	26.1%	$15.73	$32,720	178%
51-9123	Painting, Coating, & Decorating Workers	Short-Term On-the-Job Training	33	36	3	9.1%	$10.44	$21,720	118%
23-2011	Paralegals & Legal Assistants	Associate's Degree	112	129	17	15.2%	$14.71	$30,600	166%
33-3041	Parking Enforcement Workers	Short-Term On-the-Job Training	13	16	3	23.1%	$11.75	$24,440	133%
53-6021	Parking Lot Attendants	Short-Term On-the-Job Training	38	44	6	15.8%	$7.10	$14,770	80%
41-2022	Parts Salespersons	Moderate-Term On-the-Job Training	495	569	74	14.9%	$10.26	$21,330	116%
47-2071	Paving, Surfacing, & Tamping Equip. Operators	Moderate-Term On-the-Job Training	180	212	32	17.8%	$15.29	$31,800	173%
43-3051	Payroll & Timekeeping Clerks	Short-Term On-the-Job Training	265	300	35	13.2%	$12.89	$26,800	146%
29-1065	Pediatricians, General	First Professional Degree	ND	ND	ND	ND	$48.86	$101,640	552%
39-9021	Personal & Home Care Aides	Short-Term On-the-Job Training	ND	ND	ND	ND	ND	ND	ND
39-9099	Personal Care & Service Workers, All Other	Short-Term On-the-Job Training	164	191	27	16.5%	$7.89	$16,420	89%
13-2052	Personal Financial Advisors	Bachelor's Degree	ND	ND	ND	ND	ND	ND	ND
37-2021	Pest Control Workers	Moderate-Term On-the-Job Training	ND	ND	ND	ND	ND	ND	ND
37-3012	Pesticide Handlers, Sprayers, & Applicators, Vegetation	Moderate-Term On-the-Job Training	ND	ND	ND	ND	$10.25	$21,320	116%
17-2171	Petroleum Engineers	Bachelor's Degree	202	250	48	23.8%	$33.47	$69,630	378%
51-8093	Petroleum Pump System Oper., Refinery Oper., & Gaugers	Long-Term On-the-Job Training	658	673	15	2.3%	$22.50	$46,800	254%
29-1051	Pharmacists	First Professional Degree	492	562	70	14.2%	$31.57	$65,670	357%
31-9095	Pharmacy Aides	Short-Term On-the-Job Training	33	34	1	3.0%	$8.83	$18,360	100%
29-2052	Pharmacy Technicians	Moderate-Term On-the-Job Training	271	305	34	12.5%	$11.01	$22,900	124%
25-1126	Philosophy & Religion Teachers, Postsecondary	Doctoral Degree	12	12	0	0.0%	NA	$62,080	337%
27-4021	Photographers	Long-Term On-the-Job Training	71	80	9	12.7%	$12.31	$25,600	139%
51-9131	Photographic Process Workers	Moderate-Term On-the-Job Training	36	45	9	25.0%	$9.28	$19,300	105%
51-9132	Photographic Processing Machine Operators	Short-Term On-the-Job Training	114	132	18	15.8%	$7.55	$15,710	85%
19-2099	Physical Scientists, All Other	Bachelor's Degree	61	60	-1	-1.6%	$26.36	$54,830	298%
31-2022	Physical Therapist Aides	Short-Term On-the-Job Training	56	68	12	21.4%	$8.65	$17,990	98%
31-2021	Physical Therapist Assistants	Associate's Degree	95	114	19	20.0%	$14.63	$30,430	165%
29-1123	Physical Therapists	Master's Degree	337	403	66	19.6%	$25.43	$52,900	288%
29-1071	Physician Assistants	Bachelor's Degree	101	121	20	19.8%	$31.15	$64,780	352%

Table A.2: Long-Term Projected Occupational Growth in Wyoming by Occupational Title, 2000 and 2010 (Continued)

SOC[a] Code and Occupation Title		Typical Education Requirements[b]	Employment 2000	Projected 2010	Change Number	Change Percent	2001 Average Wage Hourly	Annual	% of Poverty[c]
29-1069	Physicians & Surgeons, All Other	First Professional Degree	ND	ND	ND	ND	ND	ND	ND
19-2012	Physicists	Doctoral Degree	ND	ND	ND	ND	ND	ND	ND
25-1054	Physics Teachers, Postsecondary	Doctoral Degree	45	45	0	0.0%	NA	$41,590	226%
47-2151	Pipelayers	Moderate-Term On-the-Job Training	105	118	13	12.4%	$14.05	$29,230	159%
51-8099	Plant & System Operators, All Other	Long-Term On-the-Job Training	337	338	1	0.3%	$21.54	$44,800	243%
47-2161	Plasterers & Stucco Masons	Long-Term On-the-Job Training	ND	ND	ND	ND	$11.79	$24,530	133%
51-4193	Plating & Coating Machine Setters, Oper., & Tenders, Metal & Plastic	Moderate-Term On-the-Job Training	ND	ND	ND	ND	ND	ND	ND
47-2152	Plumbers, Pipefitters, & Steamfitters	Long-Term On-the-Job Training	933	1,047	114	12.2%	$15.68	$32,610	177%
29-1081	Podiatrists	First Professional Degree	ND	ND	ND	ND	ND	ND	ND
33-3051	Police & Sheriff's Patrol Officers	Long-Term On-the-Job Training	1,013	1,143	130	12.8%	$15.80	$32,870	179%
43-5031	Police, Fire, & Ambulance Dispatchers	Moderate-Term On-the-Job Training	268	306	38	14.2%	$11.87	$24,690	134%
25-1065	Political Science Teachers, Postsecondary	Doctoral Degree	27	29	2	7.4%	NA	$58,070	316%
19-3094	Political Scientists	Master's Degree	ND	ND	ND	ND	ND	ND	ND
43-5051	Postal Service Clerks	Short-Term On-the-Job Training	93	97	4	4.3%	$17.99	$37,420	203%
43-5052	Postal Service Mail Carriers	Short-Term On-the-Job Training	275	285	10	3.6%	$18.36	$38,190	208%
43-5053	Postal Service Mail Sorters, Processors, & Processing Machine Operators	Short-Term On-the-Job Training	155	161	6	3.9%	$11.74	$24,420	133%
11-9131	Postmasters & Mail Superintendents	Exp. in a Related Occupation	84	88	4	4.8%	$19.53	$40,620	221%
25-1199	Postsecondary Teachers, All Other	Doctoral Degree	230	239	9	3.9%	NA	$44,860	244%
51-4052	Pourers & Casters, Metal	Moderate-Term On-the-Job Training	ND	ND	ND	ND	ND	ND	ND
51-8012	Power Distributors & Dispatchers	Long-Term On-the-Job Training	56	48	-8	-14.3%	$22.24	$46,260	251%
51-8013	Power Plant Operators	Long-Term On-the-Job Training	244	205	-39	-16.0%	$24.42	$50,790	276%
49-9069	Precision Instrument & Equip. Repairers, All Other	Long-Term On-the-Job Training	ND	ND	ND	ND	$16.81	$34,960	190%
51-5022	Prepress Technicians & Workers	Long-Term On-the-Job Training	90	103	13	14.4%	$9.34	$19,430	106%
25-2011	Preschool Teachers, Except Special Ed.	Bachelor's Degree	366	564	198	54.1%	$8.51	$17,700	96%
51-6021	Pressers, Textile, Garment, & Related Materials	Short-Term On-the-Job Training	ND	ND	ND	ND	$6.84	$14,230	77%
51-5023	Printing Machine Operators	Moderate-Term On-the-Job Training	77	82	5	6.5%	$12.56	$26,120	142%
21-1092	Probation Officers & Correctional Treatment Specialists	Bachelor's Degree	71	78	7	9.9%	$10.51	$21,860	119%
43-3061	Procurement Clerks	Short-Term On-the-Job Training	53	56	3	5.7%	$14.47	$30,090	164%
27-2012	Producers & Directors	Bachelor's Degree Plus Exp.	ND	ND	ND	ND	ND	ND	ND
51-9199	Production Workers, All Other	Moderate-Term On-the-Job Training	659	705	46	7.0%	$13.29	$27,650	150%
43-5061	Production, Planning, & Expediting Clerks	Short-Term On-the-Job Training	141	157	16	11.3%	$14.80	$30,790	167%
43-9081	Proofreaders & Copy Markers	Short-Term On-the-Job Training	ND	ND	ND	ND	$10.21	$21,240	115%
11-9141	Property, Real Estate, & Community Association Managers	Bachelor's Degree	242	272	30	12.4%	$13.89	$28,880	157%
33-9099	Protect. Serv. Workers, All Other	Short-Term On-the-Job Training	314	337	23	7.3%	$13.92	$28,960	157%
31-1013	Psychiatric Aides	Short-Term On-the-Job Training	ND	ND	ND	ND	$6.89	$14,330	78%
29-2053	Psychiatric Technicians	Postsecondary Vocational Training	ND	ND	ND	ND	ND	ND	ND
29-1066	Psychiatrists	First Professional Degree	20	23	3	15.0%	$60.95	$126,770	689%
25-1066	Psychology Teachers, Postsecondary	Doctoral Degree	35	36	1	2.9%	NA	$58,330	317%

Table A.2: Long-Term Projected Occupational Growth in Wyoming by Occupational Title, 2000 and 2010 (Continued)

SOC[a] Code and Occupation Title		Typical Education Requirements[b]	Employment 2000	Projected 2010	Change Number	Change Percent	2001 Average Wage Hourly	Annual	% of Poverty[c]
11-2031	Public Relations Managers	Bachelor's Degree Plus Exp.	95	116	21	22.1%	$24.70	$51,380	279%
27-3031	Public Relations Specialists	Bachelor's Degree	186	225	39	21.0%	$20.09	$41,790	227%
53-7072	Pump Operators, Except Wellhead Pumpers	Moderate-Term On-the-Job Training	165	179	14	8.5%	$20.85	$43,380	236%
13-1021	Purchasing Agents & Buyers, Farm Prod.	Exp. in a Related Occupation	20	20	0	0.0%	$20.46	$42,560	231%
13-1023	Purchasing Agents, Except Wholesale, Retail, & Farm Prod.	Bachelor's Degree	226	238	12	5.3%	$18.99	$39,510	215%
11-3061	Purchasing Managers	Bachelor's Degree Plus Exp.	131	147	16	12.2%	$22.35	$46,490	253%
29-1124	Radiation Therapists	Associate's Degree		53	9	20.5%	$19.57	$40,700	221%
49-2021	Radio Mechanics	Postsecondary Vocational Training	43	61	18	41.9%	$11.87	$24,680	134%
27-4013	Radio Operators	Long-Term On-the-Job Training	ND	ND	ND	ND	ND	ND	ND
29-2034	Radiologic Technologists & Technicians	Associate's Degree	284	351	67	23.6%	$17.34	$36,070	196%
49-3043	Rail Car Repairers	Long-Term On-the-Job Training	ND	ND	ND	ND	ND	ND	ND
53-4013	Rail Yard Engineers, Dinkey Operators, & Hostlers	Exp. in a Related Occupation	ND	ND	ND	ND	ND	ND	ND
47-4061	Rail-Track Laying & Maintenance Equip. Operators	Moderate-Term On-the-Job Training	ND	ND	ND	ND	ND	ND	ND
41-9021	Real Estate Brokers	Exp. in a Related Occupation	ND	ND	ND	ND	ND	ND	ND
41-9022	Real Estate Sales Agents	Postsecondary Vocational Training	96	102	6	6.3%	$20.72	$43,100	234%
43-4171	Receptionists & Information Clerks	Short-Term On-the-Job Training	1,259	1,546	287	22.8%	$8.54	$17,770	97%
25-1193		Doctoral Degree	35	37	2	5.7%	NA	$38,240	208%
39-9032	Recreation Workers	Bachelor's Degree	ND	ND	ND	ND	$8.45	$17,580	96%
29-1125	Recreational Therapists	Bachelor's Degree	31	37	6	19.4%	$12.00	$24,960	136%
49-3092	Recreational Vehicle Service Technicians	Long-Term On-the-Job Training	50	59	9	18.0%	$10.55	$21,940	119%
49-9045	Refractory Materials Repairers, Except Brickmasons	Long-Term On-the-Job Training	ND	ND	ND	ND	ND	ND	ND
53-7081	Refuse & Recyclable Material Collectors	Short-Term On-the-Job Training	254	277	23	9.1%	$11.66	$24,260	132%
29-1111	Registered Nurses	Associate's Degree	3,570	4,275	705	19.7%	$19.04	$39,590	215%
21-1015	Rehabilitation Counselors	Master's Degree	184	255	71	38.6%	$12.09	$25,150	137%
47-2171	Reinforcing Iron & Rebar Workers	Long-Term On-the-Job Training	ND	ND	ND	ND	ND	ND	ND
43-4181	Reservation & Transportation Ticket Agents & Travel Clerks	Short-Term On-the-Job Training	454	526	72	15.9%	$8.87	$18,440	100%
39-9041	Residential Advisors	Moderate-Term On-the-Job Training	ND	ND	ND	ND	$8.79	$18,270	99%
29-1126	Respiratory Therapists	Associate's Degree	ND	ND	ND	ND	$15.29	$31,800	173%
29-2054	Respiratory Therapy Technicians	Postsecondary Vocational Training	38	45	7	18.4%	$17.84	$37,100	202%
41-2031	Retail Salespersons	Short-Term On-the-Job Training	7,110	8,230	1,120	15.8%	$8.72	$18,130	99%
49-9096	Riggers	Short-Term On-the-Job Training	ND	ND	ND	ND	ND	ND	ND
47-5051	Rock Splitters, Quarry	Moderate-Term On-the-Job Training	ND	ND	ND	ND	ND	ND	ND
51-4023	Rolling Machine Setters, Oper., & Tenders, Metal & Plastic	Moderate-Term On-the-Job Training	ND	ND	ND	ND	ND	ND	ND
47-5061	Roof Bolters, Mining	Moderate-Term On-the-Job Training	ND	ND	ND	ND	ND	ND	ND
47-2181	Roofers	Moderate-Term On-the-Job Training	301	348	47	15.6%	$13.68	$28,460	155%
47-5012	Rotary Drill Operators, Oil & Gas	Moderate-Term On-the-Job Training	427	483	56	13.1%	$18.89	$39,300	214%
47-5071	Roustabouts, Oil & Gas	Moderate-Term On-the-Job Training	562	716	154	27.4%	$12.39	$25,760	140%
41-9099	Sales & Related Workers, All Other	Moderate-Term On-the-Job Training	616	766	150	24.4%	$10.06	$20,920	114%
41-9031	Sales Engineers	Bachelor's Degree	28	37	9	32.1%	$44.18	$91,890	499%
11-2022	Sales Managers	Bachelor's Degree Plus Exp.	256	291	35	13.7%	$26.50	$55,110	300%

Table A.2: Long-Term Projected Occupational Growth in Wyoming by Occupational Title, 2000 and 2010 (Continued)

SOC[a] Code and Occupation Title		Typical Education Requirements[b]	Employment 2000	Projected 2010	Change Number	Change Percent	2001 Average Wage Hourly	Annual	% of Poverty[c]
41-4012	Sales Reps., Whlsle. & Manuf., Except Tech. & Scientif. Prod.	Moderate-Term On-the-Job Training	1,450	1,663	213	14.7%	$17.20	$35,780	194%
41-4011	Sales Reps., Whlsle. & Manufact., Tech. & Scientific Prod.	Moderate-Term On-the-Job Training	389	437	48	12.3%	$29.87	$62,130	338%
51-7041	Sawing Machine Setters, Oper., & Tenders, Wood	Moderate-Term On-the-Job Training	107	86	-21	-19.6%	$13.08	$27,200	148%
25-2031	Secondary School Teachers, Except Special & Voc. Ed.	Bachelor's Degree	2,024	2,184	160	7.9%	NA	$37,500	204%
43-6014	Secretaries, Except Legal, Medical, & Executive	Moderate-Term On-the-Job Training	4,210	4,746	536	12.7%	$9.99	$20,790	113%
41-3031	Securities, Commodities, & Financial Services Sales Agents	Bachelor's Degree	178	222	44	24.7%	$35.56	$73,970	402%
49-2098	Security & Fire Alarm Systems Installers	Postsecondary Vocational Training	ND	ND	ND	ND	ND	ND	ND
33-9032	Security Guards	Short-Term On-the-Job Training	842	1,088	246	29.2%	$9.36	$19,460	106%
47-4091	Segmental Pavers	Moderate-Term On-the-Job Training	ND	ND	ND	ND	ND	ND	ND
25-3021	Self-Enrichment Education Teachers	Exp. in a Related Occupation	187	256	69	36.9%	$14.13	$29,390	160%
51-9012	Separating, Filtering, Clarifying, Precipitating, & Still Machine Setters, Oper., & Tenders	Moderate-Term On-the-Job Training	219	208	-11	-5.0%	$19.04	$39,610	215%
47-4071	Septic Tank Servicers & Sewer Pipe Cleaners	Moderate-Term On-the-Job Training	ND	ND	ND	ND	$11.54	$24,010	130%
53-6031	Service Station Attendants	Short-Term On-the-Job Training	262	308	46	17.6%	$7.47	$15,540	84%
47-5013	Service Unit Operators, Oil, Gas, & Mining	Moderate-Term On-the-Job Training	ND	ND	ND	ND	$16.86	$35,060	191%
27-1027	Set & Exhibit Designers	Bachelor's Degree	ND	ND	ND	ND	$20.66	$42,980	234%
51-6051	Sewers, Hand	Short-Term On-the-Job Training	ND	ND	ND	ND	$7.22	$15,030	82%
51-6031	Sewing Machine Operators	Moderate-Term On-the-Job Training	116	160	44	37.9%	$7.84	$16,310	89%
47-2211	Sheet Metal Workers	Moderate-Term On-the-Job Training	283	326	43	15.2%	$17.45	$36,290	197%
43-5071	Shipping, Receiving, & Traffic Clerks	Short-Term On-the-Job Training	589	678	89	15.1%	$10.62	$22,080	120%
51-6041	Shoe & Leather Workers & Repairers	Long-Term On-the-Job Training	40	43	3	7.5%	$11.72	$24,370	132%
53-7111	Shuttle Car Operators	Short-Term On-the-Job Training	ND	ND	ND	ND	ND	ND	ND
39-5094	Skin Care Specialists	Postsecondary Vocational Training	ND	ND	ND	ND	ND	ND	ND
51-3023	Slaughterers & Meat Packers	Moderate-Term On-the-Job Training	ND	ND	ND	ND	$6.78	$14,100	77%
11-9151	Social & Community Service Managers	Bachelor's Degree	238	282	44	18.5%	$18.80	$39,100	213%
21-1093	Social & Human Service Assistants	Moderate-Term On-the-Job Training	991	1,409	418	42.2%	$9.16	$19,060	104%
19-3099	Social Scientists & Related Workers, All Other	Master's Degree	52	64	12	23.1%	$33.23	$69,120	376%
25-1113	Social Work Teachers, Postsecondary	Doctoral Degree	ND	ND	ND	ND	ND	ND	ND
25-1067	Sociology Teachers, Postsecondary	Doctoral Degree	15	16	1	6.7%	NA	$59,570	324%
27-4014	Sound Engineering Technicians	Postsecondary Vocational Training	ND	ND	ND	ND	ND	ND	ND
25-2042	Special Ed. Teachers, Middle School	Bachelor's Degree	250	271	21	8.4%	NA	$36,020	196%
25-2041	Special Ed. Teachers, Preschool, Kndrgrtn., & Elem. School	Bachelor's Degree	449	507	58	12.9%	NA	$35,800	195%
25-2043	Special Ed. Teachers, Secondary School	Bachelor's Degree	221	241	20	9.0%	NA	$34,010	185%
29-1127	Speech-Language Pathologists	Master's Degree	230	274	44	19.1%	$20.78	$43,230	235%
51-8021	Stationary Engineers & Boiler Operators	Long-Term On-the-Job Training	109	111	2	1.8%	$18.75	$39,000	212%
43-9111	Statistical Assistants	Moderate-Term On-the-Job Training	27	35	8	29.6%	$13.49	$28,060	153%
15-2041	Statisticians	Master's Degree	ND	ND	ND	ND	ND	ND	ND
43-5081	Stock Clerks & Order Fillers	Short-Term On-the-Job Training	2,115	2,494	379	17.9%	$10.13	$21,080	115%
47-2022	Stonemasons	Long-Term On-the-Job Training	ND	ND	ND	ND	ND	ND	ND
47-2221	Structural Iron & Steel Workers	Long-Term On-the-Job Training	252	292	40	15.9%	$15.86	$32,990	179%

Table A.2: Long-Term Projected Occupational Growth in Wyoming by Occupational Title, 2000 and 2010 (Continued)

SOC[a] Code and Occupation Title		Typical Education Requirements[b]	Employment 2000	Projected 2010	Change Number	Change Percent	2001 Average Wage Hourly	Annual	% of Poverty[c]
51-2041	Structural Metal Fabricators & Fitters	Moderate-Term On-the-Job Training	119	198	79	66.4%	$12.56	$26,120	142%
21-1011	Substance Abuse & Behavioral Disorder Counselors	Master's Degree	65	86	21	32.3%	$14.41	$29,970	163%
29-1067	Surgeons	First Professional Degree	89	109	20	22.5%	$68.55	$142,590	775%
29-2055	Surgical Technologists	Postsecondary Vocational Training	85	103	18	21.2%	$13.04	$27,110	147%
17-3031	Surveying & Mapping Technicians	Moderate-Term On-the-Job Training	264	350	86	32.6%	$13.01	$27,070	147%
17-1022	Surveyors	Bachelor's Degree	219	315	96	43.8%	$22.97	$47,780	260%
43-2011	Switchboard Operators, Incl. Answering Service	Short-Term On-the-Job Training	367	486	119	32.4%	$8.35	$17,370	94%
51-6052	Tailors, Dressmakers, & Custom Sewers	Exp. in a Related Occupation	37	44	7	18.9%	$7.55	$15,710	85%
53-7121	Tank Car, Truck, & Ship Loaders	Moderate-Term On-the-Job Training	33	33	0	0.0%	$19.03	$39,590	215%
47-2082	Tapers	Moderate-Term On-the-Job Training	ND	ND	ND	ND	$15.93	$33,140	180%
13-2081	Tax Examiners, Collectors, & Revenue Agents	Bachelor's Degree	154	165	11	7.1%	$20.31	$42,240	230%
13-2082	Tax Preparers	Moderate-Term On-the-Job Training	28	37	9	32.1%	$11.77	$24,480	133%
53-3041	Taxi Drivers & Chauffeurs	Short-Term On-the-Job Training	181	226	45	24.9%	$7.30	$15,190	83%
25-9041	Teacher Assistants	Short-Term On-the-Job Training	2,766	3,138	372	13.4%	NA	$16,340	89%
51-2092	Team Assemblers	Moderate-Term On-the-Job Training	245	286	41	16.7%	$10.29	$21,410	116%
27-3042	Technical Writers	Bachelor's Degree	19	20	1	5.3%	$21.53	$44,770	243%
49-2022	Telecomm. Equip. Install. & Repairers, Except Line Installers	Postsecondary Vocational Training	429	434	5	1.2%	$20.53	$42,690	232%
49-9052	Telecommunications Line Installers & Repairers	Long-Term On-the-Job Training	178	177	-1	-0.6%	$18.20	$37,850	206%
41-9041	Telemarketers	Short-Term On-the-Job Training	1,154	1,660	506	43.8%	$7.65	$15,900	86%
43-2021	Telephone Operators	Short-Term On-the-Job Training	ND	ND	ND	ND	ND	ND	ND
43-3071	Tellers	Short-Term On-the-Job Training	831	853	22	2.6%	$8.69	$18,080	98%
51-6062	Textile Cutting Machine Setters, Oper., & Tenders	Moderate-Term On-the-Job Training	ND	ND	ND	ND	$7.44	$15,480	84%
51-6099	Textile, Apparel, & Furnishings Workers, All Other	Moderate-Term On-the-Job Training	51	63	12	23.5%	$12.43	$25,850	140%
47-2044	Tile & Marble Setters	Long-Term On-the-Job Training	24	29	5	20.8%	$15.37	$31,970	174%
49-3093	Tire Repairers & Changers	Short-Term On-the-Job Training	478	538	60	12.6%	$8.87	$18,440	100%
23-2093	Title Examiners, Abstractors, & Searchers	Moderate-Term On-the-Job Training	189	186	-3	-1.6%	$12.54	$26,080	142%
51-4111	Tool & Die Makers	Long-Term On-the-Job Training	ND	ND	ND	ND	ND	ND	ND
51-4194	Tool Grinders, Filers, & Sharpeners	Moderate-Term On-the-Job Training	17	14	-3	-17.6%	$15.26	$31,740	173%
39-6021	Tour Guides & Escorts	Moderate-Term On-the-Job Training	ND	ND	ND	ND	$9.82	$20,420	111%
53-6041	Traffic Technicians	Short-Term On-the-Job Training	ND	ND	ND	ND	ND	ND	ND
13-1073	Training & Development Specialists	Bachelor's Degree	166	192	26	15.7%	$18.07	$37,580	204%
53-6051	Transportation Inspectors	Exp. in a Related Occupation	33	32	-1	-3.0%	$21.14	$43,970	239%
53-6099	Transportation Workers, All Other	Short-Term On-the-Job Training	847	911	64	7.6%	$14.54	$30,240	164%
11-3071	Transportation, Storage, & Distribution Managers	Exp. in a Related Occupation	135	151	16	11.9%	$27.79	$57,810	314%
41-3041	Travel Agents	Postsecondary Vocational Training	ND	ND	ND	ND	ND	ND	ND
39-6022	Travel Guides	Moderate-Term On-the-Job Training	ND	ND	ND	ND	ND	ND	ND
37-3013	Tree Trimmers & Pruners	Short-Term On-the-Job Training	ND	ND	ND	ND	$10.24	$21,300	116%
53-3032	Truck Drivers, Heavy & Tractor-Trailer	Moderate-Term On-the-Job Training	4,431	5,117	686	15.5%	$14.69	$30,550	166%
53-3033	Truck Drivers, Light or Delivery Services	Short-Term On-the-Job Training	1,227	1,474	247	20.1%	$11.83	$24,610	134%
51-6093	Upholsterers	Long-Term On-the-Job Training	11	12	1	9.1%	$9.27	$19,270	105%

Table A.2: Long-Term Projected Occupational Growth in Wyoming by Occupational Title, 2000 and 2010 (Continued)

SOC[a] Code and Occupation Title		Typical Education Requirements[b]	Employment 2000	Projected 2010	Change Number	Change Percent	2001 Average Wage Hourly	Annual	% of Poverty[c]
19-3051	Urban & Regional Planners	Master's Degree	33	40	7	21.2%	$20.13	$41,870	228%
39-3031	Ushers, Lobby Attendants, & Ticket Takers	Short-Term On-the-Job Training	169	185	16	9.5%	$6.82	$14,190	77%
29-1131	Veterinarians	First Professional Degree	94	141	47	50.0%	$24.47	$50,900	277%
31-9096	Veterinary Assistants & Laboratory Animal Caretakers	Short-Term On-the-Job Training	172	254	82	47.7%	$7.49	$15,590	85%
29-2056	Veterinary Technologists & Technicians	Associate's Degree	106	162	56	52.8%	$10.46	$21,760	118%
25-2023	Voc. Ed. Teachers, Middle School	Bachelor's Degree	92	101	9	9.8%	NA	$33,590	183%
25-1194	Voc. Ed. Teachers, Postsecondary	Doctoral Degree	228	241	13	5.7%	$23.10	$48,060	261%
25-2032	Voc. Ed. Teachers, Secondary School	Bachelor's Degree	295	326	31	10.5%	NA	$36,230	197%
35-3031	Waiters & Waitresses	Short-Term On-the-Job Training	4,325	4,971	646	14.9%	$7.57	$15,750	86%
49-9064	Watch Repairers	Long-Term On-the-Job Training	ND	ND	ND	ND	ND	ND	ND
51-8031	Water & Liquid Waste Treatment Plant & System Operators	Long-Term On-the-Job Training	213	233	20	9.4%	$16.63	$34,590	188%
43-5111	Weighers, Measurers, Checkers, & Samplers, Recordkeeping	Short-Term On-the-Job Training	85	79	-6	-7.1%	$10.80	$22,460	122%
51-4121	Welders, Cutters, Solderers, & Brazers	Postsecondary Vocational Training	1,101	1,296	195	17.7%	$14.58	$30,330	165%
51-4122	Welding, Soldering, & Brazing Machine Setters, Oper., & Tenders	Moderate-Term On-the-Job Training	48	52	4	8.3%	$19.84	$41,270	224%
53-7073	Wellhead Pumpers	Moderate-Term On-the-Job Training	369	505	136	36.9%	$17.13	$35,620	194%
13-1022	Wholesale & Retail Buyers, Except Farm Prod.	Bachelor's Degree	154	179	25	16.2%	$18.85	$39,200	213%
51-7099	Woodworkers, All Other	Moderate-Term On-the-Job Training	ND	ND	ND	ND	ND	ND	ND
51-7042	Woodworking Machine Setters, Oper., & Tenders, Except Sawing	Moderate-Term On-the-Job Training	100	80	-20	-20.0%	$9.12	$18,980	103%
43-9022	Word Processors & Typists	Moderate-Term On-the-Job Training	63	77	14	22.2%	$11.40	$23,720	129%
27-3043	Writers & Authors	Bachelor's Degree	13	14	1	7.7%	$13.89	$28,900	157%
19-1023	Zoologists & Wildlife Biologists	Doctoral Degree	43	50	7	16.3%	$24.29	$50,530	275%
	Total		**217,507**	**250,130**	**32,623**	**15.0%**	**$13.76**	**$28,806**	**157%**

[a]Standard Occupational Classification.
[b]As determined by the U.S. Department of Labor, Bureau of Labor Statistics.
[c]Based on $18,400 annually for a family of four (100% of the 2003 federal poverty guideline).
NA - No hourly wage available; annual only.
ND - Not disclosable due to confidentiality of information.

Figure A.1: Distribution of Projected Net Employment Growth of Occupations in Wyoming by Major Group, 2010

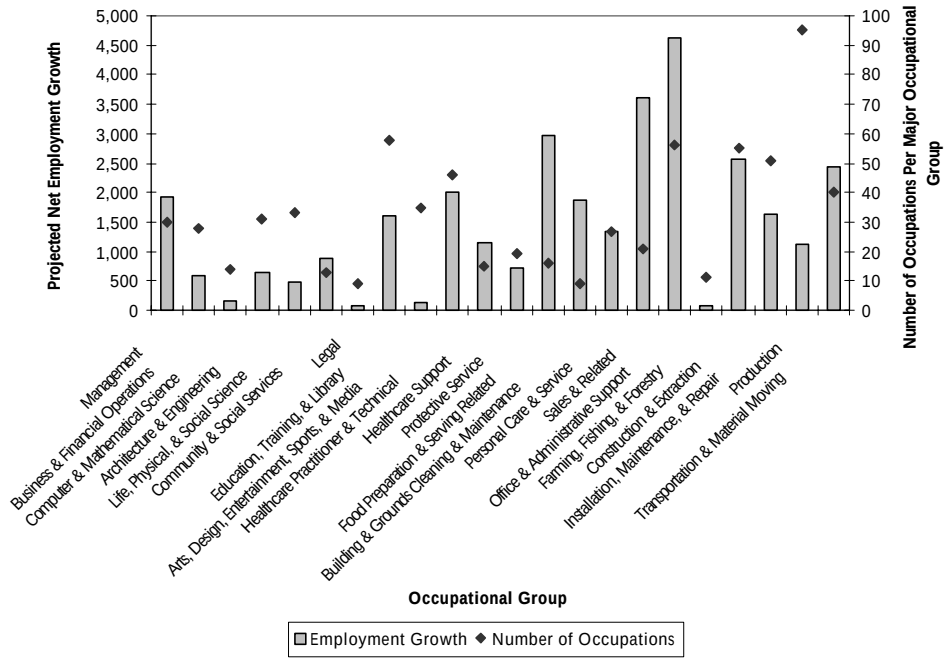

Figure A.2: Distribution of Projected Net Employment Growth of Occupations in Wyoming by Typical Education Requirements,[a] 2010

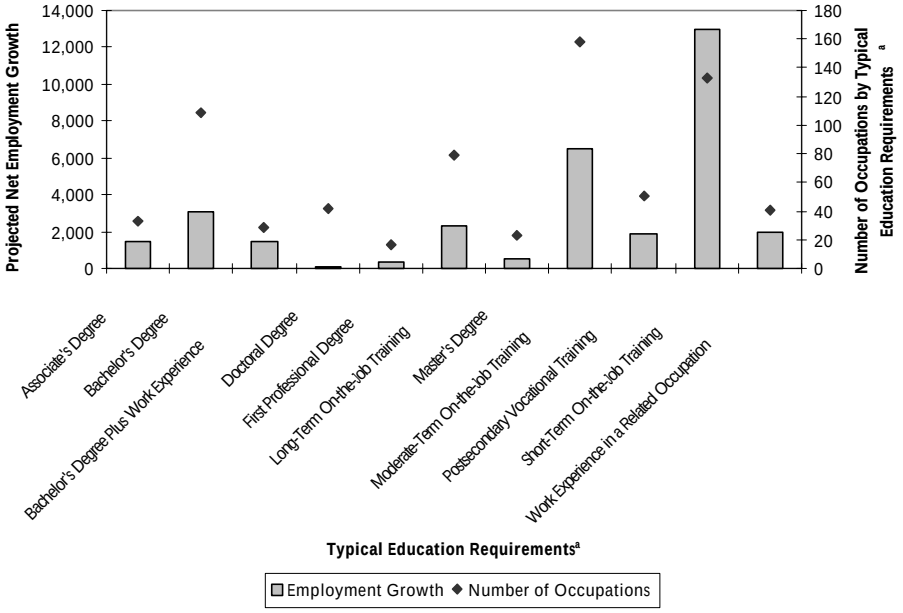

[a]As defined by the U.S. Department of Labor, Bureau of Labor Statistics.

Figure A.3: Distribution of Projected Net Employment Growth of Occupations in Wyoming by Percentage of the 2003 Federal Poverty Guideline,[a] 2010

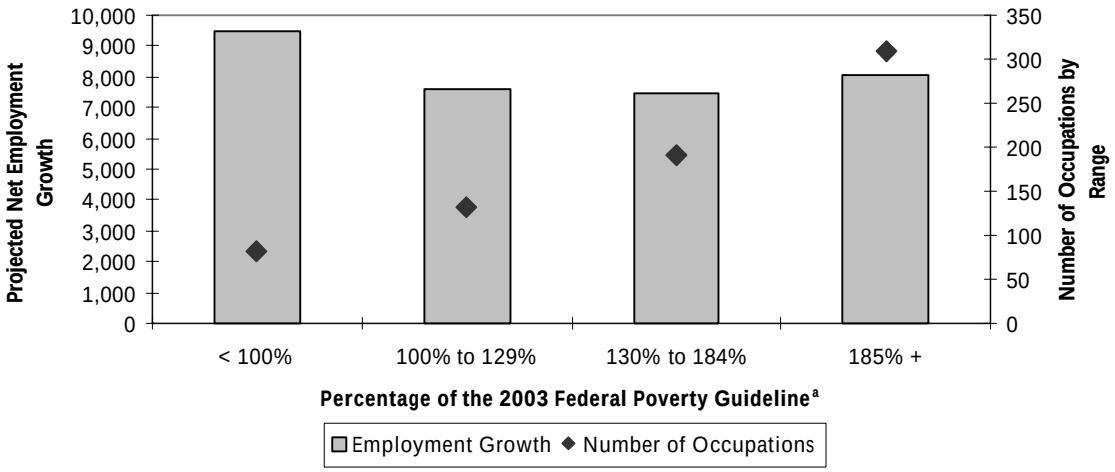

[a]Based on $18,400 annually for a family of four.

Table A.3: Long-Term Projected Occupational Growth in Wyoming's Central-Southeast Region by Highest Net Growth, 2000 and 2010

Rank	SOC[a] Code and Occupation Title		Typical Education Requirements[b]	Employment 2000	Projected 2010	Change Number	Change Percent	2001 Average Wage Hourly	Annual	% of Poverty[c]
1	39-9011	Child Care Workers	Short-Term On-the-Job Training	ND	ND	ND	ND	$7.47	$15,550	85%
2	29-1111	Registered Nurses	Associate's Degree	418	501	83	19.9%	$20.29	$42,200	229%
3	31-1012	Nursing Aides, Orderlies, & Attend.	Short-Term On-the-Job Training	334	407	73	21.9%	$8.51	$17,710	96%
4	43-3031	Janitors & Cleaners, Except Maids & Housekeeping Cleaners	Moderate-Term On-the-Job Training	608	675	67	11.0%	$9.86	$20,510	111%
5	21-1093	Social & Human Service Assistants	Moderate-Term On-the-Job Training	ND	ND	ND	ND	ND	ND	ND
6	37-2012	Maids & Housekeeping Cleaners	Short-Term On-the-Job Training	441	500	59	13.4%	$7.07	$14,700	80%
7	51-7011	Cabinetmakers & Bench Carpenters	Long-Term On-the-Job Training	ND	ND	ND	ND	$14.70	$30,570	166%
8	33-3012	Correctional Officers & Jailers	Moderate-Term On-the-Job Training	ND	ND	ND	ND	ND	ND	ND
9	39-9021	Personal & Home Care Aides	Short-Term On-the-Job Training	ND	ND	ND	ND	ND	ND	ND
10	49-9042	Maintenance & Repair Workers, General	Long-Term On-the-Job Training	324	365	41	12.7%	$10.95	$22,780	124%
11	13-2011	Accountants & Auditors	Bachelor's Degree	141	181	40	28.4%	$16.79	$34,930	190%
12	43-6014	Secretaries, Except Legal, Medical, & Executive	Moderate-Term On-the-Job Training	690	729	39	5.7%	$9.56	$19,880	108%
13	35-2012	Cooks, Institution & Cafeteria	Long-Term On-the-Job Training	236	273	37	15.7%	$8.05	$16,740	91%
14	37-3011	Landscaping & Groundskeeping Workers	Short-Term On-the-Job Training	203	239	36	17.7%	$9.92	$20,620	112%
15	31-9096	Veterinary Assistants & Laboratory Animal Caretakers	Short-Term On-the-Job Training	80	116	36	45.0%	$7.43	$15,450	84%
16	21-1021	Child, Family, & School Social Workers	Bachelor's Degree	ND	ND	ND	ND	ND	ND	ND
17	25-2011	Preschool Teachers, Except Special Ed.	Bachelor's Degree	ND	ND	ND	ND	$7.60	$15,800	86%
18	17-3031	Surveying & Mapping Technicians	Moderate-Term On-the-Job Training	75	107	32	42.7%	$10.23	$21,280	116%
19	29-2041	Emrgncy. Med. Techs. & Paramedics	Postsecondary Vocational Training	120	149	29	24.2%	$8.65	$17,980	98%
20	29-2061	Licensed Practical & Licensed Vocational Nurses	Postsecondary Vocational Training	137	166	29	21.2%	$14.24	$29,620	161%
21	53-3032	Truck Drivers, Heavy & Tractor-Trailer	Moderate-Term On-the-Job Training	375	402	27	7.2%	$13.20	$27,460	149%
22	17-1022	Surveyors	Bachelor's Degree	ND	ND	ND	ND	$21.65	$45,040	245%
23	41-2031	Retail Salespersons	Short-Term On-the-Job Training	870	897	27	3.1%	$8.19	$17,040	93%
24	49-3021	Automotive Body & Related Repairers	Long-Term On-the-Job Training	93	119	26	28.0%	$15.45	$32,140	175%
25	43-4171	Receptionists & Information Clerks	Short-Term On-the-Job Training	144	169	25	17.4%	$8.25	$17,150	93%
26	53-6099	Transportation Workers, All Other	Short-Term On-the-Job Training	ND	ND	ND	ND	ND	ND	ND
27	11-1021	General & Operations Managers	Bachelor's Degree Plus Exp.	565	587	22	3.9%	$27.59	$57,380	312%
28	53-3033	Truck Drivers, Light or Delivery Services	Short-Term On-the-Job Training	142	163	21	14.8%	$11.08	$23,040	125%
29	19-2041	Environmental Scientists & Specialists, Incl. Health	Bachelor's Degree	ND	ND	ND	ND	ND	ND	ND
30	19-4099	Life, Physical, & Social Science Technicians, All Other	Associate's Degree	107	127	20	18.7%	$14.20	$29,540	161%
31	43-6011	Executive Secretaries & Administrative Assistants	Moderate-Term On-the-Job Training	333	353	20	6.0%	$12.21	$25,390	138%
32	19-3091	Anthropologists & Archeologists	Master's Degree	46	65	19	41.3%	$14.97	$31,130	169%
33	47-4061	Rail-Track Laying & Maintenance Equip. Operators	Moderate-Term On-the-Job Training	ND	ND	ND	ND	ND	ND	ND
34	13-1111	Management Analysts	Bachelor's Degree Plus Exp.	ND	ND	ND	ND	ND	ND	ND
35	49-2011	Computer, Automated Teller, & Office Machine Repairers	Postsecondary Vocational Training	ND	ND	ND	ND	$6.90	$14,360	78%
36	53-7061	Cleaners of Vehicles & Equip.	Short-Term On-the-Job Training	87	106	19	21.8%	$7.13	$14,840	81%
37	31-1011	Home Health Aides	Short-Term On-the-Job Training	70	88	18	25.7%	$8.04	$16,720	91%
38	35-2021	Food Prep. Workers	Short-Term On-the-Job Training	179	197	18	10.1%	$7.09	$14,760	80%
39	17-2051	Civil Engineers	Bachelor's Degree	ND	ND	ND	ND	$23.61	$49,110	267%

Table A.3: Long-Term Projected Occupational Growth in Wyoming's Central-Southeast Region by Highest Net Growth, 2000 and 2010 (Continued)

Rank	SOC[a] Code and Occupation Title		Typical Education Requirements[b]	Employment 2000	Projected 2010	Change Number	Change Percent	2001 Average Wage Hourly	Annual	% of Poverty[c]
40	19-4091	Environmental Science & Protection Techs., Incl. Health	Associate's Degree	33	50	17	51.5%	$14.79	$30,760	167%
41	33-3051	Police & Sheriff's Patrol Officers	Long-Term On-the-Job Training	219	236	17	7.8%	$14.50	$30,160	164%
42	33-2011	Fire Fighters	Long-Term On-the-Job Training	ND	ND	ND	ND	$7.82	$16,270	88%
43	11-3011	Administrative Services Managers	Bachelor's Degree Plus Exp.	81	97	16	19.8%	$15.54	$32,330	176%
44	51-6011	Laundry & Dry Cleaning Workers	Moderate-Term On-the-Job Training	118	133	15	12.7%	$7.22	$15,010	82%
45	47-2130	Insulation Workers	Moderate-Term On-the-Job Training	ND	ND	ND	ND	ND	ND	ND
46	43-3021	Billing & Posting Clerks & Machine Operators	Short-Term On-the-Job Training	102	117	15	14.7%	$10.10	$21,010	114%
47	17-3022	Civil Engineering Technicians	Associate's Degree	ND	ND	ND	ND	ND	ND	ND
48	41-1011	First-Line Sprvsrs./Mgrs. of Retail Sales Workers	Exp. in a Related Occupation	347	360	13	3.7%	$12.05	$25,060	136%
49	31-9092	Medical Assistants	Moderate-Term On-the-Job Training	ND	ND	ND	ND	$9.37	$19,490	106%
50	17-2081	Environmental Engineers	Bachelor's Degree	ND	ND	ND	ND	ND	ND	ND
51	11-9021	Construction Managers	Bachelor's Degree	ND	ND	ND	ND	$32.34	$67,260	366%
52	39-5012	Hairdressers, Hairstylists, & Cosmetologists	Postsecondary Vocational Training	132	144	12	9.1%	$6.47	$13,460	73%
53	11-9111	Medical & Health Services Managers	Bachelor's Degree Plus Exp.	63	75	12	19.0%	$22.32	$46,420	252%
54	11-3031	Financial Managers	Bachelor's Degree Plus Exp.	84	96	12	14.3%	$23.26	$48,390	263%
55	43-6013	Medical Secretaries	Postsecondary Vocational Training	55	67	12	21.8%	$10.73	$22,320	121%
56	19-4031	Chemical Technicians	Associate's Degree	45	57	12	26.7%	$12.93	$26,900	146%
57	13-1199	Business Operations Specialists, All Other	Bachelor's Degree	210	222	12	5.7%	$18.03	$37,510	204%
58	41-2011	Cashiers	Short-Term On-the-Job Training	1,036	1,047	11	1.1%	$6.94	$14,430	78%
59	51-9122	Painters, Trans. Equip.	Moderate-Term On-the-Job Training	46	56	10	21.7%	$19.79	$41,160	224%
60	39-2021	Nonfarm Animal Caretakers	Short-Term On-the-Job Training	ND	ND	ND	ND	$9.86	$20,510	111%
61	11-9199	Managers, All Other	Exp. in a Related Occupation	121	131	10	8.3%	$22.00	$45,770	249%
62	43-4081	Hotel, Motel, & Resort Desk Clerks	Short-Term On-the-Job Training	88	98	10	11.4%	$7.52	$15,640	85%
63	53-3031	Driver/Sales Workers	Short-Term On-the-Job Training	ND	ND	ND	ND	$16.28	$33,870	184%
64	17-2041	Chemical Engineers	Bachelor's Degree	22	32	10	45.5%	$25.41	$52,860	287%
65	17-2071	Electrical Engineers	Bachelor's Degree	ND	ND	ND	ND	$25.56	$53,150	289%
66	51-3099	All Other Food Processing Workers	Short-Term On-the-Job Training	ND	ND	ND	ND	ND	ND	ND
67	47-2111	Electricians	Long-Term On-the-Job Training	ND	ND	ND	ND	$19.22	$39,980	217%
68	35-9011	Dining Room & Cafeteria Attendants & Bartender Helpers	Short-Term On-the-Job Training	98	108	10	10.2%	$6.11	$12,700	69%
69	19-1010	Agricultural & Food Scientists	Bachelor's Degree	18	28	10	55.6%	$14.49	$30,150	164%
70	19-2042	Geoscientists, Except Hydrologists & Geographers	Bachelor's Degree	28	37	9	32.1%	$29.94	$62,280	338%
71	21-9099	All Other Counselors, Social & Religious Workers	Bachelor's Degree	ND	ND	ND	ND	ND	ND	ND
72	31-9091	Dental Assistants	Moderate-Term On-the-Job Training	43	52	9	20.9%	$10.08	$20,970	114%
73	47-2141	Painters, Construction & Maintenance	Moderate-Term On-the-Job Training	61	70	9	14.8%	$10.56	$21,970	119%
74	53-3041	Taxi Drivers & Chauffeurs	Short-Term On-the-Job Training	ND	ND	ND	ND	ND	ND	ND
75	39-9032	Recreation Workers	Bachelor's Degree	ND	ND	ND	ND	ND	ND	ND
76	29-2011	Medical & Clinical Laboratory Technologists	Bachelor's Degree	42	50	8	19.0%	$19.94	$41,470	225%
77	49-3023	Automotive Service Technicians & Mechanics	Postsecondary Vocational Training	141	149	8	5.7%	$12.17	$25,320	138%
78	11-9121	Natural Sciences Managers	Bachelor's Degree Plus Exp.	22	30	8	36.4%	$29.22	$60,780	330%

Table A.3: Long-Term Projected Occupational Growth in Wyoming's Central-Southeast Region by Highest Net Growth, 2000 and 2010 (Continued)

Rank	SOC[a] Code and Occupation Title		Typical Education Requirements[b]	Employment 2000	Projected 2010	Change Number	Change Percent	2001 Average Wage Hourly	Annual	% of Poverty[c]
79	53-1021	First-Line Sprvsrs./Mgrs. of Helpers, Laborers, & Material Movers, Hand	Exp. in a Related Occupation	ND	ND	ND	ND	$10.42	$21,670	118%
80	51-4072	Molding, Coremaking, & Casting Machine Setters, Oper., & Tenders, Metal & Plastic	Moderate-Term On-the-Job Training	ND	ND	ND	ND	ND	ND	ND
81	11-9051	Food Service Managers	Exp. in a Related Occupation	ND	ND	ND	ND	$13.04	$27,120	147%
82	47-3019	Helpers, Construction Trades, All Other	Short-Term On-the-Job Training	ND	ND	ND	ND	$10.53	$21,890	119%
83	35-3022	Counter Attend., Cafeteria, Food Concession, & Coffee Shop	Short-Term On-the-Job Training	82	90	8	9.8%	$6.12	$12,720	69%
84	29-2021	Dental Hygienists	Associate's Degree	35	43	8	22.9%	$21.06	$43,800	238%
85	31-9099	Healthcare Support Workers, All Other	Short-Term On-the-Job Training	34	42	8	23.5%	$9.30	$19,340	105%
86	29-2071	Medical Records & Health Information Technicians	Associate's Degree	33	41	8	24.2%	$10.20	$21,220	115%
87	47-2211	Sheet Metal Workers	Moderate-Term On-the-Job Training	43	51	8	18.6%	$20.50	$42,630	232%
88	35-3031	Waiters & Waitresses	Short-Term On-the-Job Training	415	423	8	1.9%	$7.37	$15,320	83%
89	53-6031	Service Station Attendants	Short-Term On-the-Job Training	51	58	7	13.7%	$7.53	$15,650	85%
90	39-3091	Amusement & Recreation Attendants	Short-Term On-the-Job Training	127	134	7	5.5%	$6.73	$14,000	76%
91	15-1051	Computer Systems Analysts	Bachelor's Degree	24	31	7	29.2%	$17.06	$35,490	193%
92	43-5081	Stock Clerks & Order Fillers	Short-Term On-the-Job Training	176	183	7	4.0%	$9.24	$19,210	104%
93	47-2152	Plumbers, Pipefitters, & Steamfitters	Long-Term On-the-Job Training	64	71	7	10.9%	$17.18	$35,740	194%
94	31-9094	Medical Transcriptionists	Postsecondary Vocational Training	47	54	7	14.9%	$11.46	$23,840	130%
95	53-3022	Bus Drivers, School	Short-Term On-the-Job Training	257	264	7	2.7%	$9.60	$19,970	109%
96	51-2092	Team Assemblers	Moderate-Term On-the-Job Training	ND	ND	ND	ND	ND	ND	ND
97	37-2011	Janitors & Cleaners, Except Maids & Housekeeping Cleaners	Short-Term On-the-Job Training	681	687	6	0.9%	$8.42	$17,510	95%
98	29-2034	Radiologic Technologists & Technicians	Associate's Degree	28	34	6	21.4%	$16.79	$34,920	190%
99	21-1014	Mental Health Counselors	Master's Degree	ND	ND	ND	ND	$17.57	$36,540	199%
100	47-2041	Carpet Installers	Moderate-Term On-the-Job Training	ND	ND	ND	ND	$14.08	$29,290	159%
101	47-3016	Helpers--Roofers	Short-Term On-the-Job Training	21	27	6	28.6%	$8.11	$16,870	92%
102	47-3013	Helpers--Electricians	Short-Term On-the-Job Training	ND	ND	ND	ND	ND	ND	ND
103	47-2051	Cement Masons & Concrete Finishers	Long-Term On-the-Job Training	ND	ND	ND	ND	$18.11	$37,670	205%
104	39-9031	Fitness Trainers & Aerobics Instructors	Postsecondary Vocational Training	ND	ND	ND	ND	$10.22	$21,260	116%
105	47-2181	Roofers	Moderate-Term On-the-Job Training	21	27	6	28.6%	$11.19	$23,270	126%
106	29-1131	Veterinarians	First Professional Degree	ND	ND	ND	ND	$26.59	$55,310	301%
107	43-9999	All Other Secretaries, Admin. Asst., & Other Office Supp. Workers	Short-Term On-the-Job Training	64	70	6	9.4%	$9.69	$20,150	110%
108	29-1123	Physical Therapists	Master's Degree	27	33	6	22.2%	$25.72	$53,490	291%
109	51-9011	Chemical Equip. Operators & Tenders	Moderate-Term On-the-Job Training	27	33	6	22.2%	$12.77	$26,550	144%
110	43-4111	Interviewers, Except Eligibility & Loan	Short-Term On-the-Job Training	ND	ND	ND	ND	ND	ND	ND
111	11-9141	Property, Real Estate, & Community Association Managers	Bachelor's Degree	ND	ND	ND	ND	$10.40	$21,630	118%
112	17-3011	Architectural & Civil Drafters	Postsecondary Vocational Training	11	17	6	54.5%	$16.08	$33,450	182%
113	29-1011	Chiropractors	First Professional Degree	ND	ND	ND	ND	ND	ND	ND

Table A.3: Long-Term Projected Occupational Growth in Wyoming's Central-Southeast Region by Highest Net Growth, 2000 and 2010 (Continued)

Rank	SOC[a] Code and Occupation Title		Typical Education Requirements[b]	Employment 2000	Projected 2010	Change Number	Change Percent	2001 Average Wage Hourly	Annual	% of Poverty[c]
114	47-5071	Roustabouts, Oil & Gas	Moderate-Term On-the-Job Training	126	131	5	4.0%	$10.35	$21,530	117%
115	43-1011	First-Line Sprvsrs./Mgrs. of Office & Admin. Support Workers	Exp. in a Related Occupation	194	199	5	2.6%	$14.63	$30,430	165%
116	43-5032	Dispatchers, Except Police, Fire, & Ambulance	Moderate-Term On-the-Job Training	28	33	5	17.9%	$15.09	$31,390	171%
117	51-6052	Tailors, Dressmakers, & Custom Sewers	Exp. in a Related Occupation	ND	ND	ND	ND	ND	ND	ND
118	41-3031	Securities, Commodities, & Financial Services Sales Agents	Bachelor's Degree	12	17	5	41.7%	$57.55	$119,700	651%
119	29-1069	Physicians & Surgeons, All Other	First Professional Degree	ND	ND	ND	ND	ND	ND	ND
120	37-1011	First-Line Sprvsrs./Mgrs. of Housekeeping & Janit. Workers	Exp. in a Related Occupation	52	57	5	9.6%	$10.76	$22,380	122%
121	29-2081	Opticians, Dispensing	Long-Term On-the-Job Training	ND	ND	ND	ND	$9.28	$19,300	105%
122	41-2021	Counter & Rental Clerks	Short-Term On-the-Job Training	72	77	5	6.9%	$6.78	$14,110	77%
123	43-9022	Word Processors & Typists	Moderate-Term On-the-Job Training	18	22	4	22.2%	$10.67	$22,200	121%
124	35-9021	Dishwashers	Short-Term On-the-Job Training	273	277	4	1.5%	$6.28	$13,060	71%
125	35-1012	First-Line Sprvsrs./Mgrs. of Food Prep. & Serv. Workers	Exp. in a Related Occupation	ND	ND	ND	ND	$11.67	$24,270	132%
126	29-1063	Internists, General	First Professional Degree	ND	ND	ND	ND	$56.74	$118,030	641%
127	31-2012	Occupational Therapist Aides	Short-Term On-the-Job Training	ND	ND	ND	ND	ND	ND	ND
128	49-3051	Motorboat Mechanics	Long-Term On-the-Job Training	ND	ND	ND	ND	ND	ND	ND
129	13-1051	Cost Estimators	Bachelor's Degree	40	44	4	10.0%	$19.25	$40,040	218%
130	21-1015	Rehabilitation Counselors	Master's Degree	16	20	4	25.0%	$12.68	$26,370	143%
131	15-1071	Network & Computer Systems Administrators	Bachelor's Degree	25	29	4	16.0%	$22.81	$47,450	258%
132	11-2022	Sales Managers	Bachelor's Degree Plus Exp.	19	23	4	21.1%	$20.16	$41,940	228%
133	11-9151	Social & Community Service Managers	Bachelor's Degree	23	27	4	17.4%	$17.46	$36,320	197%
134	33-3031	Fish & Game Wardens	Long-Term On-the-Job Training	ND	ND	ND	ND	ND	ND	ND
135	47-3011	Helpers--Brickmasons, Blockmasons, Stonemasons, & Tile & Marble Setters	Short-Term On-the-Job Training	ND	ND	ND	ND	ND	ND	ND
136	29-2055	Surgical Technologists	Postsecondary Vocational Training	ND	ND	ND	ND	ND	ND	ND
137	43-5052	Postal Service Mail Carriers	Short-Term On-the-Job Training	54	57	3	5.6%	$17.71	$36,840	200%
138	29-1071	Physician Assistants	Bachelor's Degree	ND	ND	ND	ND	$31.09	$64,670	351%
139	47-4031	Fence Erectors	Moderate-Term On-the-Job Training	ND	ND	ND	ND	ND	ND	ND
140	29-1062	Family & General Practitioners	First Professional Degree	ND	ND	ND	ND	ND	ND	ND
141	49-9021	Heating, Air Conditioning, & Refriger. Mechanics & Installers	Long-Term On-the-Job Training	34	37	3	8.8%	$16.02	$33,330	181%
142	43-4061	Eligibility Interviewers, Government Programs	Moderate-Term On-the-Job Training	ND	ND	ND	ND	ND	ND	ND
143	51-4031	Cutting, Punching, & Press Machine Setters, Oper., & Tenders, Metal & Plastic	Moderate-Term On-the-Job Training	ND	ND	ND	ND	ND	ND	ND
144	49-3031	Bus & Truck Mechanics & Diesel Engine Specialists	Postsecondary Vocational Training	76	79	3	3.9%	$11.71	$24,360	132%
145	19-3021	Market Research Analysts	Bachelor's Degree	ND	ND	ND	ND	ND	ND	ND
146	41-9099	Sales & Related Workers, All Other	Moderate-Term On-the-Job Training	ND	ND	ND	ND	$11.78	$24,500	133%
147	29-1127	Speech-Language Pathologists	Master's Degree	40	43	3	7.5%	$18.13	$37,720	205%
148	29-1122	Occupational Therapists	Bachelor's Degree	14	17	3	21.4%	$20.13	$41,880	228%
149	47-2151	Pipelayers	Moderate-Term On-the-Job Training	28	31	3	10.7%	$14.23	$29,600	161%

Table A.3: Long-Term Projected Occupational Growth in Wyoming's Central-Southeast Region by Highest Net Growth, 2000 and 2010 (Continued)

Rank	SOC[a] Code and Occupation Title		Typical Education Requirements[b]	Employment 2000	Projected 2010	Change Number	Change Percent	2001 Average Wage Hourly	Annual	% of Poverty[c]
150	25-9041	Teacher Assistants	Short-Term On-the-Job Training	384	387	3	0.8%	NA	$16,540	90%
151	47-2021	Brickmasons & Blockmasons	Long-Term On-the-Job Training	ND	ND	ND	ND	$20.92	$43,510	236%
152	47-3012	Helpers--Carpenters	Short-Term On-the-Job Training	90	93	3	3.3%	$13.72	$28,530	155%
153	11-9031	Education Administrators, Preschool & Child Care Center/Program	Bachelor's Degree Plus Exp.	10	13	3	30.0%	$19.58	$40,730	221%
154	11-9041	Engineering Managers	Bachelor's Degree Plus Exp.	21	24	3	14.3%	$26.44	$54,990	299%
155	31-2022	Physical Therapist Aides	Short-Term On-the-Job Training	ND	ND	ND	ND	ND	ND	ND
156	47-2221	Structural Iron & Steel Workers	Long-Term On-the-Job Training	ND	ND	ND	ND	ND	ND	ND
157	47-4051	Highway Maintenance Workers	Moderate-Term On-the-Job Training	40	43	3	7.5%	$12.99	$27,010	147%
158	41-2022	Parts Salespersons	Moderate-Term On-the-Job Training	81	84	3	3.7%	$9.38	$19,500	106%
159	19-2043	Hydrologists	Bachelor's Degree	ND	ND	ND	ND	ND	ND	ND
160	13-1073	Training & Development Specialists	Bachelor's Degree	36	38	2	5.6%	$17.76	$36,940	201%
161	11-1031	Legislators	Bachelor's Degree Plus Exp.	37	39	2	5.4%	$8.13	$16,910	92%
162	43-5031	Police, Fire, & Ambulance Dispatchers	Moderate-Term On-the-Job Training	37	39	2	5.4%	$11.45	$23,810	129%
163	11-3040	Human Resources Managers	Bachelor's Degree Plus Exp.	35	37	2	5.7%	$23.66	$49,210	267%
164	21-1092	Probation Officers & Correctional Treatment Specialists	Bachelor's Degree	ND	ND	ND	ND	ND	ND	ND
165	37-9099	All Other Bldg. & Grounds Cleaning & Mainten. Workers	Short-Term On-the-Job Training	22	24	2	9.1%	$10.70	$22,260	121%
166	47-3015	Helpers--Pipelayers, Plumbers, Pipefitters, & Steamfitters	Short-Term On-the-Job Training	ND	ND	ND	ND	ND	ND	ND
167	11-9081	Lodging Managers	Exp. in a Related Occupation	ND	ND	ND	ND	$16.31	$33,920	184%
168	21-1091	Health Educators	Master's Degree	11	13	2	18.2%	$15.31	$31,850	173%
169	35-9099	Food Prep. & Serving Related Workers, All Other	Short-Term On-the-Job Training	ND	ND	ND	ND	$7.37	$15,340	83%
170	35-2014	Cooks, Restaurant	Long-Term On-the-Job Training	127	129	2	1.6%	$7.25	$15,080	82%
171	29-2053	Psychiatric Technicians	Postsecondary Vocational Training	ND	ND	ND	ND	ND	ND	ND
172	43-5071	Shipping, Receiving, & Traffic Clerks	Short-Term On-the-Job Training	65	67	2	3.1%	$9.65	$20,070	109%
173	53-3021	Bus Drivers, Transit & Intercity	Moderate-Term On-the-Job Training	ND	ND	ND	ND	ND	ND	ND
174	43-9061	Office Clerks, General	Short-Term On-the-Job Training	589	591	2	0.3%	$7.99	$16,620	90%
175	43-4161	Human Resources Assistants, Except Payroll & Timekeeping	Short-Term On-the-Job Training	18	20	2	11.1%	$11.52	$23,960	130%
176	33-1099	First-Line Sprvsrs./Mgrs., Protect. Serv. Workers, All Other	Exp. in a Related Occupation	22	24	2	9.1%	$19.97	$41,540	226%
177	19-2031	Chemists	Bachelor's Degree	19	21	2	10.5%	$22.20	$46,170	251%
178	31-1013	Psychiatric Aides	Short-Term On-the-Job Training	ND	ND	ND	ND	ND	ND	ND
179	21-1013	Marriage & Family Therapists	Master's Degree	ND	ND	ND	ND	ND	ND	ND
180	19-1031	Conservation Scientists	Bachelor's Degree	31	33	2	6.5%	$22.60	$47,010	255%
181	13-2072	Loan Officers	Bachelor's Degree	82	84	2	2.4%	$21.74	$45,220	246%
182	29-2054	Respiratory Therapy Technicians	Postsecondary Vocational Training	10	12	2	20.0%	$13.98	$29,070	158%
183	29-1067	Surgeons	First Professional Degree	ND	ND	ND	ND	ND	ND	ND
184	21-1022	Medical & Public Health Social Workers	Bachelor's Degree	ND	ND	ND	ND	ND	ND	ND
185	13-1071	Employment, Recruitment, & Placement Specialists	Bachelor's Degree	29	31	2	6.9%	$16.85	$35,040	190%
186	47-2031	Carpenters	Long-Term On-the-Job Training	168	170	2	1.2%	$16.98	$35,320	192%
187	29-1124	Radiation Therapists	Associate's Degree	ND	ND	ND	ND	ND	ND	ND

Table A.3: Long-Term Projected Occupational Growth in Wyoming's Central-Southeast Region by Highest Net Growth, 2000 and 2010 (Continued)

Rank	SOC[a] Code and Occupation Title		Typical Education Requirements[b]	Employment 2000	Projected 2010	Change Number	Change Percent	2001 Average Wage Hourly	Annual	% of Poverty[c]
188	11-3071	Transportation, Storage, & Distribution Managers	Exp. in a Related Occupation	ND	ND	ND	ND	$21.40	$44,510	242%
189	43-4999	All Other Financial, Information, & Record Clerks	Short-Term On-the-Job Training	46	48	2	4.3%	$10.91	$22,700	123%
190	11-1011	Chief Executives	Bachelor's Degree Plus Exp.	67	69	2	3.0%	$31.19	$64,880	353%
191	33-1012	First-Line Sprvsrs./Mgrs. of Police & Detectives	Exp. in a Related Occupation	33	35	2	6.1%	$19.50	$40,570	220%
192	25-3999	All Other Teachers, Primary, Secondary, & Adult	Bachelor's Degree	289	291	2	0.7%	NA	$23,560	128%
193	37-3012	Pesticide Handlers, Sprayers, & Applicators, Vegetation	Moderate-Term On-the-Job Training	ND	ND	ND	ND	ND	ND	ND
194	43-2011	Switchboard Operators, Incl. Answering Service	Short-Term On-the-Job Training	ND	ND	ND	ND	$7.73	$16,070	87%
195	15-1061	Database Administrators	Bachelor's Degree	16	18	2	12.5%	$13.69	$28,480	155%
196	29-9199	Health Professionals & Technicians, All Other	Associate's Degree	ND	ND	ND	ND	ND	ND	ND
197	19-4093	Forest & Conservation Technicians	Associate's Degree	25	27	2	8.0%	$14.53	$30,230	164%
198	51-5023	Printing Machine Operators	Moderate-Term On-the-Job Training	16	18	2	12.5%	$11.91	$24,770	135%
199	31-2021	Physical Therapist Assistants	Associate's Degree	ND	ND	ND	ND	ND	ND	ND
200	43-9021	Data Entry Keyers	Moderate-Term On-the-Job Training	56	58	2	3.6%	$8.16	$16,970	92%
201	11-9131	Postmasters & Mail Superintendents	Exp. in a Related Occupation	24	26	2	8.3%	$18.32	$38,100	207%
202	43-4071	File Clerks	Short-Term On-the-Job Training	62	64	2	3.2%	$7.03	$14,610	79%
203	37-1012	First-Line Sprvsrs./Mgrs. of Landscaping, Lawn Service, & Groundskeeping Workers	Exp. in a Related Occupation	19	20	1	5.3%	$18.61	$38,710	210%
204	39-1021	First-Line Sprvsrs./Mgrs. of Personal Service Workers	Exp. in a Related Occupation	ND	ND	ND	ND	ND	ND	ND
205	43-4151	Order Clerks	Short-Term On-the-Job Training	40	41	1	2.5%	$7.77	$16,160	88%
206	43-4031	Court, Municipal, & License Clerks	Short-Term On-the-Job Training	17	18	1	5.9%	$13.14	$27,320	148%
207	49-3041	Farm Equip. Mechanics	Postsecondary Vocational Training	44	45	1	2.3%	$14.21	$29,550	161%
208	47-2011	Boilermakers	Long-Term On-the-Job Training	ND	ND	ND	ND	ND	ND	ND
209	43-5053	Postal Service Mail Sorters, Processors, & Processing Machine Operators	Short-Term On-the-Job Training	22	23	1	4.5%	$9.14	$19,020	103%
210	35-3041	Food Servers, Nonrestaurant	Short-Term On-the-Job Training	ND	ND	ND	ND	ND	ND	ND
211	51-9131	Photographic Process Workers	Moderate-Term On-the-Job Training	ND	ND	ND	ND	ND	ND	ND
212	29-1031	Dietitians & Nutritionists	Bachelor's Degree	ND	ND	ND	ND	ND	ND	ND
213	31-2011	Occupational Therapist Assistants	Associate's Degree	ND	ND	ND	ND	ND	ND	ND
214	43-5051	Postal Service Clerks	Short-Term On-the-Job Training	20	21	1	5.0%	$17.65	$36,720	200%
215	29-1020	Dentists	First Professional Degree	ND	ND	ND	ND	ND	ND	ND
216	29-1126	Respiratory Therapists	Associate's Degree	ND	ND	ND	ND	ND	ND	ND
217	51-7021	Furniture Finishers	Long-Term On-the-Job Training	ND	ND	ND	ND	ND	ND	ND
218	43-3051	Payroll & Timekeeping Clerks	Short-Term On-the-Job Training	55	56	1	1.8%	$12.65	$26,310	143%
219	11-3021	Computer & Information Systems Managers	Bachelor's Degree Plus Exp.	26	27	1	3.8%	$24.59	$51,150	278%
220	19-3093	Historians	Master's Degree	ND	ND	ND	ND	ND	ND	ND
221	39-9041	Residential Advisors	Moderate-Term On-the-Job Training	13	14	1	7.7%	$10.70	$22,250	121%
222	53-2012	Commercial Pilots	Postsecondary Vocational Training	ND	ND	ND	ND	ND	ND	ND
223	19-4021	Biological Technicians	Associate's Degree	18	19	1	5.6%	$12.76	$26,540	144%
224	39-3093	Locker Room, Coatroom, & Dressing Room Attendants	Short-Term On-the-Job Training	ND	ND	ND	ND	ND	ND	ND
225	47-4011	Construction & Building Inspectors	Exp. in a Related Occupation	12	13	1	8.3%	$15.36	$31,950	174%

Table A.3: Long-Term Projected Occupational Growth in Wyoming's Central-Southeast Region by Highest Net Growth, 2000 and 2010 (Continued)

Rank	SOC[a] Code and Occupation Title		Typical Education Requirements[b]	Employment 2000	Projected 2010	Change Number	Change Percent	2001 Average Wage Hourly	Annual	% of Poverty[c]
226	53-2099	All Other Air Transportation Workers	Moderate-Term On-the-Job Training	ND	ND	ND	ND	ND	ND	ND
227	33-9099	Protect. Serv. Workers, All Other	Short-Term On-the-Job Training	ND	ND	ND	ND	ND	ND	ND
228	43-9011	Computer Operators	Moderate-Term On-the-Job Training	32	33	1	3.1%	$11.26	$23,410	127%
229	39-2011	Animal Trainers	Moderate-Term On-the-Job Training	ND	ND	ND	ND	ND	ND	ND
230	29-1125	Recreational Therapists	Bachelor's Degree	ND	ND	ND	ND	ND	ND	ND
231	31-9011	Massage Therapists	Postsecondary Vocational Training	ND	ND	ND	ND	ND	ND	ND
232	35-2015	Cooks, Short Order	Short-Term On-the-Job Training	ND	ND	ND	ND	ND	ND	ND
233	29-2056	Veterinary Technologists & Technicians	Associate's Degree	ND	ND	ND	ND	ND	ND	ND
234	53-7072	Pump Operators, Except Wellhead Pumpers	Moderate-Term On-the-Job Training	ND	ND	ND	ND	ND	ND	ND
235	27-3031	Public Relations Specialists	Bachelor's Degree	20	21	1	5.0%	$17.95	$37,340	203%
236	51-2022	Electrical & Electronic Equip. Assemblers	Short-Term On-the-Job Training	ND	ND	ND	ND	ND	ND	ND
237	37-3013	Tree Trimmers & Pruners	Short-Term On-the-Job Training	ND	ND	ND	ND	ND	ND	ND
238	33-1021	First-Line Sprvsrs./Mgrs. of Fire Fighting & Prevention Workers	Exp. in a Related Occupation	ND	ND	ND	ND	ND	ND	ND
239	13-2081	Tax Examiners, Collectors, & Revenue Agents	Bachelor's Degree	ND	ND	ND	ND	ND	ND	ND
240	53-1031	First-Line Sprvsrs./Mgrs. of Transportation & Material-Moving Machine & Vehicle Operators	Exp. in a Related Occupation	62	63	1	1.6%	$17.30	$35,990	196%
241	39-4021	Funeral Attendants	Short-Term On-the-Job Training	ND	ND	ND	ND	ND	ND	ND
242	33-3021	Detectives & Criminal Investigators	Exp. in a Related Occupation	12	13	1	8.3%	$15.19	$31,590	172%
243	29-1064	Obstetricians & Gynecologists	First Professional Degree	ND	ND	ND	ND	ND	ND	ND
244	21-1011	Substance Abuse & Behavioral Disorder Counselors	Master's Degree	ND	ND	ND	ND	ND	ND	ND
245	31-9093	Medical Equip. Preparers	Short-Term On-the-Job Training	ND	ND	ND	ND	ND	ND	ND
246	43-5011	Cargo & Freight Agents	Moderate-Term On-the-Job Training	ND	ND	ND	ND	ND	ND	ND
247	29-2012	Medical & Clinical Laboratory Technicians	Associate's Degree	ND	ND	ND	ND	ND	ND	ND
248	19-1023	Zoologists & Wildlife Biologists	Doctoral Degree	10	11	1	10.0%	$26.67	$55,470	301%
249	15-1081	Network Systems & Data Communications Analysts	Bachelor's Degree	ND	ND	ND	ND	ND	ND	ND
250	43-5061	Production, Planning, & Expediting Clerks	Short-Term On-the-Job Training	ND	ND	ND	ND	$9.54	$19,850	108%
251	11-2021	Marketing Managers	Bachelor's Degree Plus Exp.	ND	ND	ND	ND	$24.14	$50,210	273%
252	51-4041	Machinists	Long-Term On-the-Job Training	19	20	1	5.3%	$16.95	$35,250	192%
253	49-3099	All Other Vehicle & Mobile Equip. Mechanics, Install., & Repairers	Moderate-Term On-the-Job Training	ND	ND	ND	ND	ND	ND	ND
254	49-9099	Installation, Maintenance, & Repair Workers, All Other	Short-Term On-the-Job Training	24	25	1	4.2%	$12.78	$26,590	145%
255	47-5013	Service Unit Operators, Oil, Gas, & Mining	Moderate-Term On-the-Job Training	ND	ND	ND	ND	ND	ND	ND
256	29-2032	Diagnostic Medical Sonographers	Associate's Degree	ND	ND	ND	ND	ND	ND	ND
257	29-1041	Optometrists	First Professional Degree	ND	ND	ND	ND	ND	ND	ND
258	45-2093	Farmworkers, Farm & Ranch Animals	Short-Term On-the-Job Training	ND	ND	ND	ND	ND	ND	ND
259	23-1023	Judges, Magistrate Judges, & Magistrates	Bachelor's Degree Plus Exp.	ND	ND	ND	ND	ND	ND	ND
260	39-3021	Motion Picture Projectionists	Short-Term On-the-Job Training	ND	ND	ND	ND	ND	ND	ND

Table A.3: Long-Term Projected Occupational Growth in Wyoming's Central-Southeast Region by Highest Net Growth, 2000 and 2010 (Continued)

Rank	SOC[a] Code and Occupation Title		Typical Education Requirements[b]	Employment 2000	Projected 2010	Change Number	Change Percent	2001 Average Wage Hourly	Annual	% of Poverty[c]
261	13-1041	Compliance Officers, Except Agriculture, Construction, Health & Safety, & Transportation	Long-Term On-the-Job Training	15	16	1	6.7%	$20.63	$42,900	233%
262	11-9061	Funeral Directors	Associate's Degree	ND	ND	ND	ND	ND	ND	ND
263	29-2052	Pharmacy Technicians	Moderate-Term On-the-Job Training	30	31	1	3.3%	$8.77	$18,240	99%
264	29-2033	Nuclear Medicine Technologists	Associate's Degree	ND	ND	ND	ND	ND	ND	ND
265	49-9062	Medical Equip. Repairers	Moderate-Term On-the-Job Training	ND	ND	ND	ND	ND	ND	ND
266	49-3093	Tire Repairers & Changers	Short-Term On-the-Job Training	18	19	1	5.6%	$8.48	$17,630	96%
267	43-4131	Loan Interviewers & Clerks	Short-Term On-the-Job Training	55	56	1	1.8%	$10.43	$21,690	118%
268	35-2011	Cooks, Fast Food	Short-Term On-the-Job Training	ND	ND	ND	ND	ND	ND	ND
269	51-6093	Upholsterers	Long-Term On-the-Job Training	ND	ND	ND	ND	ND	ND	ND
270	29-1065	Pediatricians, General	First Professional Degree	ND	ND	ND	ND	ND	ND	ND
271	43-2099	Communications Equip. Operators, All Other	Short-Term On-the-Job Training	ND	ND	ND	ND	ND	ND	ND
272	51-4034	Lathe & Turning Machine Tool Setters, Oper., & Tenders, Metal & Plastic	Moderate-Term On-the-Job Training	ND	ND	ND	ND	ND	ND	ND
273	25-2041	Special Ed. Teachers, Preschool, Kndrgrtn., & Elem. School	Bachelor's Degree	82	83	1	1.2%	NA	$34,380	187%
274	49-3011	Aircraft Mechanics & Service Technicians	Postsecondary Vocational Training	ND	ND	ND	ND	ND	ND	ND
275	27-3099	Media & Communication Workers, All Other	Long-Term On-the-Job Training	ND	ND	ND	ND	ND	ND	ND
276	53-3011	Ambulance Drivers & Attend., Except Emrgncy. Med. Techs.	Moderate-Term On-the-Job Training	ND	ND	ND	ND	ND	ND	ND
277	47-5012	Rotary Drill Operators, Oil & Gas	Moderate-Term On-the-Job Training	ND	ND	ND	ND	ND	ND	ND
278	41-4011	Sales Reps., Whlsle. & Manufact., Tech. & Scientific Prod.	Moderate-Term On-the-Job Training	ND	ND	ND	ND	ND	ND	ND
279	13-1061	Emergency Management Specialists	Exp. in a Related Occupation	ND	ND	ND	ND	ND	ND	ND
280	33-1011	First-Line Sprvsrs./Mgrs. of Correctional Officers	Exp. in a Related Occupation	ND	ND	ND	ND	ND	ND	ND
281	31-9095	Pharmacy Aides	Short-Term On-the-Job Training	ND	ND	ND	ND	ND	ND	ND
282	41-9022	Real Estate Sales Agents	Postsecondary Vocational Training	ND	ND	ND	ND	ND	ND	ND
283	47-5099	Extraction Workers, All Other	Short-Term On-the-Job Training	ND	ND	ND	ND	ND	ND	ND
284	19-1022	Microbiologists	Doctoral Degree	ND	ND	ND	ND	ND	ND	ND
285	51-2099	Assemblers & Fabricators, All Other	Moderate-Term On-the-Job Training	ND	ND	ND	ND	ND	ND	ND
286	49-9063	Musical Instrument Repairers & Tuners	Long-Term On-the-Job Training	ND	ND	ND	ND	ND	ND	ND
287	41-9011	Demonstrators & Product Promoters	Moderate-Term On-the-Job Training	ND	ND	ND	ND	ND	ND	ND
288	17-2112	Industrial Engineers	Bachelor's Degree	ND	ND	ND	ND	ND	ND	ND
289	21-2011	Clergy	First Professional Degree	ND	ND	ND	ND	ND	ND	ND
290	29-1061	Anesthesiologists	First Professional Degree	ND	ND	ND	ND	ND	ND	ND
291	33-9021	Private Detectives & Investigators	Exp. in a Related Occupation	ND	ND	ND	ND	ND	ND	ND
292	45-4011	Forest & Conservation Workers	Moderate-Term On-the-Job Training	ND	ND	ND	ND	ND	ND	ND
293	49-2097	Elec. Home Entertainment Equip. Installers & Repairers	Postsecondary Vocational Training	ND	ND	ND	ND	ND	ND	ND
294	49-3052	Motorcycle Mechanics	Long-Term On-the-Job Training	ND	ND	ND	ND	ND	ND	ND
295	45-2092	Farmworkers & Laborers, Crop, Nursery, & Greenhouse	Short-Term On-the-Job Training	ND	ND	ND	ND	ND	ND	ND
296	51-4081	Multiple Machine Tool Setters, Oper., & Tenders, Metal & Plastic	Moderate-Term On-the-Job Training	ND	ND	ND	ND	ND	ND	ND

Table A.3: Long-Term Projected Occupational Growth in Wyoming's Central-Southeast Region by Highest Net Growth, 2000 and 2010 (Continued)

Rank	SOC[a] Code and Occupation Title		Typical Education Requirements[b]	Employment 2000	Projected 2010	Change Number	Change Percent	2001 Average Wage Hourly	Annual	% of Poverty[c]
297	21-1023	Mental Health & Substance Abuse Social Workers	Master's Degree	ND	ND	ND	ND	ND	ND	ND
298	43-3061	Procurement Clerks	Short-Term On-the-Job Training	ND	ND	ND	ND	ND	ND	ND
299	33-2021	Fire Inspectors & Investigators	Exp. in a Related Occupation	ND	ND	ND	ND	ND	ND	ND
300	13-2021	Appraisers & Assessors of Real Estate	Postsecondary Vocational Training	ND	ND	ND	ND	ND	ND	ND
301	27-3042	Technical Writers	Bachelor's Degree	ND	ND	ND	ND	ND	ND	ND
302	19-4041	Geological & Petroleum Technicians	Associate's Degree	ND	ND	ND	ND	ND	ND	ND
303	29-1066	Psychiatrists	First Professional Degree	ND	ND	ND	ND	ND	ND	ND
304	17-2171	Petroleum Engineers	Bachelor's Degree	ND	ND	ND	ND	ND	ND	ND
305	39-4011	Embalmers	Postsecondary Vocational Training	ND	ND	ND	ND	ND	ND	ND
306	17-1021	Cartographers & Photogrammetrists	Bachelor's Degree	ND	ND	ND	ND	ND	ND	ND
307	33-2022	Forest Fire Inspectors & Prevention Specialists	Exp. in a Related Occupation	ND	ND	ND	ND	ND	ND	ND
308	19-1099	Life Scientists, All Other	Bachelor's Degree	53	54	1	1.9%	$19.61	$40,780	222%
309	51-9123	Painting, Coating, & Decorating Workers	Short-Term On-the-Job Training	ND	ND	ND	ND	ND	ND	ND
310	19-3051	Urban & Regional Planners	Master's Degree	ND	ND	ND	ND	ND	ND	ND
311	17-3023	Electrical & Electronic Engineering Technicians	Associate's Degree	ND	ND	ND	ND	ND	ND	ND
312	43-4041	Credit Authorizers, Checkers, & Clerks	Short-Term On-the-Job Training	ND	ND	ND	ND	ND	ND	ND
313	23-1021	Administrative Law Judges, Adjudicators, & Hearing Officers	Bachelor's Degree Plus Exp.	ND	ND	ND	ND	ND	ND	ND
314	45-2041	Graders & Sorters, Agricultural Products	Exp. in a Related Occupation	ND	ND	ND	ND	ND	ND	ND
315	51-6031	Sewing Machine Operators	Moderate-Term On-the-Job Training	ND	ND	ND	ND	ND	ND	ND
316	51-6021	Pressers, Textile, Garment, & Related Materials	Short-Term On-the-Job Training	ND	ND	ND	ND	ND	ND	ND
317	29-1199	Health Diagnosing & Treating Practitioners, All Other	First Professional Degree	14	14	0	0.0%	$34.60	$71,970	391%
318	27-2032	Choreographers	Exp. in a Related Occupation	ND	ND	ND	ND	ND	ND	ND
319	43-5021	Couriers & Messengers	Short-Term On-the-Job Training	ND	ND	ND	ND	ND	ND	ND
320	49-3053	Outdoor Power Equip. & Other Small Engine Mechanics	Moderate-Term On-the-Job Training	ND	ND	ND	ND	ND	ND	ND
321	35-9031	Hosts & Hostesses, Restaurant, Lounge, & Coffee Shop	Short-Term On-the-Job Training	ND	ND	ND	ND	$5.98	$12,440	68%
322	19-3092	Geographers	Master's Degree	ND	ND	ND	ND	ND	ND	ND
323	23-2092	Law Clerks	Bachelor's Degree	ND	ND	ND	ND	ND	ND	ND
324	27-1027	Set & Exhibit Designers	Bachelor's Degree	ND	ND	ND	ND	ND	ND	ND
325	51-8099	Plant & System Operators, All Other	Long-Term On-the-Job Training	ND	ND	ND	ND	ND	ND	ND
326	43-9081	Proofreaders & Copy Markers	Short-Term On-the-Job Training	ND	ND	ND	ND	ND	ND	ND
327	25-4021	Librarians	Master's Degree	60	60	0	0.0%	$16.37	$34,050	185%
328	41-9041	Telemarketers	Short-Term On-the-Job Training	ND	ND	ND	ND	ND	ND	ND
329	27-1026	Merchandise Displayers & Window Trimmers	Moderate-Term On-the-Job Training	ND	ND	ND	ND	ND	ND	ND
330	41-9091	Door-To-Door Sales Workers, News & Street Vendors, & Related Workers	Short-Term On-the-Job Training	ND	ND	ND	ND	ND	ND	ND
331	53-2011	Airline Pilots, Copilots, & Flight Engineers	Bachelor's Degree	ND	ND	ND	ND	ND	ND	ND
332	43-2021	Telephone Operators	Short-Term On-the-Job Training	ND	ND	ND	ND	ND	ND	ND
333	51-5022	Prepress Technicians & Workers	Long-Term On-the-Job Training	ND	ND	ND	ND	$7.89	$16,420	89%
334	51-5021	Job Printers	Long-Term On-the-Job Training	13	13	0	0.0%	$9.55	$19,860	108%

Table A.3: Long-Term Projected Occupational Growth in Wyoming's Central-Southeast Region by Highest Net Growth, 2000 and 2010 (Continued)

Rank	SOC[a] Code and Occupation Title		Typical Education Requirements[b]	Employment 2000	Projected 2010	Change Number	Change Percent	2001 Average Wage Hourly	Annual	% of Poverty[c]
335	43-3071	Tellers	Short-Term On-the-Job Training	122	122	0	0.0%	$8.53	$17,750	96%
336	49-9052	Telecommunications Line Installers & Repairers	Long-Term On-the-Job Training	13	13	0	0.0%	$17.60	$36,620	199%
337	17-1012	Landscape Architects	Bachelor's Degree	ND	ND	ND	ND	ND	ND	ND
338	17-2021	Agricultural Engineers	Bachelor's Degree	ND	ND	ND	ND	ND	ND	ND
339	27-3043	Writers & Authors	Bachelor's Degree	ND	ND	ND	ND	ND	ND	ND
340	27-4099	Media & Communication Equip. Workers, All Other	Moderate-Term On-the-Job Training	ND	ND	ND	ND	ND	ND	ND
341	49-9093	Fabric Menders, Except Garment	Moderate-Term On-the-Job Training	ND	ND	ND	ND	ND	ND	ND
342	47-4021	Elevator Installers & Repairers	Long-Term On-the-Job Training	ND	ND	ND	ND	ND	ND	ND
343	27-1099	All Other Art & Design Workers	Bachelor's Degree	ND	ND	ND	ND	ND	ND	ND
344	25-4031	Library Technicians	Short-Term On-the-Job Training	41	41	0	0.0%	$8.98	$18,690	102%
345	11-2031	Public Relations Managers	Bachelor's Degree Plus Exp.	14	14	0	0.0%	$23.08	$48,010	261%
346	43-9031	Desktop Publishers	Postsecondary Vocational Training	ND	ND	ND	ND	ND	ND	ND
347	51-6092	Fabric & Apparel Patternmakers	Long-Term On-the-Job Training	ND	ND	ND	ND	ND	ND	ND
348	53-7071	Gas Compressor & Gas Pumping Station Operators	Moderate-Term On-the-Job Training	ND	ND	ND	ND	ND	ND	ND
349	17-2131	Materials Engineers	Bachelor's Degree	ND	ND	ND	ND	ND	ND	ND
350	51-4191	Heat Treating Equip. Setters, Oper., & Tenders, Metal & Plastic	Moderate-Term On-the-Job Training	ND	ND	ND	ND	ND	ND	ND
351	53-7021	Crane & Tower Operators	Moderate-Term On-the-Job Training	ND	ND	ND	ND	ND	ND	ND
352	27-3020	News Analysts, Reporters & Correspondents	Long-Term On-the-Job Training	13	13	0	0.0%	$10.11	$21,030	114%
353	13-2031	Budget Analysts	Bachelor's Degree	ND	ND	ND	ND	ND	ND	ND
354	25-9199	Library, Museum, Training, & Other Ed. Workers, All Other	Bachelor's Degree	ND	ND	ND	ND	ND	ND	ND
355	29-1121	Audiologists	Master's Degree	ND	ND	ND	ND	ND	ND	ND
356	41-3011	Advertising Sales Agents	Moderate-Term On-the-Job Training	28	28	0	0.0%	$9.89	$20,570	112%
357	25-9031	Instructional Coordinators	Master's Degree	ND	ND	ND	ND	ND	ND	ND
358	41-1012	First-Line Sprvsrs./Mgrs. of Non-Retail Sales Workers	Exp. in a Related Occupation	9	9	0	0.0%	$17.95	$37,340	203%
359	13-1121	Meeting & Convention Planners	Bachelor's Degree	ND	ND	ND	ND	ND	ND	ND
360	27-1022	Fashion Designers	Bachelor's Degree	ND	ND	ND	ND	ND	ND	ND
361	27-4032	Film & Video Editors	Bachelor's Degree	ND	ND	ND	ND	ND	ND	ND
362	11-9011	Farm, Ranch, & Other Agricultural Managers	Bachelor's Degree Plus Exp.	ND	ND	ND	ND	ND	ND	ND
363	25-1082	Library Science Teachers, Postsecondary	Doctoral Degree	ND	ND	ND	ND	ND	ND	ND
364	37-2021	Pest Control Workers	Moderate-Term On-the-Job Training	ND	ND	ND	ND	ND	ND	ND
365	51-9195	Molders, Shapers, & Casters, Except Metal & Plastic	Moderate-Term On-the-Job Training	ND	ND	ND	ND	ND	ND	ND
366	49-2091	Avionics Technicians	Postsecondary Vocational Training	ND	ND	ND	ND	ND	ND	ND
367	27-1024	Graphic Designers	Bachelor's Degree	17	17	0	0.0%	$10.59	$22,020	120%
368	27-3091	Interpreters & Translators	Long-Term On-the-Job Training	ND	ND	ND	ND	ND	ND	ND
369	27-4011	Audio & Video Equip. Technicians	Long-Term On-the-Job Training	ND	ND	ND	ND	ND	ND	ND
370	49-9094	Locksmiths & Safe Repairers	Moderate-Term On-the-Job Training	ND	ND	ND	ND	ND	ND	ND
371	27-1021	Commercial & Industrial Designers	Bachelor's Degree	ND	ND	ND	ND	ND	ND	ND
372	15-1011	Computer & Information Scientists, Research	Doctoral Degree	ND	ND	ND	ND	ND	ND	ND
373	25-9011	Audio-Visual Collections Specialists	Moderate-Term On-the-Job Training	ND	ND	ND	ND	ND	ND	ND

Table A.3: Long-Term Projected Occupational Growth in Wyoming's Central-Southeast Region by Highest Net Growth, 2000 and 2010 (Continued)

Rank	SOC[a] Code and Occupation Title		Typical Education Requirements[b]	Employment 2000	Projected 2010	Change Number	Change Percent	2001 Average Wage Hourly	Annual	% of Poverty[c]
374	19-3031	Clinical, Counseling, & School Psychologists	Bachelor's Degree	ND	ND	ND	ND	ND	ND	ND
375	25-2023	Voc. Ed. Teachers, Middle School	Bachelor's Degree	ND	ND	ND	ND	ND	ND	ND
376	25-3011	Adult Literacy, Remedial Ed., & GED Teachers & Instructors	Bachelor's Degree	ND	ND	ND	ND	ND	ND	ND
377	25-1113	Social Work Teachers, Postsecondary	Doctoral Degree	ND	ND	ND	ND	ND	ND	ND
378	49-9091	Coin, Vending, & Amusement Machine Servicers & Repairers	Moderate-Term On-the-Job Training	ND	ND	ND	ND	ND	ND	ND
379	23-2011	Paralegals & Legal Assistants	Associate's Degree	11	11	0	0.0%	$11.53	$23,980	130%
380	51-4051	Metal-Refining Furnace Operators & Tenders	Moderate-Term On-the-Job Training	ND	ND	ND	ND	ND	ND	ND
381	27-2042	Musicians & Singers	Long-Term On-the-Job Training	ND	ND	ND	ND	ND	ND	ND
382	27-4012	Broadcast Technicians	Postsecondary Vocational Training	ND	ND	ND	ND	ND	ND	ND
383	29-9091	Athletic Trainers	Bachelor's Degree	ND	ND	ND	ND	ND	ND	ND
384	25-1051	Atmospheric, Earth, Marine, & Space Sciences Teachers, Postsecondary	Doctoral Degree	ND	ND	ND	ND	ND	ND	ND
385	25-1062	Area, Ethnic, & Cultural Studies Teachers, Postsecondary	Doctoral Degree	ND	ND	ND	ND	ND	ND	ND
386	27-2022	Coaches & Scouts	Long-Term On-the-Job Training	43	43	0	0.0%	NA	$49,030	266%
387	43-4141	New Accounts Clerks	Exp. in a Related Occupation	37	37	0	0.0%	$9.48	$19,720	107%
388	49-2092	Electric Motor, Power Tool, & Related Repairers	Postsecondary Vocational Training	ND	ND	ND	ND	ND	ND	ND
389	25-1072	Nursing Instructors & Teachers, Postsecondary	Doctoral Degree	ND	ND	ND	ND	ND	ND	ND
390	51-3091	Food & Tobacco Roasting, Baking, & Drying Machine Operators & Tenders	Short-Term On-the-Job Training	ND	ND	ND	ND	ND	ND	ND
391	15-1099	Computer Specialists, All Other	Postsecondary Vocational Training	26	25	-1	-3.8%	$15.12	$31,440	171%
392	19-3099	Social Scientists & Related Workers, All Other	Master's Degree	ND	ND	ND	ND	ND	ND	ND
393	25-1193	Recreation & Fitness Studies Teachers, Postsecondary	Doctoral Degree	ND	ND	ND	ND	ND	ND	ND
394	25-1064	Geography Teachers, Postsecondary	Doctoral Degree	ND	ND	ND	ND	ND	ND	ND
395	25-1126	Philosophy & Religion Teachers, Postsecondary	Doctoral Degree	ND	ND	ND	ND	ND	ND	ND
396	53-7121	Tank Car, Truck, & Ship Loaders	Moderate-Term On-the-Job Training	ND	ND	ND	ND	ND	ND	ND
397	47-5042	Mine Cutting & Channeling Machine Operators	Moderate-Term On-the-Job Training	ND	ND	ND	ND	ND	ND	ND
398	53-7111	Shuttle Car Operators	Short-Term On-the-Job Training	ND	ND	ND	ND	ND	ND	ND
399	25-1067	Sociology Teachers, Postsecondary	Doctoral Degree	ND	ND	ND	ND	ND	ND	ND
400	13-2041	Credit Analysts	Bachelor's Degree	ND	ND	ND	ND	ND	ND	ND
401	25-1061	Anthropology & Archeology Teachers, Postsecondary	Doctoral Degree	ND	ND	ND	ND	ND	ND	ND
402	25-1111	Criminal Justice & Law Enforcement Teachers, Postsecondary	Doctoral Degree	ND	ND	ND	ND	ND	ND	ND
403	25-1112	Law Teachers, Postsecondary	Doctoral Degree	ND	ND	ND	ND	ND	ND	ND
404	11-2011	Advertising & Promotions Managers	Bachelor's Degree Plus Exp.	19	18	-1	-5.3%	$15.41	$32,050	174%
405	13-2051	Financial Analysts	Bachelor's Degree	ND	ND	ND	ND	ND	ND	ND
406	17-3012	Electrical & Electronics Drafters	Postsecondary Vocational Training	ND	ND	ND	ND	ND	ND	ND
407	51-9041	Extruding, Forming, Pressing, & Compacting Machine Setters, Oper., & Tenders	Moderate-Term On-the-Job Training	ND	ND	ND	ND	ND	ND	ND

Table A.3: Long-Term Projected Occupational Growth in Wyoming's Central-Southeast Region by Highest Net Growth, 2000 and 2010 (Continued)

Rank	SOC[a] Code and Occupation Title		Typical Education Requirements[b]	Employment 2000	Projected 2010	Change Number	Change Percent	2001 Average Wage Hourly	Annual	% of Poverty[c]
408	17-2111	Health & Safety Engineers, Except Mining Safety Engrs. & Inspectors	Bachelor's Degree	ND	ND	ND	ND	ND	ND	ND
409	51-3092	Food Batchmakers	Short-Term On-the-Job Training	ND	ND	ND	ND	ND	ND	ND
410	25-1021	Computer Science Teachers, Postsecondary	Doctoral Degree	ND	ND	ND	ND	ND	ND	ND
411	33-9032	Security Guards	Short-Term On-the-Job Training	28	27	-1	-3.6%	$10.06	$20,920	114%
412	53-4011	Locomotive Engineers	Exp. in a Related Occupation	ND	ND	ND	ND	ND	ND	ND
413	53-1011	Aircraft Cargo Handling Supervisors	Exp. in a Related Occupation	ND	ND	ND	ND	ND	ND	ND
414	45-4023	Log Graders & Scalers	Moderate-Term On-the-Job Training	ND	ND	ND	ND	ND	ND	ND
415	49-2099	All Other Electrical & Electr. Equip. Mechanics, Install., & Repairers	Postsecondary Vocational Training	ND	ND	ND	ND	ND	ND	ND
416	43-9071	Office Machine Operators, Except Computer	Short-Term On-the-Job Training	ND	ND	ND	ND	ND	ND	ND
417	23-9099	All Other Legal & Related Workers	Bachelor's Degree	ND	ND	ND	ND	ND	ND	ND
418	49-2094	Electrical & Electronics Repairers, Comm. & Industrl. Equip.	Postsecondary Vocational Training	14	13	-1	-7.1%	$15.13	$31,480	171%
419	25-1065	Political Science Teachers, Postsecondary	Doctoral Degree	ND	ND	ND	ND	ND	ND	ND
420	25-1031	Architecture Teachers, Postsecondary	Doctoral Degree	ND	ND	ND	ND	ND	ND	ND
421	25-1125	History Teachers, Postsecondary	Doctoral Degree	ND	ND	ND	ND	ND	ND	ND
422	27-3010	Announcers	Long-Term On-the-Job Training	27	26	-1	-3.7%	$7.51	$15,620	85%
423	11-3061	Purchasing Managers	Bachelor's Degree Plus Exp.	ND	ND	ND	ND	ND	ND	ND
424	51-9023	Mixing & Blending Machine Setters, Oper., & Tenders	Moderate-Term On-the-Job Training	32	32	0	0.0%	$13.84	$28,790	156%
425	13-1021	Purchasing Agents & Buyers, Farm Prod.	Exp. in a Related Occupation	ND	ND	ND	ND	ND	ND	ND
426	27-3041	Editors	Bachelor's Degree	15	14	-1	-6.7%	$14.38	$29,900	163%
427	51-6099	Textile, Apparel, & Furnishings Workers, All Other	Moderate-Term On-the-Job Training	ND	ND	ND	ND	ND	ND	ND
428	25-1052	Chemistry Teachers, Postsecondary	Doctoral Degree	ND	ND	ND	ND	ND	ND	ND
429	25-1066	Psychology Teachers, Postsecondary	Doctoral Degree	ND	ND	ND	ND	ND	ND	ND
430	25-1124	Foreign Language & Literature Teachers, Postsecondary	Doctoral Degree	ND	ND	ND	ND	ND	ND	ND
431	51-9121	Coating, Painting, & Spraying Machine Setters, Oper., & Tenders	Moderate-Term On-the-Job Training	ND	ND	ND	ND	ND	ND	ND
432	35-1011	Chefs & Head Cooks	Postsecondary Vocational Training	ND	ND	ND	ND	$8.43	$17,540	95%
433	25-1063	Economics Teachers, Postsecondary	Doctoral Degree	ND	ND	ND	ND	ND	ND	ND
434	25-1122	Communications Teachers, Postsecondary	Doctoral Degree	ND	ND	ND	ND	ND	ND	ND
435	25-2042	Special Ed. Teachers, Middle School	Bachelor's Degree	18	17	-1	-5.6%	NA	$37,900	206%
436	43-5199	All Other Material Recording, Scheduling, Dispatching, & Distributing Workers	Short-Term On-the-Job Training	ND	ND	ND	ND	ND	ND	ND
437	17-2141	Mechanical Engineers	Bachelor's Degree	ND	ND	ND	ND	ND	ND	ND
438	27-4021	Photographers	Long-Term On-the-Job Training	ND	ND	ND	ND	$9.26	$19,270	105%
439	45-9099	Farm., Fishing, & Forestry Workers, All Other	Moderate-Term On-the-Job Training	ND	ND	ND	ND	$27.45	$57,090	310%
440	45-1011	First-Line Sprvsrs./Mgrs. of Farm., Fishing, & Forestry Workers	Exp. in a Related Occupation	ND	ND	ND	ND	ND	ND	ND
441	51-3021	Butchers & Meat Cutters	Long-Term On-the-Job Training	33	32	-1	-3.0%	$12.31	$25,600	139%
442	25-1053	Environmental Science Teachers, Postsecondary	Doctoral Degree	ND	ND	ND	ND	ND	ND	ND

Table A.3: Long-Term Projected Occupational Growth in Wyoming's Central-Southeast Region by Highest Net Growth, 2000 and 2010 (Continued)

Rank	SOC[a] Code and Occupation Title		Typical Education Requirements[b]	Employment 2000	Projected 2010	Change Number	Change Percent	2001 Average Wage Hourly	Annual	% of Poverty[c]
443	25-1123	English Language & Literature Teachers, Postsecondary	Doctoral Degree	ND	ND	ND	ND	ND	ND	ND
444	47-5051	Rock Splitters, Quarry	Moderate-Term On-the-Job Training	ND	ND	ND	ND	ND	ND	ND
445	17-2199	Engineers, All Other	Bachelor's Degree	56	55	-1	-1.8%	$23.85	$49,620	270%
446	25-1011	Business Teachers, Postsecondary	Doctoral Degree	ND	ND	ND	ND	ND	ND	ND
447	27-2012	Producers & Directors	Bachelor's Degree Plus Exp.	ND	ND	ND	ND	ND	ND	ND
448	25-1042	Biological Science Teachers, Postsecondary	Doctoral Degree	ND	ND	ND	ND	ND	ND	ND
449	13-2099	Financial Specialists, All Other	Bachelor's Degree	37	36	-1	-2.7%	$13.52	$28,120	153%
450	25-9021	Farm & Home Management Advisors	Bachelor's Degree	26	25	-1	-3.8%	$22.43	$46,650	254%
451	25-2032	Voc. Ed. Teachers, Secondary School	Bachelor's Degree	27	26	-1	-3.7%	NA	$33,940	184%
452	17-3024	Electro-Mechanical Technicians	Associate's Degree	ND	ND	ND	ND	ND	ND	ND
453	47-4999	All Other Construction Trades & Related Workers	Moderate-Term On-the-Job Training	ND	ND	ND	ND	ND	ND	ND
454	51-8031	Water & Liquid Waste Treatment Plant & System Operators	Long-Term On-the-Job Training	86	85	-1	-1.2%	$15.84	$32,950	179%
455	19-2099	Physical Scientists, All Other	Bachelor's Degree	37	36	-1	-2.7%	$20.42	$42,470	231%
456	49-9069	Precision Instrument & Equip. Repairers, All Other	Long-Term On-the-Job Training	ND	ND	ND	ND	ND	ND	ND
457	25-1022	Mathematical Science Teachers, Postsecondary	Doctoral Degree	ND	ND	ND	ND	ND	ND	ND
458	19-1032	Foresters	Bachelor's Degree	13	12	-1	-7.7%	$24.14	$50,210	273%
459	15-1032	Computer Software Engineers, Systems Software	Bachelor's Degree	27	26	-1	-3.7%	$22.03	$45,820	249%
460	21-1012	Educational, Vocational, & School Counselors	Master's Degree	94	93	-1	-1.1%	$15.89	$33,060	180%
461	15-1021	Computer Programmers	Bachelor's Degree	37	36	-1	-2.7%	$19.09	$39,700	216%
462	25-1081	Education Teachers, Postsecondary	Doctoral Degree	ND	ND	ND	ND	ND	ND	ND
463	51-5011	Bindery Workers	Moderate-Term On-the-Job Training	ND	ND	ND	ND	ND	ND	ND
464	25-4010	Archivists, Curators, & Museum Technicians	Master's Degree	22	21	-1	-4.5%	$15.03	$31,250	170%
465	43-5041	Meter Readers, Utilities	Short-Term On-the-Job Training	ND	ND	ND	ND	$13.43	$27,930	152%
466	51-3023	Slaughterers & Meat Packers	Moderate-Term On-the-Job Training	ND	ND	ND	ND	ND	ND	ND
467	25-1054	Physics Teachers, Postsecondary	Doctoral Degree	ND	ND	ND	ND	ND	ND	ND
468	43-4181	Reservation & Transportation Ticket Agents & Travel Clerks	Short-Term On-the-Job Training	ND	ND	ND	ND	ND	ND	ND
469	27-1023	Floral Designers	Moderate-Term On-the-Job Training	ND	ND	ND	ND	ND	ND	ND
470	25-1032	Engineering Teachers, Postsecondary	Doctoral Degree	ND	ND	ND	ND	ND	ND	ND
471	25-1071	Health Specialties Teachers, Postsecondary	Doctoral Degree	ND	ND	ND	ND	ND	ND	ND
472	25-1121	Art, Drama, & Music Teachers, Postsecondary	Doctoral Degree	ND	ND	ND	ND	ND	ND	ND
473	51-8092	Gas Plant Operators	Long-Term On-the-Job Training	ND	ND	ND	ND	ND	ND	ND
474	51-9012	Separating, Filtering, Clarifying, Precipitating, & Still Machine Setters, Oper., & Tenders	Moderate-Term On-the-Job Training	ND	ND	ND	ND	ND	ND	ND
475	25-2043	Special Ed. Teachers, Secondary School	Bachelor's Degree	43	42	-1	-2.3%	NA	$32,880	179%
476	25-2012	Kndrgrtn. Teachers, Except Special Ed.	Bachelor's Degree	43	42	-1	-2.3%	NA	$36,160	197%
477	43-3011	Bill & Account Collectors	Short-Term On-the-Job Training	46	45	-1	-2.2%	$10.92	$22,710	123%
478	11-3051	Industrial Production Managers	Bachelor's Degree	15	14	-1	-6.7%	$20.89	$43,450	ND
479	13-1072	Compensation, Benefits, & Job Analysis Specialists	Bachelor's Degree	ND	ND	ND	ND	ND	ND	ND
480	17-2151	Mining & Geological Engineers, Incl. Mining Safety Engrs.	Bachelor's Degree	ND	ND	ND	ND	ND	ND	ND

Table A.3: Long-Term Projected Occupational Growth in Wyoming's Central-Southeast Region by Highest Net Growth, 2000 and 2010 (Continued)

Rank	SOC[a] Code and Occupation Title		Typical Education Requirements[b]	Employment 2000	Projected 2010	Change Number	Change Percent	2001 Average Wage Hourly	Annual	% of Poverty[c]
481	29-9010	Occupational Health & Safety Specialists & Technicians	Bachelor's Degree	18	17	-1	-5.6%	$22.58	$46,970	255%
482	51-9022	Grinding & Polishing Workers, Hand	Moderate-Term On-the-Job Training	ND	ND	ND	ND	ND	ND	ND
483	29-1051	Pharmacists	First Professional Degree	55	53	-2	-3.6%	$27.86	$57,940	315%
484	15-1031	Computer Software Engineers, Applications	Bachelor's Degree	35	33	-2	-5.7%	$24.03	$49,990	272%
485	23-2093	Title Examiners, Abstractors, & Searchers	Moderate-Term On-the-Job Training	13	11	-2	-15.4%	$9.99	$20,780	113%
486	49-2095	Electrical & Electronics Repairers, Powerhouse, Substation, & Relay	Postsecondary Vocational Training	ND	ND	ND	ND	ND	ND	ND
487	51-8093	Petroleum Pump System Oper., Refinery Oper., & Gaugers	Long-Term On-the-Job Training	ND	ND	ND	ND	ND	ND	ND
488	13-1031	Claims Adjusters, Examiners, & Investigators	Long-Term On-the-Job Training	ND	ND	ND	ND	ND	ND	ND
489	39-9099	Personal Care & Service Workers, All Other	Short-Term On-the-Job Training	ND	ND	ND	ND	ND	ND	ND
490	41-4012	Sales Reps., Whlsle. & Manuf., Except Tech. & Scientif. Prod.	Moderate-Term On-the-Job Training	68	66	-2	-2.9%	$16.72	$34,780	189%
491	49-2022	Telecomm. Equip. Install. & Repairers, Except Line Installers	Postsecondary Vocational Training	65	63	-2	-3.1%	$22.81	$47,440	258%
492	11-9032	Education Administrators, Elementary & Secondary School	Bachelor's Degree Plus Exp.	57	55	-2	-3.5%	NA	$53,180	289%
493	53-7011	Conveyor Operators & Tenders	Short-Term On-the-Job Training	ND	ND	ND	ND	ND	ND	ND
494	25-1041	Agricultural Sciences Teachers, Postsecondary	Doctoral Degree	59	57	-2	-3.4%	NA	$66,120	359%
495	53-7199	Material Moving Workers, All Other	Moderate-Term On-the-Job Training	68	66	-2	-2.9%	$11.06	$23,010	125%
496	39-3031	Ushers, Lobby Attendants, & Ticket Takers	Short-Term On-the-Job Training	ND	ND	ND	ND	ND	ND	ND
497	47-5021	Earth Drillers, Except Oil & Gas	Moderate-Term On-the-Job Training	59	57	-2	-3.4%	$13.90	$28,910	157%
498	53-7081	Refuse & Recyclable Material Collectors	Short-Term On-the-Job Training	75	73	-2	-2.7%	$11.42	$23,750	129%
499	51-6041	Shoe & Leather Workers & Repairers	Long-Term On-the-Job Training	ND	ND	ND	ND	ND	ND	ND
500	13-1022	Wholesale & Retail Buyers, Except Farm Prod.	Bachelor's Degree	15	13	-2	-13.3%	$20.74	$43,130	234%
501	25-1194	Voc. Ed. Teachers, Postsecondary	Doctoral Degree	ND	ND	ND	ND	ND	ND	ND
502	11-9033	Education Administrators, Postsecondary	Bachelor's Degree Plus Exp.	69	67	-2	-2.9%	$41.35	$86,010	467%
503	43-4121	Library Assistants, Clerical	Short-Term On-the-Job Training	70	68	-2	-2.9%	$10.98	$22,830	124%
504	51-8021	Stationary Engineers & Boiler Operators	Long-Term On-the-Job Training	39	37	-2	-5.1%	$18.01	$37,470	204%
505	13-1023	Purchasing Agents, Except Wholesale, Retail, & Farm Prod.	Bachelor's Degree	23	21	-2	-8.7%	$18.69	$38,880	211%
506	43-9051	Mail Clerks & Mail Machine Operators, Except Postal Serv.	Short-Term On-the-Job Training	ND	ND	ND	ND	$6.68	$13,890	75%
507	47-5041	Continuous Mining Machine Operators	Moderate-Term On-the-Job Training	ND	ND	ND	ND	ND	ND	ND
508	51-9061	Inspectors, Testers, Sorters, Samplers, & Weighers	Moderate-Term On-the-Job Training	19	16	-3	-15.8%	$12.67	$26,340	143%
509	43-4051	Customer Service Representatives	Moderate-Term On-the-Job Training	67	64	-3	-4.5%	$11.18	$23,260	126%
510	51-3022	Meat, Poultry, & Fish Cutters & Trimmers	Short-Term On-the-Job Training	ND	ND	ND	ND	$9.50	$19,750	107%
511	51-4194	Tool Grinders, Filers, & Sharpeners	Moderate-Term On-the-Job Training	11	8	-3	-27.3%	$14.68	$30,520	166%
512	51-9198	Helpers--Production Workers	Short-Term On-the-Job Training	122	119	-3	-2.5%	$9.84	$20,460	111%
513	43-6012	Legal Secretaries	Postsecondary Vocational Training	ND	ND	ND	ND	ND	ND	ND
514	25-2022	Middle School Teachers, Except Special & Voc. Ed.	Bachelor's Degree	95	91	-4	-4.2%	NA	$37,140	202%
515	51-9051	Furnace, Kiln, Oven, Drier, & Kettle Operators & Tenders	Moderate-Term On-the-Job Training	ND	ND	ND	ND	ND	ND	ND

Table A.3: Long-Term Projected Occupational Growth in Wyoming's Central-Southeast Region by Highest Net Growth, 2000 and 2010 (Continued)

Rank	SOC[a] Code and Occupation Title		Typical Education Requirements[b]	Employment 2000	Projected 2010	Change Number	Change Percent	2001 Average Wage Hourly	Annual	% of Poverty[c]
516	39-6021	Tour Guides & Escorts	Moderate-Term On-the-Job Training	18	14	-4	-22.2%	$7.60	$15,800	86%
517	41-3021	Insurance Sales Agents	Bachelor's Degree	ND	ND	ND	ND	$11.38	$23,660	129%
518	49-9044	Millwrights	Long-Term On-the-Job Training	ND	ND	ND	ND	ND	ND	ND
519	49-1011	First-Line Sprvsrs./Mgrs. of Mechanics, Install., & Repairers	Exp. in a Related Occupation	150	146	-4	-2.7%	$21.90	$45,550	248%
520	41-3041	Travel Agents	Postsecondary Vocational Training	ND	ND	ND	ND	ND	ND	ND
521	49-9098	Helpers--Installation, Maintenance, & Repair Workers	Short-Term On-the-Job Training	47	42	-5	-10.6%	$12.02	$25,010	136%
522	43-9041	Insurance Claims & Policy Processing Clerks	Moderate-Term On-the-Job Training	ND	ND	ND	ND	ND	ND	ND
523	51-9132	Photographic Processing Machine Operators	Short-Term On-the-Job Training	ND	ND	ND	ND	ND	ND	ND
524	25-1199	Postsecondary Teachers, All Other	Doctoral Degree	ND	ND	ND	ND	ND	ND	ND
525	35-3011	Bartenders	Short-Term On-the-Job Training	452	447	-5	-1.1%	$6.41	$13,330	72%
526	13-2053	Insurance Underwriters	Bachelor's Degree	ND	ND	ND	ND	ND	ND	ND
527	51-3011	Bakers	Long-Term On-the-Job Training	65	59	-6	-9.2%	$9.21	$19,160	104%
528	51-9192	Cleaning, Washing, & Metal Pickling Equip. Operators & Tenders	Moderate-Term On-the-Job Training	ND	ND	ND	ND	ND	ND	ND
529	45-4022	Logging Equip. Operators	Moderate-Term On-the-Job Training	ND	ND	ND	ND	ND	ND	ND
530	49-9043	Maintenance Workers, Machinery	Long-Term On-the-Job Training	35	27	-8	-22.9%	$18.80	$39,100	213%
531	43-5111	Weighers, Measurers, Checkers, & Samplers, Recordkeeping	Short-Term On-the-Job Training	26	18	-8	-30.8%	$10.01	$20,820	113%
532	49-9031	Home Appliance Repairers	Long-Term On-the-Job Training	ND	ND	ND	ND	ND	ND	ND
533	51-7041	Sawing Machine Setters, Oper., & Tenders, Wood	Moderate-Term On-the-Job Training	28	20	-8	-28.6%	$10.96	$22,800	124%
534	51-8012	Power Distributors & Dispatchers	Long-Term On-the-Job Training	ND	ND	ND	ND	ND	ND	ND
535	51-9111	Packaging & Filling Machine Operators & Tenders	Short-Term On-the-Job Training	ND	ND	ND	ND	ND	ND	ND
536	23-1011	Lawyers	First Professional Degree	ND	ND	ND	ND	$20.59	$42,830	233%
537	17-3099	All Other Drafters, Engineering, & Mapping Technicians	Associate's Degree	ND	ND	ND	ND	$20.24	$42,100	229%
538	25-2021	Elementary School Teachers, Except Special Ed.	Bachelor's Degree	380	371	-9	-2.4%	NA	$35,180	191%
539	51-9199	Production Workers, All Other	Moderate-Term On-the-Job Training	72	62	-10	-13.9%	$14.49	$30,140	164%
540	51-9032	Cutting & Slicing Machine Setters, Oper., & Tenders	Moderate-Term On-the-Job Training	37	26	-11	-29.7%	$10.79	$22,430	122%
541	51-7042	Woodworking Machine Setters, Oper., & Tenders, Except Sawing	Moderate-Term On-the-Job Training	36	25	-11	-30.6%	$8.35	$17,360	94%
542	53-7063	Machine Feeders & Offbearers	Short-Term On-the-Job Training	ND	ND	ND	ND	ND	ND	ND
543	51-9021	Crushing, Grinding, & Polishing Machine Setters, Oper., & Tenders	Moderate-Term On-the-Job Training	23	12	-11	-47.8%	$18.90	$39,310	214%
544	25-2031	Secondary School Teachers, Except Special & Voc. Ed.	Bachelor's Degree	444	428	-16	-3.6%	NA	$35,650	194%
545	49-9051	Electrical Power-Line Installers & Repairers	Long-Term On-the-Job Training	ND	ND	ND	ND	$23.15	$48,150	262%
546	47-5081	Helpers--Extraction Workers	Short-Term On-the-Job Training	69	50	-19	-27.5%	$8.65	$18,000	98%
547	51-1011	First-Line Sprvsrs./Mgrs. of Production & Operat. Workers	Exp. in a Related Occupation	188	168	-20	-10.6%	$20.62	$42,880	233%
548	15-1041	Computer Support Specialists	Associate's Degree	ND	ND	ND	ND	ND	ND	ND
549	47-1011	First-Line Sprvsrs./Mgrs. of Constr. Trades & Extract. Workers	Exp. in a Related Occupation	243	221	-22	-9.1%	$20.86	$43,380	236%

Table A.3: Long-Term Projected Occupational Growth in Wyoming's Central-Southeast Region by Highest Net Growth, 2000 and 2010 (Continued)

Rank	SOC[a] Code and Occupation Title		Typical Education Requirements[b]	Employment 2000	Projected 2010	Change Number	Change Percent	2001 Average Wage Hourly	Annual	% of Poverty[c]
550	53-7062	Laborers & Freight, Stock, & Material Movers, Hand	Short-Term On-the-Job Training	227	205	-22	-9.7%	$7.83	$16,280	88%
551	49-3042	Mobile Heavy Equip. Mechanics, Except Engines	Postsecondary Vocational Training	77	55	-22	-28.6%	$18.19	$37,830	206%
552	49-9041	Industrial Machinery Mechanics	Long-Term On-the-Job Training	102	78	-24	-23.5%	$20.67	$42,990	234%
553	51-8013	Power Plant Operators	Long-Term On-the-Job Training	ND	ND	ND	ND	ND	ND	ND
554	51-4121	Welders, Cutters, Solderers, & Brazers	Postsecondary Vocational Training	162	136	-26	-16.0%	$15.55	$32,330	176%
555	53-7064	Packers & Packagers, Hand	Short-Term On-the-Job Training	301	274	-27	-9.0%	$7.46	$15,520	84%
556	53-7051	Industrial Truck & Tractor Operators	Short-Term On-the-Job Training	ND	ND	ND	ND	$12.97	$26,980	147%
557	35-3021	Combined Food Prep. & Serving Workers, Incl. Fast Food	Short-Term On-the-Job Training	1,694	1,655	-39	-2.3%	$6.38	$13,280	72%
558	53-3099	Motor Vehicle Operators, All Other	Short-Term On-the-Job Training	ND	ND	ND	ND	$17.09	$35,550	193%
559	47-2073	Operating Engineers & Other Constr. Equip. Operators	Moderate-Term On-the-Job Training	293	248	-45	-15.4%	$14.68	$30,540	166%
560	53-7032	Excavating & Loading Machine & Dragline Operators	Moderate-Term On-the-Job Training	ND	ND	ND	ND	$17.43	$36,250	197%
561	47-2061	Construction Laborers	Moderate-Term On-the-Job Training	593	530	-50	-10.6%	$10.83	$22,530	122%
		Total		**32,093**	**33,611**	**1,518**	**4.7%**	**$12.50**	**$27,551**	**150%**

[a]Standard Occupational Classification.
[b]As determined by the U.S. Department of Labor, Bureau of Labor Statistics.
[c]Based on $18,400 annually for a family of four (100% of the 2003 federal poverty guideline).
NA - No hourly wage available; annual only.
ND - Not disclosable due to confidentiality of information.

Table A.4: Long-Term Projected Occupational Growth in Wyoming's Central-Southeast Region by Occupational Title, 2000 and 2010

SOC[a] Code and Occupation Title		Typical Education Requirements[b]	Employment 2000	Projected 2010	Change Number	Change Percent	2001 Average Wage Hourly	Annual	% of Poverty[c]
13-2011	Accountants & Auditors	Bachelor's Degree	141	181	40	28.4%	$16.79	$34,930	190%
23-1021	Administrative Law Judges, Adjudicators, & Hearing Officers	Bachelor's Degree Plus Exp.	ND	ND	ND	ND	ND	ND	ND
11-3011	Administrative Services Managers	Bachelor's Degree Plus Exp.	81	97	16	19.8%	$15.54	$32,330	176%
25-3011	Adult Literacy, Remedial Ed., & GED Teachers & Instructors	Bachelor's Degree	ND	ND	ND	ND	ND	ND	ND
11-2011	Advertising & Promotions Managers	Bachelor's Degree Plus Exp.	19	18	-1	-5.3%	$15.41	$32,050	174%
41-3011	Advertising Sales Agents	Moderate-Term On-the-Job Training	28	28	0	0.0%	$9.89	$20,570	112%
19-1010	Agricultural & Food Scientists	Bachelor's Degree	18	28	10	55.6%	$14.49	$30,150	164%
17-2021	Agricultural Engineers	Bachelor's Degree	ND	ND	ND	ND	ND	ND	ND
25-1041	Agricultural Sciences Teachers, Postsecondary	Doctoral Degree	59	57	-2	-3.4%	NA	$66,120	359%
53-1011	Aircraft Cargo Handling Supervisors	Exp. in a Related Occupation	ND	ND	ND	ND	ND	ND	ND
49-3011	Aircraft Mechanics & Service Technicians	Postsecondary Vocational Training	ND	ND	ND	ND	ND	ND	ND
53-2011	Airline Pilots, Copilots, & Flight Engineers	Bachelor's Degree	ND	ND	ND	ND	ND	ND	ND
53-2099	All Other Air Transportation Workers	Moderate-Term On-the-Job Training	ND	ND	ND	ND	ND	ND	ND
27-1099	All Other Art & Design Workers	Bachelor's Degree	ND	ND	ND	ND	ND	ND	ND
37-9099	All Other Bldg. & Grounds Cleaning & Mainten. Workers	Short-Term On-the-Job Training	22	24	2	9.1%	$10.70	$22,260	121%
47-4999	All Other Construction Trades & Related Workers	Moderate-Term On-the-Job Training	ND	ND	ND	ND	ND	ND	ND
21-9099	All Other Counselors, Social & Religious Workers	Bachelor's Degree	ND	ND	ND	ND	ND	ND	ND
17-3099	All Other Drafters, Engineering, & Mapping Technicians	Associate's Degree	ND	ND	ND	ND	$20.24	$42,100	229%
49-2099	All Other Electrical & Electr. Equip. Mechanics, Install., & Repairers	Postsecondary Vocational Training	ND	ND	ND	ND	ND	ND	ND
43-4999	All Other Financial, Information, & Record Clerks	Short-Term On-the-Job Training	46	48	2	4.3%	$10.91	$22,700	123%
51-3099	All Other Food Processing Workers	Short-Term On-the-Job Training	ND	ND	ND	ND	ND	ND	ND
23-9099	All Other Legal & Related Workers	Bachelor's Degree	ND	ND	ND	ND	ND	ND	ND
43-5199	All Other Material Recording, Scheduling, Dispatching, & Distributing Workers	Short-Term On-the-Job Training	ND	ND	ND	ND	ND	ND	ND
43-9999	All Other Secretaries, Admin. Asst., & Other Office Supp. Workers	Short-Term On-the-Job Training	64	70	6	9.4%	$9.69	$20,150	110%
25-3999	All Other Teachers, Primary, Secondary, & Adult	Bachelor's Degree	289	291	2	0.7%	NA	$23,560	128%
49-3099	All Other Vehicle & Mobile Equip. Mechanics, Install., & Repairers	Moderate-Term On-the-Job Training	ND	ND	ND	ND	ND	ND	ND
53-3011	Ambulance Drivers & Attend., Except Emrgncy. Med. Techs.	Moderate-Term On-the-Job Training	ND	ND	ND	ND	ND	ND	ND
39-3091	Amusement & Recreation Attendants	Short-Term On-the-Job Training	127	134	7	5.5%	$6.73	$14,000	76%
29-1061	Anesthesiologists	First Professional Degree	ND	ND	ND	ND	ND	ND	ND
39-2011	Animal Trainers	Moderate-Term On-the-Job Training	ND	ND	ND	ND	ND	ND	ND
27-3010	Announcers	Long-Term On-the-Job Training	27	26	-1	-3.7%	$7.51	$15,620	85%
19-3091	Anthropologists & Archeologists	Master's Degree	46	65	19	41.3%	$14.97	$31,130	169%
25-1061	Anthropology & Archeology Teachers, Postsecondary	Doctoral Degree	ND	ND	ND	ND	ND	ND	ND
13-2021	Appraisers & Assessors of Real Estate	Postsecondary Vocational Training	ND	ND	ND	ND	ND	ND	ND
17-3011	Architectural & Civil Drafters	Postsecondary Vocational Training	11	17	6	54.5%	$16.08	$33,450	182%
25-1031	Architecture Teachers, Postsecondary	Doctoral Degree	ND	ND	ND	ND	ND	ND	ND

Table A.4: Long-Term Projected Occupational Growth in Wyoming's Central-Southeast Region by Occupational Title, 2000 and 2010 (Continued)

SOC[a] Code and Occupation Title		Typical Education Requirements[b]	Employment 2000	Projected 2010	Change Number	Change Percent	2001 Average Wage Hourly	Annual	% of Poverty[c]
25-4010	Archivists, Curators, & Museum Technicians	Master's Degree	22	21	-1	-4.5%	$15.03	$31,250	170%
25-1062	Area, Ethnic, & Cultural Studies Teachers, Postsecondary	Doctoral Degree	ND	ND	ND	ND	ND	ND	ND
25-1121	Art, Drama, & Music Teachers, Postsecondary	Doctoral Degree	ND	ND	ND	ND	ND	ND	ND
51-2099	Assemblers & Fabricators, All Other	Moderate-Term On-the-Job Training	ND	ND	ND	ND	ND	ND	ND
29-9091	Athletic Trainers	Bachelor's Degree	ND	ND	ND	ND	ND	ND	ND
25-1051	Atmospheric, Earth, Marine, & Space Sciences Teachers, Postsecondary	Doctoral Degree	ND	ND	ND	ND	ND	ND	ND
27-4011	Audio & Video Equip. Technicians	Long-Term On-the-Job Training	ND	ND	ND	ND	ND	ND	ND
29-1121	Audiologists	Master's Degree	ND	ND	ND	ND	ND	ND	ND
25-9011	Audio-Visual Collections Specialists	Moderate-Term On-the-Job Training	ND	ND	ND	ND	ND	ND	ND
49-3021	Automotive Body & Related Repairers	Long-Term On-the-Job Training	93	119	26	28.0%	$15.45	$32,140	175%
49-3023	Automotive Service Technicians & Mechanics	Postsecondary Vocational Training	141	149	8	5.7%	$12.17	$25,320	138%
49-2091	Avionics Technicians	Postsecondary Vocational Training	ND	ND	ND	ND	ND	ND	ND
51-3011	Bakers	Long-Term On-the-Job Training	65	59	-6	-9.2%	$9.21	$19,160	104%
35-3011	Bartenders	Short-Term On-the-Job Training	452	447	-5	-1.1%	$6.41	$13,330	72%
43-3011	Bill & Account Collectors	Short-Term On-the-Job Training	46	45	-1	-2.2%	$10.92	$22,710	123%
43-3021	Billing & Posting Clerks & Machine Operators	Short-Term On-the-Job Training	102	117	15	14.7%	$10.10	$21,010	114%
51-5011	Bindery Workers	Moderate-Term On-the-Job Training	ND	ND	ND	ND	ND	ND	ND
25-1042	Biological Science Teachers, Postsecondary	Doctoral Degree	ND	ND	ND	ND	ND	ND	ND
19-4021	Biological Technicians	Associate's Degree	18	19	1	5.6%	$12.76	$26,540	144%
47-2011	Boilermakers	Long-Term On-the-Job Training	ND	ND	ND	ND	ND	ND	ND
43-3031	Bookkeeping, Accounting, & Auditing Clerks	Moderate-Term On-the-Job Training	608	675	67	11.0%	$9.86	$20,510	111%
47-2021	Brickmasons & Blockmasons	Long-Term On-the-Job Training	ND	ND	ND	ND	$20.92	$43,510	236%
27-4012	Broadcast Technicians	Postsecondary Vocational Training	ND	ND	ND	ND	ND	ND	ND
13-2031	Budget Analysts	Bachelor's Degree	ND	ND	ND	ND	ND	ND	ND
49-3031	Bus & Truck Mechanics & Diesel Engine Specialists	Postsecondary Vocational Training	76	79	3	3.9%	$11.71	$24,360	132%
53-3022	Bus Drivers, School	Short-Term On-the-Job Training	257	264	7	2.7%	$9.60	$19,970	109%
53-3021	Bus Drivers, Transit & Intercity	Moderate-Term On-the-Job Training	ND	ND	ND	ND	ND	ND	ND
13-1199	Business Operations Specialists, All Other	Bachelor's Degree	210	222	12	5.7%	$18.03	$37,510	204%
25-1011	Business Teachers, Postsecondary	Doctoral Degree	ND	ND	ND	ND	ND	ND	ND
51-3021	Butchers & Meat Cutters	Long-Term On-the-Job Training	33	32	-1	-3.0%	$12.31	$25,600	139%
51-7011	Cabinetmakers & Bench Carpenters	Long-Term On-the-Job Training	ND	ND	ND	ND	$14.70	$30,570	166%
43-5011	Cargo & Freight Agents	Moderate-Term On-the-Job Training	ND	ND	ND	ND	ND	ND	ND
47-2031	Carpenters	Long-Term On-the-Job Training	168	170	2	1.2%	$16.98	$35,320	192%
47-2041	Carpet Installers	Moderate-Term On-the-Job Training	ND	ND	ND	ND	$14.08	$29,290	159%
17-1021	Cartographers & Photogrammetrists	Bachelor's Degree	ND	ND	ND	ND	ND	ND	ND
41-2011	Cashiers	Short-Term On-the-Job Training	1,036	1,047	11	1.1%	$6.94	$14,430	78%
47-2051	Cement Masons & Concrete Finishers	Long-Term On-the-Job Training	ND	ND	ND	ND	$18.11	$37,670	205%
35-1011	Chefs & Head Cooks	Postsecondary Vocational Training	ND	ND	ND	ND	$8.43	$17,540	95%
17-2041	Chemical Engineers	Bachelor's Degree	22	32	10	45.5%	$25.41	$52,860	287%

Table A.4: Long-Term Projected Occupational Growth in Wyoming's Central-Southeast Region by Occupational Title, 2000 and 2010 (Continued)

SOC[a] Code and Occupation Title		Typical Education Requirements[b]	Employment 2000	Projected 2010	Change Number	Change Percent	2001 Average Wage Hourly	Annual	% of Poverty[c]
51-9011	Chemical Equip. Operators & Tenders	Moderate-Term On-the-Job Training	27	33	6	22.2%	$12.77	$26,550	144%
19-4031	Chemical Technicians	Associate's Degree	45	57	12	26.7%	$12.93	$26,900	146%
25-1052	Chemistry Teachers, Postsecondary	Doctoral Degree	ND	ND	ND	ND	ND	ND	ND
19-2031	Chemists	Bachelor's Degree	19	21	2	10.5%	$22.20	$46,170	251%
11-1011	Chief Executives	Bachelor's Degree Plus Exp.	67	69	2	3.0%	$31.19	$64,880	353%
39-9011	Child Care Workers	Short-Term On-the-Job Training	ND	ND	ND	ND	$7.47	$15,550	85%
21-1021	Child, Family, & School Social Workers	Bachelor's Degree	ND	ND	ND	ND	ND	ND	ND
29-1011	Chiropractors	First Professional Degree	ND	ND	ND	ND	ND	ND	ND
27-2032	Choreographers	Exp. in a Related Occupation	ND	ND	ND	ND	ND	ND	ND
17-3022	Civil Engineering Technicians	Associate's Degree	ND	ND	ND	ND	ND	ND	ND
17-2051	Civil Engineers	Bachelor's Degree	ND	ND	ND	ND	$23.61	$49,110	267%
13-1031	Claims Adjusters, Examiners, & Investigators	Long-Term On-the-Job Training	ND	ND	ND	ND	ND	ND	ND
53-7061	Cleaners of Vehicles & Equip.	Short-Term On-the-Job Training	87	106	19	21.8%	$7.13	$14,840	81%
51-9192	Cleaning, Washing, & Metal Pickling Equip. Operators & Tenders	Moderate-Term On-the-Job Training	ND	ND	ND	ND	ND	ND	ND
21-2011	Clergy	First Professional Degree	ND	ND	ND	ND	ND	ND	ND
19-3031	Clinical, Counseling, & School Psychologists	Bachelor's Degree	ND	ND	ND	ND	ND	ND	ND
27-2022	Coaches & Scouts	Long-Term On-the-Job Training	43	43	0	0.0%	NA	$49,030	266%
51-9121	Coating, Painting, & Spraying Machine Setters, Oper., & Tenders	Moderate-Term On-the-Job Training	ND	ND	ND	ND	ND	ND	ND
49-9091	Coin, Vending, & Amusement Machine Servicers & Repairers	Moderate-Term On-the-Job Training	ND	ND	ND	ND	ND	ND	ND
35-3021	Combined Food Prep. & Serving Workers, Incl. Fast Food	Short-Term On-the-Job Training	1,694	1,655	-39	-2.3%	$6.38	$13,280	72%
27-1021	Commercial & Industrial Designers	Bachelor's Degree	ND	ND	ND	ND	ND	ND	ND
53-2012	Commercial Pilots	Postsecondary Vocational Training	ND	ND	ND	ND	ND	ND	ND
43-2099	Communications Equip. Operators, All Other	Short-Term On-the-Job Training	ND	ND	ND	ND	ND	ND	ND
25-1122	Communications Teachers, Postsecondary	Doctoral Degree	ND	ND	ND	ND	ND	ND	ND
13-1072	Compensation, Benefits, & Job Analysis Specialists	Bachelor's Degree	ND	ND	ND	ND	ND	ND	ND
13-1041	Compliance Officers, Except Agriculture, Construction, Health & Safety, & Transportation	Long-Term On-the-Job Training	15	16	1	6.7%	$20.63	$42,900	233%
15-1011	Computer & Information Scientists, Research	Doctoral Degree	ND	ND	ND	ND	ND	ND	ND
11-3021	Computer & Information Systems Managers	Bachelor's Degree Plus Exp.	26	27	1	3.8%	$24.59	$51,150	278%
43-9011	Computer Operators	Moderate-Term On-the-Job Training	32	33	1	3.1%	$11.26	$23,410	127%
15-1021	Computer Programmers	Bachelor's Degree	37	36	-1	-2.7%	$19.09	$39,700	216%
25-1021	Computer Science Teachers, Postsecondary	Doctoral Degree	ND	ND	ND	ND	ND	ND	ND
15-1031	Computer Software Engineers, Applications	Bachelor's Degree	35	33	-2	-5.7%	$24.03	$49,990	272%
15-1032	Computer Software Engineers, Systems Software	Bachelor's Degree	27	26	-1	-3.7%	$22.03	$45,820	249%
15-1099	Computer Specialists, All Other	Postsecondary Vocational Training	26	25	-1	-3.8%	$15.12	$31,440	171%
15-1041	Computer Support Specialists	Associate's Degree	ND	ND	ND	ND	ND	ND	ND
15-1051	Computer Systems Analysts	Bachelor's Degree	24	31	7	29.2%	$17.06	$35,490	193%
49-2011	Computer, Automated Teller, & Office Machine Repairers	Postsecondary Vocational Training	ND	ND	ND	ND	$6.90	$14,360	78%

Table A.4: Long-Term Projected Occupational Growth in Wyoming's Central-Southeast Region by Occupational Title, 2000 and 2010 (Continued)

SOC[a] Code and Occupation Title		Typical Education Requirements[b]	Employment 2000	Projected 2010	Change Number	Change Percent	2001 Average Wage Hourly	Annual	% of Poverty[c]
19-1031	Conservation Scientists	Bachelor's Degree	31	33	2	6.5%	$22.60	$47,010	255%
47-4011	Construction & Building Inspectors	Exp. in a Related Occupation	12	13	1	8.3%	$15.36	$31,950	174%
47-2061	Construction Laborers	Moderate-Term On-the-Job Training	593	530	-63	-10.6%	$10.83	$22,530	122%
11-9021	Construction Managers	Bachelor's Degree	ND	ND	ND	ND	$32.34	$67,260	366%
47-5041	Continuous Mining Machine Operators	Moderate-Term On-the-Job Training	ND	ND	ND	ND	ND	ND	ND
53-7011	Conveyor Operators & Tenders	Short-Term On-the-Job Training	ND	ND	ND	ND	ND	ND	ND
35-2011	Cooks, Fast Food	Short-Term On-the-Job Training	ND	ND	ND	ND	ND	ND	ND
35-2012	Cooks, Institution & Cafeteria	Long-Term On-the-Job Training	236	273	37	15.7%	$8.05	$16,740	91%
35-2014	Cooks, Restaurant	Long-Term On-the-Job Training	127	129	2	1.6%	$7.25	$15,080	82%
35-2015	Cooks, Short Order	Short-Term On-the-Job Training	ND	ND	ND	ND	ND	ND	ND
33-3012	Correctional Officers & Jailers	Moderate-Term On-the-Job Training	ND	ND	ND	ND	ND	ND	ND
13-1051	Cost Estimators	Bachelor's Degree	40	44	4	10.0%	$19.25	$40,040	218%
41-2021	Counter & Rental Clerks	Short-Term On-the-Job Training	72	77	5	6.9%	$6.78	$14,110	77%
35-3022	Counter Attend., Cafeteria, Food Concession, & Coffee Shop	Short-Term On-the-Job Training	82	90	8	9.8%	$6.12	$12,720	69%
43-5021	Couriers & Messengers	Short-Term On-the-Job Training	ND	ND	ND	ND	ND	ND	ND
43-4031	Court, Municipal, & License Clerks	Short-Term On-the-Job Training	17	18	1	5.9%	$13.14	$27,320	148%
53-7021	Crane & Tower Operators	Moderate-Term On-the-Job Training	ND	ND	ND	ND	ND	ND	ND
13-2041	Credit Analysts	Bachelor's Degree	ND	ND	ND	ND	ND	ND	ND
43-4041	Credit Authorizers, Checkers, & Clerks	Short-Term On-the-Job Training	ND	ND	ND	ND	ND	ND	ND
25-1111	Criminal Justice & Law Enforcement Teachers, Postsecondary	Doctoral Degree	ND	ND	ND	ND	ND	ND	ND
51-9021	Crushing, Grinding, & Polishing Machine Setters, Oper., & Tenders	Moderate-Term On-the-Job Training	23	12	-11	-47.8%	$18.90	$39,310	214%
43-4051	Customer Service Representatives	Moderate-Term On-the-Job Training	67	64	-3	-4.5%	$11.18	$23,260	126%
51-9032	Cutting & Slicing Machine Setters, Oper., & Tenders	Moderate-Term On-the-Job Training	37	26	-11	-29.7%	$10.79	$22,430	122%
51-4031	Cutting, Punching, & Press Machine Setters, Oper., & Tenders, Metal & Plastic	Moderate-Term On-the-Job Training	ND	ND	ND	ND	ND	ND	ND
43-9021	Data Entry Keyers	Moderate-Term On-the-Job Training	56	58	2	3.6%	$8.16	$16,970	92%
15-1061	Database Administrators	Bachelor's Degree	16	18	2	12.5%	$13.69	$28,480	155%
41-9011	Demonstrators & Product Promoters	Moderate-Term On-the-Job Training	ND	ND	ND	ND	ND	ND	ND
31-9091	Dental Assistants	Moderate-Term On-the-Job Training	43	52	9	20.9%	$10.08	$20,970	114%
29-2021	Dental Hygienists	Associate's Degree	35	42	7	20.0%	$21.06	$43,800	238%
29-1020	Dentists	First Professional Degree	ND	ND	ND	ND	ND	ND	ND
43-9031	Desktop Publishers	Postsecondary Vocational Training	ND	ND	ND	ND	ND	ND	ND
33-3021	Detectives & Criminal Investigators	Exp. in a Related Occupation	12	13	1	8.3%	$15.19	$31,590	172%
29-2032	Diagnostic Medical Sonographers	Associate's Degree	ND	ND	ND	ND	ND	ND	ND
29-1031	Dietitians & Nutritionists	Bachelor's Degree	ND	ND	ND	ND	ND	ND	ND
35-9011	Dining Room & Cafeteria Attendants & Bartender Helpers	Short-Term On-the-Job Training	98	108	10	10.2%	$6.11	$12,700	69%
35-9021	Dishwashers	Short-Term On-the-Job Training	273	277	4	1.5%	$6.28	$13,060	71%
43-5032	Dispatchers, Except Police, Fire, & Ambulance	Moderate-Term On-the-Job Training	28	33	5	17.9%	$15.09	$31,390	171%

Table A.4: Long-Term Projected Occupational Growth in Wyoming's Central-Southeast Region by Occupational Title, 2000 and 2010 (Continued)

SOC[a] Code and Occupation Title		Typical Education Requirements[b]	Employment 2000	Projected 2010	Change Number	Change Percent	2001 Average Wage Hourly	Annual	% of Poverty[c]
41-9091	Door-To-Door Sales Workers, News & Street Vendors, & Related Workers	Short-Term On-the-Job Training	ND	ND	ND	ND	ND	ND	ND
53-3031	Driver/Sales Workers	Short-Term On-the-Job Training	ND	ND	ND	ND	$16.28	$33,870	184%
47-5021	Earth Drillers, Except Oil & Gas	Moderate-Term On-the-Job Training	59	57	-2	-3.4%	$13.90	$28,910	157%
25-1063	Economics Teachers, Postsecondary	Doctoral Degree	ND	ND	ND	ND	ND	ND	ND
27-3041	Editors	Bachelor's Degree	15	14	-1	-6.7%	$14.38	$29,900	163%
11-9032	Education Administrators, Elementary & Secondary School	Bachelor's Degree Plus Exp.	57	55	-2	-3.5%	NA	$53,180	289%
11-9033	Education Administrators, Postsecondary	Bachelor's Degree Plus Exp.	69	67	-2	-2.9%	$41.35	$86,010	467%
11-9031	Education Administrators, Preschool & Child Care Center/Program	Bachelor's Degree Plus Exp.	10	13	3	30.0%	$19.58	$40,730	221%
25-1081	Education Teachers, Postsecondary	Doctoral Degree	ND	ND	ND	ND	ND	ND	ND
21-1012	Educational, Vocational, & School Counselors	Master's Degree	94	93	-1	-1.1%	$15.89	$33,060	180%
49-2092	Electric Motor, Power Tool, & Related Repairers	Postsecondary Vocational Training	ND	ND	ND	ND	ND	ND	ND
17-3023	Electrical & Electronic Engineering Technicians	Associate's Degree	ND	ND	ND	ND	ND	ND	ND
51-2022	Electrical & Electronic Equip. Assemblers	Short-Term On-the-Job Training	ND	ND	ND	ND	ND	ND	ND
17-3012	Electrical & Electronics Drafters	Postsecondary Vocational Training	ND	ND	ND	ND	ND	ND	ND
49-2094	Electrical & Electronics Repairers, Comm. & Industrl. Equip.	Postsecondary Vocational Training	14	13	-1	-7.1%	$15.13	$31,480	171%
49-2095	Electrical & Electronics Repairers, Powerhouse, Substation, & Relay	Postsecondary Vocational Training	ND	ND	ND	ND	ND	ND	ND
17-2071	Electrical Engineers	Bachelor's Degree	ND	ND	ND	ND	$25.56	$53,150	289%
49-9051	Electrical Power-Line Installers & Repairers	Long-Term On-the-Job Training	ND	ND	ND	ND	$23.15	$48,150	262%
47-2111	Electricians	Long-Term On-the-Job Training	ND	ND	ND	ND	$19.22	$39,980	217%
17-3024	Electro-Mechanical Technicians	Associate's Degree	ND	ND	ND	ND	ND	ND	ND
49-2097	Elec. Home Entertainment Equip. Installers & Repairers	Postsecondary Vocational Training	ND	ND	ND	ND	ND	ND	ND
25-2021	Elementary School Teachers, Except Special Ed.	Bachelor's Degree	380	371	-9	-2.4%	NA	$35,180	191%
47-4021	Elevator Installers & Repairers	Long-Term On-the-Job Training	ND	ND	ND	ND	ND	ND	ND
43-4061	Eligibility Interviewers, Government Programs	Moderate-Term On-the-Job Training	ND	ND	ND	ND	ND	ND	ND
39-4011	Embalmers	Postsecondary Vocational Training	ND	ND	ND	ND	ND	ND	ND
13-1061	Emergency Management Specialists	Exp. in a Related Occupation	ND	ND	ND	ND	ND	ND	ND
29-2041	Emrgncy. Med. Techs. & Paramedics	Postsecondary Vocational Training	120	149	29	24.2%	$8.65	$17,980	98%
13-1071	Employment, Recruitment, & Placement Specialists	Bachelor's Degree	29	31	2	6.9%	$16.85	$35,040	190%
11-9041	Engineering Managers	Bachelor's Degree Plus Exp.	21	24	3	14.3%	$26.44	$54,990	299%
25-1032	Engineering Teachers, Postsecondary	Doctoral Degree	ND	ND	ND	ND	ND	ND	ND
17-2199	Engineers, All Other	Bachelor's Degree	56	55	-1	-1.8%	$23.85	$49,620	270%
25-1123	English Language & Literature Teachers, Postsecondary	Doctoral Degree	ND	ND	ND	ND	ND	ND	ND
17-2081	Environmental Engineers	Bachelor's Degree	ND	ND	ND	ND	ND	ND	ND
19-4091	Environmental Science & Protection Techs., Incl. Health	Associate's Degree	33	50	17	51.5%	$14.79	$30,760	167%
25-1053	Environmental Science Teachers, Postsecondary	Doctoral Degree	ND	ND	ND	ND	ND	ND	ND
19-2041	Environmental Scientists & Specialists, Incl. Health	Bachelor's Degree	ND	ND	ND	ND	ND	ND	ND
53-7032	Excavating & Loading Machine & Dragline Operators	Moderate-Term On-the-Job Training	ND	ND	ND	ND	$17.43	$36,250	197%

Table A.4: Long-Term Projected Occupational Growth in Wyoming's Central-Southeast Region by Occupational Title, 2000 and 2010 (Continued)

SOC[a] Code and Occupation Title		Typical Education Requirements[b]	Employment 2000	Projected 2010	Change Number	Change Percent	2001 Average Wage Hourly	Annual	% of Poverty[c]
43-6011	Executive Secretaries & Administrative Assistants	Moderate-Term On-the-Job Training	333	353	20	6.0%	$12.21	$25,390	138%
47-5099	Extraction Workers, All Other	Short-Term On-the-Job Training	ND	ND	ND	ND	ND	ND	ND
51-9041	Extruding, Forming, Pressing, & Compacting Machine Setters, Oper., & Tenders	Moderate-Term On-the-Job Training	ND	ND	ND	ND	ND	ND	ND
51-6092	Fabric & Apparel Patternmakers	Long-Term On-the-Job Training	ND	ND	ND	ND	ND	ND	ND
49-9093	Fabric Menders, Except Garment	Moderate-Term On-the-Job Training	ND	ND	ND	ND	ND	ND	ND
29-1062	Family & General Practitioners	First Professional Degree	ND	ND	ND	ND	ND	ND	ND
25-9021	Farm & Home Management Advisors	Bachelor's Degree	26	25	-1	-3.8%	$22.43	$46,650	254%
49-3041	Farm Equip. Mechanics	Postsecondary Vocational Training	44	45	1	2.3%	$14.21	$29,550	161%
11-9011	Farm, Ranch, & Other Agricultural Managers	Bachelor's Degree Plus Exp.	ND	ND	ND	ND	ND	ND	ND
45-9099	Farm., Fishing, & Forestry Workers, All Other	Moderate-Term On-the-Job Training	ND	ND	ND	ND	$27.45	$57,090	310%
45-2092	Farmworkers & Laborers, Crop, Nursery, & Greenhouse	Short-Term On-the-Job Training	ND	ND	ND	ND	ND	ND	ND
45-2093	Farmworkers, Farm & Ranch Animals	Short-Term On-the-Job Training	ND	ND	ND	ND	ND	ND	ND
27-1022	Fashion Designers	Bachelor's Degree	ND	ND	ND	ND	ND	ND	ND
47-4031	Fence Erectors	Moderate-Term On-the-Job Training	ND	ND	ND	ND	ND	ND	ND
43-4071	File Clerks	Short-Term On-the-Job Training	62	64	2	3.2%	$7.03	$14,610	79%
27-4032	Film & Video Editors	Bachelor's Degree	ND	ND	ND	ND	ND	ND	ND
13-2051	Financial Analysts	Bachelor's Degree	ND	ND	ND	ND	ND	ND	ND
11-3031	Financial Managers	Bachelor's Degree Plus Exp.	84	96	12	14.3%	$23.26	$48,390	263%
13-2099	Financial Specialists, All Other	Bachelor's Degree	37	36	-1	-2.7%	$13.52	$28,120	153%
33-2011	Fire Fighters	Long-Term On-the-Job Training	ND	ND	ND	ND	$7.82	$16,270	88%
33-2021	Fire Inspectors & Investigators	Exp. in a Related Occupation	ND	ND	ND	ND	ND	ND	ND
47-1011	First-Line Sprvsrs./Mgrs. of Constr. Trades & Extract. Workers	Exp. in a Related Occupation	243	221	-22	-9.1%	$20.86	$43,380	236%
33-1011	First-Line Sprvsrs./Mgrs. of Correctional Officers	Exp. in a Related Occupation	ND	ND	ND	ND	ND	ND	ND
45-1011	First-Line Sprvsrs./Mgrs. of Farm., Fishing, & Forestry Workers	Exp. in a Related Occupation	ND	ND	ND	ND	ND	ND	ND
33-1021	First-Line Sprvsrs./Mgrs. of Fire Fighting & Prevention Workers	Exp. in a Related Occupation	ND	ND	ND	ND	ND	ND	ND
35-1012	First-Line Sprvsrs./Mgrs. of Food Prep. & Serv. Workers	Exp. in a Related Occupation	ND	ND	ND	ND	$11.67	$24,270	132%
53-1021	First-Line Sprvsrs./Mgrs. of Helpers, Laborers, & Material Movers, Hand	Exp. in a Related Occupation	ND	ND	ND	ND	$10.42	$21,670	118%
37-1011	First-Line Sprvsrs./Mgrs. of Housekeeping & Janit. Workers	Exp. in a Related Occupation	52	57	5	9.6%	$10.76	$22,380	122%
37-1012	First-Line Sprvsrs./Mgrs. of Landscaping, Lawn Service, & Groundskeeping Workers	Exp. in a Related Occupation	19	20	1	5.3%	$18.61	$38,710	210%
49-1011	First-Line Sprvsrs./Mgrs. of Mechanics, Install., & Repairers	Exp. in a Related Occupation	150	146	-4	-2.7%	$21.90	$45,550	248%
41-1012	First-Line Sprvsrs./Mgrs. of Non-Retail Sales Workers	Exp. in a Related Occupation	9	9	0	0.0%	$17.95	$37,340	203%
43-1011	First-Line Sprvsrs./Mgrs. of Office & Admin. Support Workers	Exp. in a Related Occupation	194	199	5	2.6%	$14.63	$30,430	165%
39-1021	First-Line Sprvsrs./Mgrs. of Personal Service Workers	Exp. in a Related Occupation	ND	ND	ND	ND	ND	ND	ND
33-1012	First-Line Sprvsrs./Mgrs. of Police & Detectives	Exp. in a Related Occupation	33	35	2	6.1%	$19.50	$40,570	220%
51-1011	First-Line Sprvsrs./Mgrs. of Production & Operat. Workers	Exp. in a Related Occupation	188	168	-20	-10.6%	$20.62	$42,880	233%
41-1011	First-Line Sprvsrs./Mgrs. of Retail Sales Workers	Exp. in a Related Occupation	347	360	13	3.7%	$12.05	$25,060	136%

Table A.4: Long-Term Projected Occupational Growth in Wyoming's Central-Southeast Region by Occupational Title, 2000 and 2010 (Continued)

SOC[a] Code	Occupation Title	Typical Education Requirements[b]	Employment 2000	Projected 2010	Change Number	Change Percent	2001 Average Wage Hourly	Annual	% of Poverty[c]
53-1031	First-Line Sprvsrs./Mgrs. of Transportation & Material-Moving Machine & Vehicle Operators	Exp. in a Related Occupation	62	63	1	1.6%	$17.30	$35,990	196%
33-1099	First-Line Sprvsrs./Mgrs., Protect. Serv. Workers, All Other	Exp. in a Related Occupation	22	24	2	9.1%	$19.97	$41,540	226%
33-3031	Fish & Game Wardens	Long-Term On-the-Job Training	ND	ND	ND	ND	ND	ND	ND
39-9031	Fitness Trainers & Aerobics Instructors	Postsecondary Vocational Training	ND	ND	ND	ND	$10.22	$21,260	116%
27-1023	Floral Designers	Moderate-Term On-the-Job Training	ND	ND	ND	ND	ND	ND	ND
51-3091	Food & Tobacco Roasting, Baking, & Drying Machine Operators & Tenders	Short-Term On-the-Job Training	ND	ND	ND	ND	ND	ND	ND
51-3092	Food Batchmakers	Short-Term On-the-Job Training	ND	ND	ND	ND	ND	ND	ND
35-9099	Food Prep. & Serving Related Workers, All Other	Short-Term On-the-Job Training	ND	ND	ND	ND	$7.37	$15,340	83%
35-2021	Food Prep. Workers	Short-Term On-the-Job Training	179	197	18	10.1%	$7.09	$14,760	80%
35-3041	Food Servers, Nonrestaurant	Short-Term On-the-Job Training	ND	ND	ND	ND	ND	ND	ND
11-9051	Food Service Managers	Exp. in a Related Occupation	ND	ND	ND	ND	$13.04	$27,120	147%
25-1124	Foreign Language & Literature Teachers, Postsecondary	Doctoral Degree	ND	ND	ND	ND	ND	ND	ND
19-4093	Forest & Conservation Technicians	Associate's Degree	25	27	2	8.0%	$14.53	$30,230	164%
45-4011	Forest & Conservation Workers	Moderate-Term On-the-Job Training	ND	ND	ND	ND	ND	ND	ND
33-2022	Forest Fire Inspectors & Prevention Specialists	Exp. in a Related Occupation	ND	ND	ND	ND	ND	ND	ND
19-1032	Foresters	Bachelor's Degree	13	12	-1	-7.7%	$24.14	$50,210	273%
39-4021	Funeral Attendants	Short-Term On-the-Job Training	ND	ND	ND	ND	ND	ND	ND
11-9061	Funeral Directors	Associate's Degree	ND	ND	ND	ND	ND	ND	ND
51-9051	Furnace, Kiln, Oven, Drier, & Kettle Operators & Tenders	Moderate-Term On-the-Job Training	ND	ND	ND	ND	ND	ND	ND
51-7021	Furniture Finishers	Long-Term On-the-Job Training	ND	ND	ND	ND	ND	ND	ND
53-7071	Gas Compressor & Gas Pumping Station Operators	Moderate-Term On-the-Job Training	ND	ND	ND	ND	ND	ND	ND
51-8092	Gas Plant Operators	Long-Term On-the-Job Training	ND	ND	ND	ND	ND	ND	ND
11-1021	General & Operations Managers	Bachelor's Degree Plus Exp.	565	587	22	3.9%	$27.59	$57,380	312%
19-3092	Geographers	Master's Degree	ND	ND	ND	ND	ND	ND	ND
25-1064	Geography Teachers, Postsecondary	Doctoral Degree	ND	ND	ND	ND	ND	ND	ND
19-4041	Geological & Petroleum Technicians	Associate's Degree	ND	ND	ND	ND	ND	ND	ND
19-2042	Geoscientists, Except Hydrologists & Geographers	Bachelor's Degree	28	37	9	32.1%	$29.94	$62,280	338%
45-2041	Graders & Sorters, Agricultural Products	Exp. in a Related Occupation	ND	ND	ND	ND	ND	ND	ND
27-1024	Graphic Designers	Bachelor's Degree	17	17	0	0.0%	$10.59	$22,020	120%
51-9022	Grinding & Polishing Workers, Hand	Moderate-Term On-the-Job Training	ND	ND	ND	ND	ND	ND	ND
39-5012	Hairdressers, Hairstylists, & Cosmetologists	Postsecondary Vocational Training	132	144	12	9.1%	$6.47	$13,460	73%
17-2111	Health & Safety Engineers, Except Mining Safety Engrs. & Inspectors	Bachelor's Degree	ND	ND	ND	ND	ND	ND	ND
29-1199	Health Diagnosing & Treating Practitioners, All Other	First Professional Degree	14	14	0	0.0%	$34.60	$71,970	391%
21-1091	Health Educators	Master's Degree	11	13	2	18.2%	$15.31	$31,850	173%
29-9199	Health Professionals & Technicians, All Other	Associate's Degree	ND	ND	ND	ND	ND	ND	ND
25-1071	Health Specialties Teachers, Postsecondary	Doctoral Degree	ND	ND	ND	ND	ND	ND	ND
31-9099	Healthcare Support Workers, All Other	Short-Term On-the-Job Training	34	42	8	23.5%	$9.30	$19,340	105%

Table A.4: Long-Term Projected Occupational Growth in Wyoming's Central-Southeast Region by Occupational Title, 2000 and 2010 (Continued)

SOC[a] Code and Occupation Title		Typical Education Requirements[b]	Employment 2000	Projected 2010	Change Number	Change Percent	2001 Average Wage Hourly	Annual	% of Poverty[c]
51-4191	Heat Treating Equip. Setters, Oper., & Tenders, Metal & Plastic	Moderate-Term On-the-Job Training	ND	ND	ND	ND	ND	ND	ND
49-9021	Heating, Air Conditioning, & Refriger. Mechanics & Installers	Long-Term On-the-Job Training	34	37	3	8.8%	$16.02	$33,330	181%
47-3019	Helpers, Construction Trades, All Other	Short-Term On-the-Job Training	ND	ND	ND	ND	$10.53	$21,890	119%
47-3011	Helpers--Brickmasons, Blockmasons, Stonemasons, & Tile & Marble Setters	Short-Term On-the-Job Training	ND	ND	ND	ND	ND	ND	ND
47-3012	Helpers--Carpenters	Short-Term On-the-Job Training	90	93	3	3.3%	$13.72	$28,530	155%
47-3013	Helpers--Electricians	Short-Term On-the-Job Training	ND	ND	ND	ND	ND	ND	ND
47-5081	Helpers--Extraction Workers	Short-Term On-the-Job Training	69	50	-19	-27.5%	$8.65	$18,000	98%
49-9098	Helpers--Installation, Maintenance, & Repair Workers	Short-Term On-the-Job Training	47	42	-5	-10.6%	$12.02	$25,010	136%
47-3015	Helpers--Pipelayers, Plumbers, Pipefitters, & Steamfitters	Short-Term On-the-Job Training	ND	ND	ND	ND	ND	ND	ND
51-9198	Helpers--Production Workers	Short-Term On-the-Job Training	122	119	-3	-2.5%	$9.84	$20,460	111%
47-3016	Helpers--Roofers	Short-Term On-the-Job Training	21	27	6	28.6%	$8.11	$16,870	92%
47-4051	Highway Maintenance Workers	Moderate-Term On-the-Job Training	40	43	3	7.5%	$12.99	$27,010	147%
19-3093	Historians	Master's Degree	ND	ND	ND	ND	ND	ND	ND
25-1125	History Teachers, Postsecondary	Doctoral Degree	ND	ND	ND	ND	ND	ND	ND
49-9031	Home Appliance Repairers	Long-Term On-the-Job Training	ND	ND	ND	ND	ND	ND	ND
31-1011	Home Health Aides	Short-Term On-the-Job Training	70	88	18	25.7%	$8.04	$16,720	91%
35-9031	Hosts & Hostesses, Restaurant, Lounge, & Coffee Shop	Short-Term On-the-Job Training	ND	ND	ND	ND	$5.98	$12,440	68%
43-4081	Hotel, Motel, & Resort Desk Clerks	Short-Term On-the-Job Training	88	98	10	11.4%	$7.52	$15,640	85%
43-4161	Human Resources Assistants, Except Payroll & Timekeeping	Short-Term On-the-Job Training	18	20	2	11.1%	$11.52	$23,960	130%
11-3040	Human Resources Managers	Bachelor's Degree Plus Exp.	35	37	2	5.7%	$23.66	$49,210	267%
19-2043	Hydrologists	Bachelor's Degree	ND	ND	ND	ND	ND	ND	ND
17-2112	Industrial Engineers	Bachelor's Degree	ND	ND	ND	ND	ND	ND	ND
49-9041	Industrial Machinery Mechanics	Long-Term On-the-Job Training	102	78	-24	-23.5%	$20.67	$42,990	234%
11-3051	Industrial Production Managers	Bachelor's Degree	15	14	-1	-6.7%	$20.89	$43,450	ND
53-7051	Industrial Truck & Tractor Operators	Short-Term On-the-Job Training	ND	ND	ND	ND	$12.97	$26,980	147%
51-9061	Inspectors, Testers, Sorters, Samplers, & Weighers	Moderate-Term On-the-Job Training	19	16	-3	-15.8%	$12.67	$26,340	143%
49-9099	Installation, Maintenance, & Repair Workers, All Other	Short-Term On-the-Job Training	24	25	1	4.2%	$12.78	$26,590	145%
25-9031	Instructional Coordinators	Master's Degree	ND	ND	ND	ND	ND	ND	ND
47-2130	Insulation Workers	Moderate-Term On-the-Job Training	ND	ND	ND	ND	ND	ND	ND
43-9041	Insurance Claims & Policy Processing Clerks	Moderate-Term On-the-Job Training	ND	ND	ND	ND	ND	ND	ND
41-3021	Insurance Sales Agents	Bachelor's Degree	ND	ND	ND	ND	$11.38	$23,660	129%
13-2053	Insurance Underwriters	Bachelor's Degree	ND	ND	ND	ND	ND	ND	ND
29-1063	Internists, General	First Professional Degree	ND	ND	ND	ND	$56.74	$118,030	641%
27-3091	Interpreters & Translators	Long-Term On-the-Job Training	ND	ND	ND	ND	ND	ND	ND
43-4111	Interviewers, Except Eligibility & Loan	Short-Term On-the-Job Training	ND	ND	ND	ND	ND	ND	ND
37-2011	Janitors & Cleaners, Except Maids & Housekeeping Cleaners	Short-Term On-the-Job Training	681	687	6	0.9%	$8.42	$17,510	95%
51-5021	Job Printers	Long-Term On-the-Job Training	13	13	0	0.0%	$9.55	$19,860	108%
23-1023	Judges, Magistrate Judges, & Magistrates	Bachelor's Degree Plus Exp.	ND	ND	ND	ND	ND	ND	ND
25-2012	Kndrgrtn. Teachers, Except Special Ed.	Bachelor's Degree	43	42	-1	-2.3%	NA	$36,160	197%

Table A.4: Long-Term Projected Occupational Growth in Wyoming's Central-Southeast Region by Occupational Title, 2000 and 2010 (Continued)

SOC[a] Code and Occupation Title		Typical Education Requirements[b]	Employment 2000	Projected 2010	Change Number	Change Percent	2001 Average Wage Hourly	Annual	% of Poverty[c]
17-1012	Landscape Architects	Bachelor's Degree	ND	ND	ND	ND	ND	ND	ND
37-3011	Landscaping & Groundskeeping Workers	Short-Term On-the-Job Training	203	239	36	17.7%	$9.92	$20,620	112%
53-7062	Laborers & Freight, Stock, & Material Movers, Hand	Short-Term On-the-Job Training	227	205	-22	-9.7%	$7.83	$16,280	88%
51-4034	Lathe & Turning Machine Tool Setters, Oper., & Tenders, Metal & Plastic	Moderate-Term On-the-Job Training	ND	ND	ND	ND	ND	ND	ND
51-6011	Laundry & Dry Cleaning Workers	Moderate-Term On-the-Job Training	118	133	15	12.7%	$7.22	$15,010	82%
23-2092	Law Clerks	Bachelor's Degree	ND	ND	ND	ND	ND	ND	ND
25-1112	Law Teachers, Postsecondary	Doctoral Degree	ND	ND	ND	ND	ND	ND	ND
23-1011	Lawyers	First Professional Degree	ND	ND	ND	ND	$20.59	$42,830	233%
43-6012	Legal Secretaries	Postsecondary Vocational Training	ND	ND	ND	ND	ND	ND	ND
11-1031	Legislators	Bachelor's Degree Plus Exp.	37	39	2	5.4%	$8.13	$16,910	92%
25-4021	Librarians	Master's Degree	60	60	0	0.0%	$16.37	$34,050	185%
43-4121	Library Assistants, Clerical	Short-Term On-the-Job Training	70	69	-2	-2.9%	$10.98	$22,830	124%
25-1082	Library Science Teachers, Postsecondary	Doctoral Degree	ND	ND	ND	ND	ND	ND	ND
25-4031	Library Technicians	Short-Term On-the-Job Training	41	41	0	0.0%	$8.98	$18,690	102%
25-9199	Library, Museum, Training, & Other Ed. Workers, All Other	Bachelor's Degree	ND	ND	ND	ND	ND	ND	ND
29-2061	Licensed Practical & Licensed Vocational Nurses	Postsecondary Vocational Training	137	166	29	21.2%	$14.24	$29,620	161%
19-1099	Life Scientists, All Other	Bachelor's Degree	53	54	1	1.9%	$19.61	$40,780	222%
19-4099	Life, Physical, & Social Science Technicians, All Other	Associate's Degree	107	127	20	18.7%	$14.20	$29,540	161%
43-4131	Loan Interviewers & Clerks	Short-Term On-the-Job Training	55	56	1	1.8%	$10.43	$21,690	118%
13-2072	Loan Officers	Bachelor's Degree	82	84	2	2.4%	$21.74	$45,220	246%
39-3093	Locker Room, Coatroom, & Dressing Room Attendants	Short-Term On-the-Job Training	ND	ND	ND	ND	ND	ND	ND
49-9094	Locksmiths & Safe Repairers	Moderate-Term On-the-Job Training	ND	ND	ND	ND	ND	ND	ND
53-4011	Locomotive Engineers	Exp. in a Related Occupation	ND	ND	ND	ND	ND	ND	ND
11-9081	Lodging Managers	Exp. in a Related Occupation	ND	ND	ND	ND	$16.31	$33,920	184%
45-4023	Log Graders & Scalers	Moderate-Term On-the-Job Training	ND	ND	ND	ND	ND	ND	ND
45-4022	Logging Equip. Operators	Moderate-Term On-the-Job Training	ND	ND	ND	ND	ND	ND	ND
53-7063	Machine Feeders & Offbearers	Short-Term On-the-Job Training	ND	ND	ND	ND	ND	ND	ND
51-4041	Machinists	Long-Term On-the-Job Training	19	20	1	5.3%	$16.95	$35,250	192%
37-2012	Maids & Housekeeping Cleaners	Short-Term On-the-Job Training	441	500	59	13.4%	$7.07	$14,700	80%
43-9051	Mail Clerks & Mail Machine Operators, Except Postal Serv.	Short-Term On-the-Job Training	ND	ND	ND	ND	$6.68	$13,890	75%
49-9042	Maintenance & Repair Workers, General	Long-Term On-the-Job Training	324	365	41	12.7%	$10.95	$22,780	124%
49-9043	Maintenance Workers, Machinery	Long-Term On-the-Job Training	35	27	-8	-22.9%	$18.80	$39,100	213%
13-1111	Management Analysts	Bachelor's Degree Plus Exp.	ND	ND	ND	ND	ND	ND	ND
11-9199	Managers, All Other	Exp. in a Related Occupation	121	131	10	8.3%	$22.00	$45,770	249%
19-3021	Market Research Analysts	Bachelor's Degree	ND	ND	ND	ND	ND	ND	ND
11-2021	Marketing Managers	Bachelor's Degree Plus Exp.	ND	ND	ND	ND	$24.14	$50,210	273%
21-1013	Marriage & Family Therapists	Master's Degree	ND	ND	ND	ND	ND	ND	ND
31-9011	Massage Therapists	Postsecondary Vocational Training	ND	ND	ND	ND	ND	ND	ND
53-7199	Material Moving Workers, All Other	Moderate-Term On-the-Job Training	68	66	-2	-2.9%	$11.06	$23,010	125%

Table A.4: Long-Term Projected Occupational Growth in Wyoming's Central-Southeast Region by Occupational Title, 2000 and 2010 (Continued)

SOC[a] Code and Occupation Title		Typical Education Requirements[b]	Employment 2000	Projected 2010	Change Number	Change Percent	2001 Average Wage Hourly	Annual	% of Poverty[c]
17-2131	Materials Engineers	Bachelor's Degree	ND	ND	ND	ND	ND	ND	ND
25-1022	Mathematical Science Teachers, Postsecondary	Doctoral Degree	ND	ND	ND	ND	ND	ND	ND
51-3022	Meat, Poultry, & Fish Cutters & Trimmers	Short-Term On-the-Job Training	ND	ND	ND	ND	$9.50	$19,750	107%
17-2141	Mechanical Engineers	Bachelor's Degree	ND	ND	ND	ND	ND	ND	ND
27-4099	Media & Communication Equip. Workers, All Other	Moderate-Term On-the-Job Training	ND	ND	ND	ND	ND	ND	ND
27-3099	Media & Communication Workers, All Other	Long-Term On-the-Job Training	ND	ND	ND	ND	ND	ND	ND
29-2012	Medical & Clinical Laboratory Technicians	Associate's Degree	ND	ND	ND	ND	ND	ND	ND
29-2011	Medical & Clinical Laboratory Technologists	Bachelor's Degree	42	50	8	19.0%	$19.94	$41,470	225%
11-9111	Medical & Health Services Managers	Bachelor's Degree Plus Exp.	63	75	12	19.0%	$22.32	$46,420	252%
21-1022	Medical & Public Health Social Workers	Bachelor's Degree	ND	ND	ND	ND	ND	ND	ND
31-9092	Medical Assistants	Moderate-Term On-the-Job Training	ND	ND	ND	ND	$9.37	$19,490	106%
31-9093	Medical Equip. Preparers	Short-Term On-the-Job Training	ND	ND	ND	ND	ND	ND	ND
49-9062	Medical Equip. Repairers	Moderate-Term On-the-Job Training	ND	ND	ND	ND	ND	ND	ND
29-2071	Medical Records & Health Information Technicians	Associate's Degree	33	41	8	24.2%	$10.20	$21,220	115%
43-6013	Medical Secretaries	Postsecondary Vocational Training	55	67	12	21.8%	$10.73	$22,320	121%
31-9094	Medical Transcriptionists	Postsecondary Vocational Training	47	54	7	14.9%	$11.46	$23,840	130%
13-1121	Meeting & Convention Planners	Bachelor's Degree	ND	ND	ND	ND	ND	ND	ND
21-1023	Mental Health & Substance Abuse Social Workers	Master's Degree	ND	ND	ND	ND	ND	ND	ND
21-1014	Mental Health Counselors	Master's Degree	ND	ND	ND	ND	$17.57	$36,540	199%
27-1026	Merchandise Displayers & Window Trimmers	Moderate-Term On-the-Job Training	ND	ND	ND	ND	ND	ND	ND
51-4051	Metal-Refining Furnace Operators & Tenders	Moderate-Term On-the-Job Training	ND	ND	ND	ND	ND	ND	ND
43-5041	Meter Readers, Utilities	Short-Term On-the-Job Training	ND	ND	ND	ND	$13.43	$27,930	152%
19-1022	Microbiologists	Doctoral Degree	ND	ND	ND	ND	ND	ND	ND
25-2022	Middle School Teachers, Except Special & Voc. Ed.	Bachelor's Degree	95	91	-4	-4.2%	NA	$37,140	202%
49-9044	Millwrights	Long-Term On-the-Job Training	ND	ND	ND	ND	ND	ND	ND
47-5042	Mine Cutting & Channeling Machine Operators	Moderate-Term On-the-Job Training	ND	ND	ND	ND	ND	ND	ND
17-2151	Mining & Geological Engineers, Incl. Mining Safety Engrs.	Bachelor's Degree	ND	ND	ND	ND	ND	ND	ND
51-9023	Mixing & Blending Machine Setters, Oper., & Tenders	Moderate-Term On-the-Job Training	32	32	0	0.0%	$13.84	$28,790	156%
49-3042	Mobile Heavy Equip. Mechanics, Except Engines	Postsecondary Vocational Training	77	55	-22	-28.6%	$18.19	$37,830	206%
51-9195	Molders, Shapers, & Casters, Except Metal & Plastic	Moderate-Term On-the-Job Training	ND	ND	ND	ND	ND	ND	ND
51-4072	Molding, Coremaking, & Casting Machine Setters, Oper., & Tenders, Metal & Plastic	Moderate-Term On-the-Job Training	ND	ND	ND	ND	ND	ND	ND
39-3021	Motion Picture Projectionists	Short-Term On-the-Job Training	ND	ND	ND	ND	ND	ND	ND
53-3099	Motor Vehicle Operators, All Other	Short-Term On-the-Job Training	ND	ND	ND	ND	$17.09	$35,550	193%
49-3051	Motorboat Mechanics	Long-Term On-the-Job Training	ND	ND	ND	ND	ND	ND	ND
49-3052	Motorcycle Mechanics	Long-Term On-the-Job Training	ND	ND	ND	ND	ND	ND	ND
51-4081	Multiple Machine Tool Setters, Oper., & Tenders, Metal & Plastic	Moderate-Term On-the-Job Training	ND	ND	ND	ND	ND	ND	ND
49-9063	Musical Instrument Repairers & Tuners	Long-Term On-the-Job Training	ND	ND	ND	ND	ND	ND	ND
27-2042	Musicians & Singers	Long-Term On-the-Job Training	ND	ND	ND	ND	ND	ND	ND

Table A.4: Long-Term Projected Occupational Growth in Wyoming's Central-Southeast Region by Occupational Title, 2000 and 2010 (Continued)

SOC[a] Code and Occupation Title		Typical Education Requirements[b]	Employment 2000	Projected 2010	Change Number	Change Percent	2001 Average Wage Hourly	Annual	% of Poverty[c]
11-9121	Natural Sciences Managers	Bachelor's Degree Plus Exp.	22	30	8	36.4%	$29.22	$60,780	330%
15-1071	Network & Computer Systems Administrators	Bachelor's Degree	25	29	4	16.0%	$22.81	$47,450	258%
15-1081	Network Systems & Data Communications Analysts	Bachelor's Degree	ND	ND	ND	ND	ND	ND	ND
43-4141	New Accounts Clerks	Exp. in a Related Occupation	37	37	0	0.0%	$9.48	$19,720	107%
27-3020	News Analysts, Reporters & Correspondents	Long-Term On-the-Job Training	13	13	0	0.0%	$10.11	$21,030	114%
39-2021	Nonfarm Animal Caretakers	Short-Term On-the-Job Training	ND	ND	ND	ND	$9.86	$20,510	111%
29-2033	Nuclear Medicine Technologists	Associate's Degree	ND	ND	ND	ND	ND	ND	ND
31-1012	Nursing Aides, Orderlies, & Attend.	Short-Term On-the-Job Training	334	407	73	21.9%	$8.51	$17,710	96%
25-1072	Nursing Instructors & Teachers, Postsecondary	Doctoral Degree	ND	ND	ND	ND	ND	ND	ND
29-1064	Obstetricians & Gynecologists	First Professional Degree	ND	ND	ND	ND	ND	ND	ND
29-9010	Occupational Health & Safety Specialists & Technicians	Bachelor's Degree	18	17	-1	-5.6%	$22.58	$46,970	255%
31-2012	Occupational Therapist Aides	Short-Term On-the-Job Training	ND	ND	ND	ND	ND	ND	ND
31-2011	Occupational Therapist Assistants	Associate's Degree	ND	ND	ND	ND	ND	ND	ND
29-1122	Occupational Therapists	Bachelor's Degree	14	17	3	21.4%	$20.13	$41,880	228%
43-9061	Office Clerks, General	Short-Term On-the-Job Training	589	591	2	0.3%	$7.99	$16,620	90%
43-9071	Office Machine Operators, Except Computer	Short-Term On-the-Job Training	ND	ND	ND	ND	ND	ND	ND
47-2073	Operating Engineers & Other Constr. Equip. Operators	Moderate-Term On-the-Job Training	293	248	-45	-15.4%	$14.68	$30,540	166%
29-2081	Opticians, Dispensing	Long-Term On-the-Job Training	ND	ND	ND	ND	$9.28	$19,300	105%
29-1041	Optometrists	First Professional Degree	ND	ND	ND	ND	ND	ND	ND
43-4151	Order Clerks	Short-Term On-the-Job Training	40	41	1	2.5%	$7.77	$16,160	88%
49-3053	Outdoor Power Equip. & Other Small Engine Mechanics	Moderate-Term On-the-Job Training	ND	ND	ND	ND	ND	ND	ND
51-9111	Packaging & Filling Machine Operators & Tenders	Short-Term On-the-Job Training	ND	ND	ND	ND	ND	ND	ND
53-7064	Packers & Packagers, Hand	Short-Term On-the-Job Training	301	274	-27	-9.0%	$7.46	$15,520	84%
47-2141	Painters, Construction & Maintenance	Moderate-Term On-the-Job Training	61	70	9	14.8%	$10.56	$21,970	119%
51-9122	Painters, Trans. Equip.	Moderate-Term On-the-Job Training	46	56	10	21.7%	$19.79	$41,160	224%
51-9123	Painting, Coating, & Decorating Workers	Short-Term On-the-Job Training	ND	ND	ND	ND	ND	ND	ND
23-2011	Paralegals & Legal Assistants	Associate's Degree	11	11	0	0.0%	$11.53	$23,980	130%
41-2022	Parts Salespersons	Moderate-Term On-the-Job Training	81	84	3	3.7%	$9.38	$19,500	106%
43-3051	Payroll & Timekeeping Clerks	Short-Term On-the-Job Training	55	56	1	1.8%	$12.65	$26,310	143%
29-1065	Pediatricians, General	First Professional Degree	ND	ND	ND	ND	ND	ND	ND
39-9021	Personal & Home Care Aides	Short-Term On-the-Job Training	ND	ND	ND	ND	ND	ND	ND
39-9099	Personal Care & Service Workers, All Other	Short-Term On-the-Job Training	ND	ND	ND	ND	ND	ND	ND
37-2021	Pest Control Workers	Moderate-Term On-the-Job Training	ND	ND	ND	ND	ND	ND	ND
37-3012	Pesticide Handlers, Sprayers, & Applicators, Vegetation	Moderate-Term On-the-Job Training	ND	ND	ND	ND	ND	ND	ND
17-2171	Petroleum Engineers	Bachelor's Degree	ND	ND	ND	ND	ND	ND	ND
51-8093	Petroleum Pump System Oper., Refinery Oper., & Gaugers	Long-Term On-the-Job Training	ND	ND	ND	ND	ND	ND	ND
29-1051	Pharmacists	First Professional Degree	55	53	-2	-3.6%	$27.86	$57,940	315%
31-9095	Pharmacy Aides	Short-Term On-the-Job Training	ND	ND	ND	ND	ND	ND	ND
29-2052	Pharmacy Technicians	Moderate-Term On-the-Job Training	30	31	1	3.3%	$8.77	$18,240	99%
25-1126	Philosophy & Religion Teachers, Postsecondary	Doctoral Degree	ND	ND	ND	ND	ND	ND	ND

Table A.4: Long-Term Projected Occupational Growth in Wyoming's Central-Southeast Region by Occupational Title, 2000 and 2010 (Continued)

SOC[a] Code and Occupation Title		Typical Education Requirements[b]	Employment 2000	Projected 2010	Change Number	Change Percent	2001 Average Wage Hourly	Annual	% of Poverty[c]
27-4021	Photographers	Long-Term On-the-Job Training	ND	ND	ND	ND	$9.26	$19,270	105%
51-9131	Photographic Process Workers	Moderate-Term On-the-Job Training	ND	ND	ND	ND	ND	ND	ND
51-9132	Photographic Processing Machine Operators	Short-Term On-the-Job Training	ND	ND	ND	ND	ND	ND	ND
19-2099	Physical Scientists, All Other	Bachelor's Degree	37	36	-1	-2.7%	$20.42	$42,470	231%
31-2022	Physical Therapist Aides	Short-Term On-the-Job Training	ND	ND	ND	ND	ND	ND	ND
31-2021	Physical Therapist Assistants	Associate's Degree	ND	ND	ND	ND	ND	ND	ND
29-1123	Physical Therapists	Master's Degree	27	33	6	22.2%	$25.72	$53,490	291%
29-1071	Physician Assistants	Bachelor's Degree	ND	ND	ND	ND	$31.09	$64,670	351%
29-1069	Physicians & Surgeons, All Other	First Professional Degree	ND	ND	ND	ND	ND	ND	ND
25-1054	Physics Teachers, Postsecondary	Doctoral Degree	ND	ND	ND	ND	ND	ND	ND
47-2151	Pipelayers	Moderate-Term On-the-Job Training	28	31	3	10.7%	$14.23	$29,600	161%
51-8099	Plant & System Operators, All Other	Long-Term On-the-Job Training	ND	ND	ND	ND	ND	ND	ND
47-2152	Plumbers, Pipefitters, & Steamfitters	Long-Term On-the-Job Training	64	71	7	10.9%	$17.18	$35,740	194%
33-3051	Police & Sheriff's Patrol Officers	Long-Term On-the-Job Training	219	236	17	7.8%	$14.50	$30,160	164%
43-5031	Police, Fire, & Ambulance Dispatchers	Moderate-Term On-the-Job Training	37	39	2	5.4%	$11.45	$23,810	129%
25-1065	Political Science Teachers, Postsecondary	Doctoral Degree	ND	ND	ND	ND	ND	ND	ND
43-5051	Postal Service Clerks	Short-Term On-the-Job Training	20	21	1	5.0%	$17.65	$36,720	200%
43-5052	Postal Service Mail Carriers	Short-Term On-the-Job Training	54	57	3	5.6%	$17.71	$36,840	200%
43-5053	Postal Service Mail Sorters, Processors, & Processing Machine Operators	Short-Term On-the-Job Training	22	23	1	4.5%	$9.14	$19,020	103%
11-9131	Postmasters & Mail Superintendents	Exp. in a Related Occupation	24	26	2	8.3%	$18.32	$38,100	207%
25-1199	Postsecondary Teachers, All Other	Doctoral Degree	ND	ND	ND	ND	ND	ND	ND
51-8012	Power Distributors & Dispatchers	Long-Term On-the-Job Training	ND	ND	ND	ND	ND	ND	ND
51-8013	Power Plant Operators	Long-Term On-the-Job Training	ND	ND	ND	ND	ND	ND	ND
49-9069	Precision Instrument & Equip. Repairers, All Other	Long-Term On-the-Job Training	ND	ND	ND	ND	ND	ND	ND
51-5022	Prepress Technicians & Workers	Long-Term On-the-Job Training	ND	ND	ND	ND	$7.89	$16,420	89%
25-2011	Preschool Teachers, Except Special Ed.	Bachelor's Degree	ND	ND	ND	ND	$7.60	$15,800	86%
51-6021	Pressers, Textile, Garment, & Related Materials	Short-Term On-the-Job Training	ND	ND	ND	ND	ND	ND	ND
51-5023	Printing Machine Operators	Moderate-Term On-the-Job Training	16	18	2	12.5%	$11.91	$24,770	135%
33-9021	Private Detectives & Investigators	Exp. in a Related Occupation	ND	ND	ND	ND	ND	ND	ND
21-1092	Probation Officers & Correctional Treatment Specialists	Bachelor's Degree	ND	ND	ND	ND	ND	ND	ND
43-3061	Procurement Clerks	Short-Term On-the-Job Training	ND	ND	ND	ND	ND	ND	ND
27-2012	Producers & Directors	Bachelor's Degree Plus Exp.	ND	ND	ND	ND	ND	ND	ND
51-9199	Production Workers, All Other	Moderate-Term On-the-Job Training	72	62	-10	-13.9%	$14.49	$30,140	164%
43-5061	Production, Planning, & Expediting Clerks	Short-Term On-the-Job Training	ND	ND	ND	ND	$9.54	$19,850	108%
43-9081	Proofreaders & Copy Markers	Short-Term On-the-Job Training	ND	ND	ND	ND	ND	ND	ND
11-9141	Property, Real Estate, & Community Association Managers	Bachelor's Degree	ND	ND	ND	ND	$10.40	$21,630	118%
33-9099	Protect. Serv. Workers, All Other	Short-Term On-the-Job Training	ND	ND	ND	ND	ND	ND	ND
31-1013	Psychiatric Aides	Short-Term On-the-Job Training	ND	ND	ND	ND	ND	ND	ND
29-2053	Psychiatric Technicians	Postsecondary Vocational Training	ND	ND	ND	ND	ND	ND	ND

Table A.4: Long-Term Projected Occupational Growth in Wyoming's Central-Southeast Region by Occupational Title, 2000 and 2010 (Continued)

SOC[a] Code and Occupation Title		Typical Education Requirements[b]	Employment 2000	Projected 2010	Change Number	Change Percent	2001 Average Wage Hourly	Annual	% of Poverty[c]
29-1066	Psychiatrists	First Professional Degree	ND	ND	ND	ND	ND	ND	ND
25-1066	Psychology Teachers, Postsecondary	Doctoral Degree	ND	ND	ND	ND	ND	ND	ND
11-2031	Public Relations Managers	Bachelor's Degree Plus Exp.	14	14	0	0.0%	$23.08	$48,010	261%
27-3031	Public Relations Specialists	Bachelor's Degree	20	21	1	5.0%	$17.95	$37,340	203%
53-7072	Pump Operators, Except Wellhead Pumpers	Moderate-Term On-the-Job Training	ND	ND	ND	ND	ND	ND	ND
13-1021	Purchasing Agents & Buyers, Farm Prod.	Exp. in a Related Occupation	ND	ND	ND	ND	ND	ND	ND
13-1023	Purchasing Agents, Except Wholesale, Retail, & Farm Prod.	Bachelor's Degree	23	21	-2	-8.7%	$18.69	$38,880	211%
11-3061	Purchasing Managers	Bachelor's Degree Plus Exp.	ND	ND	ND	ND	ND	ND	ND
29-1124	Radiation Therapists	Associate's Degree	ND	ND	ND	ND	ND	ND	ND
29-2034	Radiologic Technologists & Technicians	Associate's Degree	28	34	6	21.4%	$16.79	$34,920	190%
47-4061	Rail-Track Laying & Maintenance Equip. Operators	Moderate-Term On-the-Job Training	ND	ND	ND	ND	ND	ND	ND
41-9022	Real Estate Sales Agents	Postsecondary Vocational Training	ND	ND	ND	ND	ND	ND	ND
43-4171	Receptionists & Information Clerks	Short-Term On-the-Job Training	144	169	25	17.4%	$8.25	$17,150	93%
25-1193	Recreation & Fitness Studies Teachers, Postsecondary	Doctoral Degree	ND	ND	ND	ND	ND	ND	ND
39-9032	Recreation Workers	Bachelor's Degree	ND	ND	ND	ND	ND	ND	ND
29-1125	Recreational Therapists	Bachelor's Degree	ND	ND	ND	ND	ND	ND	ND
53-7081	Refuse & Recyclable Material Collectors	Short-Term On-the-Job Training	75	73	-2	-2.7%	$11.42	$23,750	129%
29-1111	Registered Nurses	Associate's Degree	418	501	83	19.9%	$20.29	$42,200	229%
21-1015	Rehabilitation Counselors	Master's Degree	16	20	4	25.0%	$12.68	$26,370	143%
43-4181	Reservation & Transportation Ticket Agents & Travel Clerks	Short-Term On-the-Job Training	ND	ND	ND	ND	ND	ND	ND
39-9041	Residential Advisors	Moderate-Term On-the-Job Training	13	14	1	7.7%	$10.70	$22,250	121%
29-1126	Respiratory Therapists	Associate's Degree	ND	ND	ND	ND	ND	ND	ND
29-2054	Respiratory Therapy Technicians	Postsecondary Vocational Training	10	12	2	20.0%	$13.98	$29,070	158%
41-2031	Retail Salespersons	Short-Term On-the-Job Training	870	897	27	3.1%	$8.19	$17,040	93%
47-5051	Rock Splitters, Quarry	Moderate-Term On-the-Job Training	ND	ND	ND	ND	ND	ND	ND
47-2181	Roofers	Moderate-Term On-the-Job Training	21	27	6	28.6%	$11.19	$23,270	126%
47-5012	Rotary Drill Operators, Oil & Gas	Moderate-Term On-the-Job Training	ND	ND	ND	ND	ND	ND	ND
47-5071	Roustabouts, Oil & Gas	Moderate-Term On-the-Job Training	126	131	5	4.0%	$10.35	$21,530	117%
41-9099	Sales & Related Workers, All Other	Moderate-Term On-the-Job Training	ND	ND	ND	ND	$11.78	$24,500	133%
11-2022	Sales Managers	Bachelor's Degree Plus Exp.	19	23	4	21.1%	$20.16	$41,940	228%
41-4012	Sales Reps., Whlsle. & Manuf., Except Tech. & Scientif. Prod.	Moderate-Term On-the-Job Training	68	66	-2	-2.9%	$16.72	$34,780	189%
41-4011	Sales Reps., Whlsle. & Manufact., Tech. & Scientific Prod.	Moderate-Term On-the-Job Training	ND	ND	ND	ND	ND	ND	ND
51-7041	Sawing Machine Setters, Oper., & Tenders, Wood	Moderate-Term On-the-Job Training	28	20	-8	-28.6%	$10.96	$22,800	124%
25-2031	Secondary School Teachers, Except Special & Voc. Ed.	Bachelor's Degree	444	428	-16	-3.6%	NA	$35,650	194%
43-6014	Secretaries, Except Legal, Medical, & Executive	Moderate-Term On-the-Job Training	690	729	39	5.7%	$9.56	$19,880	108%
41-3031	Securities, Commodities, & Financial Services Sales Agents	Bachelor's Degree	12	17	5	41.7%	$57.55	$119,700	651%
33-9032	Security Guards	Short-Term On-the-Job Training	28	27	-1	-3.6%	$10.06	$20,920	114%
51-9012	Separating, Filtering, Clarifying, Precipitating, & Still Machine Setters, Oper., & Tenders	Moderate-Term On-the-Job Training	ND	ND	ND	ND	ND	ND	ND
53-6031	Service Station Attendants	Short-Term On-the-Job Training	51	58	7	13.7%	$7.53	$15,650	85%

Table A.4: Long-Term Projected Occupational Growth in Wyoming's Central-Southeast Region by Occupational Title, 2000 and 2010 (Continued)

SOC[a] Code and Occupation Title		Typical Education Requirements[b]	Employment 2000	Projected 2010	Change Number	Change Percent	2001 Average Wage Hourly	Annual	% of Poverty[c]
47-5013	Service Unit Operators, Oil, Gas, & Mining	Moderate-Term On-the-Job Training	ND	ND	ND	ND	ND	ND	ND
27-1027	Set & Exhibit Designers	Bachelor's Degree	ND	ND	ND	ND	ND	ND	ND
51-6031	Sewing Machine Operators	Moderate-Term On-the-Job Training	ND	ND	ND	ND	ND	ND	ND
47-2211	Sheet Metal Workers	Moderate-Term On-the-Job Training	43	51	8	18.6%	$20.50	$42,630	232%
43-5071	Shipping, Receiving, & Traffic Clerks	Short-Term On-the-Job Training	65	67	2	3.1%	$9.65	$20,070	109%
51-6041	Shoe & Leather Workers & Repairers	Long-Term On-the-Job Training	ND	ND	ND	ND	ND	ND	ND
53-7111	Shuttle Car Operators	Short-Term On-the-Job Training	ND	ND	ND	ND	ND	ND	ND
51-3023	Slaughterers & Meat Packers	Moderate-Term On-the-Job Training	ND	ND	ND	ND	ND	ND	ND
11-9151	Social & Community Service Managers	Bachelor's Degree	23	27	4	17.4%	$17.46	$36,320	197%
21-1093	Social & Human Service Assistants	Moderate-Term On-the-Job Training	ND	ND	ND	ND	ND	ND	ND
19-3099	Social Scientists & Related Workers, All Other	Master's Degree	ND	ND	ND	ND	ND	ND	ND
25-1113	Social Work Teachers, Postsecondary	Doctoral Degree	ND	ND	ND	ND	ND	ND	ND
25-1067	Sociology Teachers, Postsecondary	Doctoral Degree	ND	ND	ND	ND	ND	ND	ND
25-2042	Special Ed. Teachers, Middle School	Bachelor's Degree	18	17	-1	-5.6%	NA	$37,900	206%
25-2041	Special Ed. Teachers, Preschool, Kndrgrtn., & Elem. School	Bachelor's Degree	82	83	1	1.2%	NA	$34,380	187%
25-2043	Special Ed. Teachers, Secondary School	Bachelor's Degree	43	42	-1	-2.3%	NA	$32,880	179%
29-1127	Speech-Language Pathologists	Master's Degree	40	43	3	7.5%	$18.13	$37,720	205%
51-8021	Stationary Engineers & Boiler Operators	Long-Term On-the-Job Training	39	37	-2	-5.1%	$18.01	$37,470	204%
43-5081	Stock Clerks & Order Fillers	Short-Term On-the-Job Training	176	183	7	4.0%	$9.24	$19,210	104%
47-2221	Structural Iron & Steel Workers	Long-Term On-the-Job Training	ND	ND	ND	ND	ND	ND	ND
21-1011	Substance Abuse & Behavioral Disorder Counselors	Master's Degree	ND	ND	ND	ND	ND	ND	ND
29-1067	Surgeons	First Professional Degree	ND	ND	ND	ND	ND	ND	ND
29-2055	Surgical Technologists	Postsecondary Vocational Training	ND	ND	ND	ND	ND	ND	ND
17-3031	Surveying & Mapping Technicians	Moderate-Term On-the-Job Training	75	107	32	42.7%	$10.23	$21,280	116%
17-1022	Surveyors	Bachelor's Degree	ND	ND	ND	ND	$21.65	$45,040	245%
43-2011	Switchboard Operators, Incl. Answering Service	Short-Term On-the-Job Training	ND	ND	ND	ND	$7.73	$16,070	87%
51-6052	Tailors, Dressmakers, & Custom Sewers	Exp. in a Related Occupation	ND	ND	ND	ND	ND	ND	ND
53-7121	Tank Car, Truck, & Ship Loaders	Moderate-Term On-the-Job Training	ND	ND	ND	ND	ND	ND	ND
13-2081	Tax Examiners, Collectors, & Revenue Agents	Bachelor's Degree	ND	ND	ND	ND	ND	ND	ND
53-3041	Taxi Drivers & Chauffeurs	Short-Term On-the-Job Training	ND	ND	ND	ND	ND	ND	ND
25-9041	Teacher Assistants	Short-Term On-the-Job Training	384	387	3	0.8%	NA	$16,540	90%
51-2092	Team Assemblers	Moderate-Term On-the-Job Training	ND	ND	ND	ND	ND	ND	ND
27-3042	Technical Writers	Bachelor's Degree	ND	ND	ND	ND	ND	ND	ND
49-2022	Telecomm. Equip. Install. & Repairers, Except Line Installers	Postsecondary Vocational Training	65	63	-2	-3.1%	$22.81	$47,440	258%
49-9052	Telecommunications Line Installers & Repairers	Long-Term On-the-Job Training	13	13	0	0.0%	$17.60	$36,620	199%
41-9041	Telemarketers	Short-Term On-the-Job Training	ND	ND	ND	ND	ND	ND	ND
43-2021	Telephone Operators	Short-Term On-the-Job Training	ND	ND	ND	ND	ND	ND	ND
43-3071	Tellers	Short-Term On-the-Job Training	122	122	0	0.0%	$8.53	$17,750	96%
51-6099	Textile, Apparel, & Furnishings Workers, All Other	Moderate-Term On-the-Job Training	ND	ND	ND	ND	ND	ND	ND
49-3093	Tire Repairers & Changers	Short-Term On-the-Job Training	18	19	1	5.6%	$8.48	$17,630	96%

Table A.4: Long-Term Projected Occupational Growth in Wyoming's Central-Southeast Region by Occupational Title, 2000 and 2010 (Continued)

SOC[a] Code and Occupation Title		Typical Education Requirements[b]	Employment 2000	Projected 2010	Change Number	Change Percent	2001 Average Wage Hourly	Annual	% of Poverty[c]
23-2093	Title Examiners, Abstractors, & Searchers	Moderate-Term On-the-Job Training	13	11	-2	-15.4%	$9.99	$20,780	113%
51-4194	Tool Grinders, Filers, & Sharpeners	Moderate-Term On-the-Job Training	11	8	-3	-27.3%	$14.68	$30,520	166%
39-6021	Tour Guides & Escorts	Moderate-Term On-the-Job Training	18	14	-4	-22.2%	$7.60	$15,800	86%
13-1073	Training & Development Specialists	Bachelor's Degree	36	38	2	5.6%	$17.76	$36,940	201%
53-6099	Transportation Workers, All Other	Short-Term On-the-Job Training	ND	ND	ND	ND	ND	ND	ND
11-3071	Transportation, Storage, & Distribution Managers	Exp. in a Related Occupation	ND	ND	ND	ND	$21.40	$44,510	242%
41-3041	Travel Agents	Postsecondary Vocational Training	ND	ND	ND	ND	ND	ND	ND
37-3013	Tree Trimmers & Pruners	Short-Term On-the-Job Training	ND	ND	ND	ND	ND	ND	ND
53-3032	Truck Drivers, Heavy & Tractor-Trailer	Moderate-Term On-the-Job Training	375	402	27	7.2%	$13.20	$27,460	149%
53-3033	Truck Drivers, Light or Delivery Services	Short-Term On-the-Job Training	142	163	21	14.8%	$11.08	$23,040	125%
51-6093	Upholsterers	Long-Term On-the-Job Training	ND	ND	ND	ND	ND	ND	ND
19-3051	Urban & Regional Planners	Master's Degree	ND	ND	ND	ND	ND	ND	ND
39-3031	Ushers, Lobby Attendants, & Ticket Takers	Short-Term On-the-Job Training	ND	ND	ND	ND	ND	ND	ND
29-1131	Veterinarians	First Professional Degree	ND	ND	ND	ND	$26.59	$55,310	301%
31-9096	Veterinary Assistants & Laboratory Animal Caretakers	Short-Term On-the-Job Training	80	116	36	45.0%	$7.43	$15,450	84%
29-2056	Veterinary Technologists & Technicians	Associate's Degree	ND	ND	ND	ND	ND	ND	ND
25-2023	Voc. Ed. Teachers, Middle School	Bachelor's Degree	ND	ND	ND	ND	ND	ND	ND
25-1194	Voc. Ed. Teachers, Postsecondary	Doctoral Degree	ND	ND	ND	ND	ND	ND	ND
25-2032	Voc. Ed. Teachers, Secondary School	Bachelor's Degree	27	26	-1	-3.7%	NA	$33,940	184%
35-3031	Waiters & Waitresses	Short-Term On-the-Job Training	415	423	8	1.9%	$7.37	$15,320	83%
51-8031	Water & Liquid Waste Treatment Plant & System Operators	Long-Term On-the-Job Training	86	85	-1	-1.2%	$15.84	$32,950	179%
43-5111	Weighers, Measurers, Checkers, & Samplers, Recordkeeping	Short-Term On-the-Job Training	26	18	-8	-30.8%	$10.01	$20,820	113%
51-4121	Welders, Cutters, Solderers, & Brazers	Postsecondary Vocational Training	162	136	-26	-16.0%	$15.55	$32,330	176%
13-1022	Wholesale & Retail Buyers, Except Farm Prod.	Bachelor's Degree	15	13	-2	-13.3%	$20.74	$43,130	234%
51-7042	Woodworking Machine Setters, Oper., & Tenders, Except Sawing	Moderate-Term On-the-Job Training	36	25	-11	-30.6%	$8.35	$17,360	94%
43-9022	Word Processors & Typists	Moderate-Term On-the-Job Training	18	22	4	22.2%	$10.67	$22,200	121%
27-3043	Writers & Authors	Bachelor's Degree	ND	ND	ND	ND	ND	ND	ND
19-1023	Zoologists & Wildlife Biologists	Doctoral Degree	10	11	1	10.0%	$26.67	$55,470	301%
	Total		**32,093**	**33,611**	**1,518**	**4.7%**	**$12.50**	**$27,551**	**150%**

[a]Standard Occupational Classification.
[b]As determined by the U.S. Department of Labor, Bureau of Labor Statistics.
[c]Based on $18,400 annually for a family of four (100% of the 2003 federal poverty guideline).
NA - No hourly wage available; annual only.
ND - Not disclosable due to confidentiality of information.

Figure A.4: Distribution of Projected Net Employment Growth of Occupations in Wyoming's Central-Southeast Region by Major Group, 2010

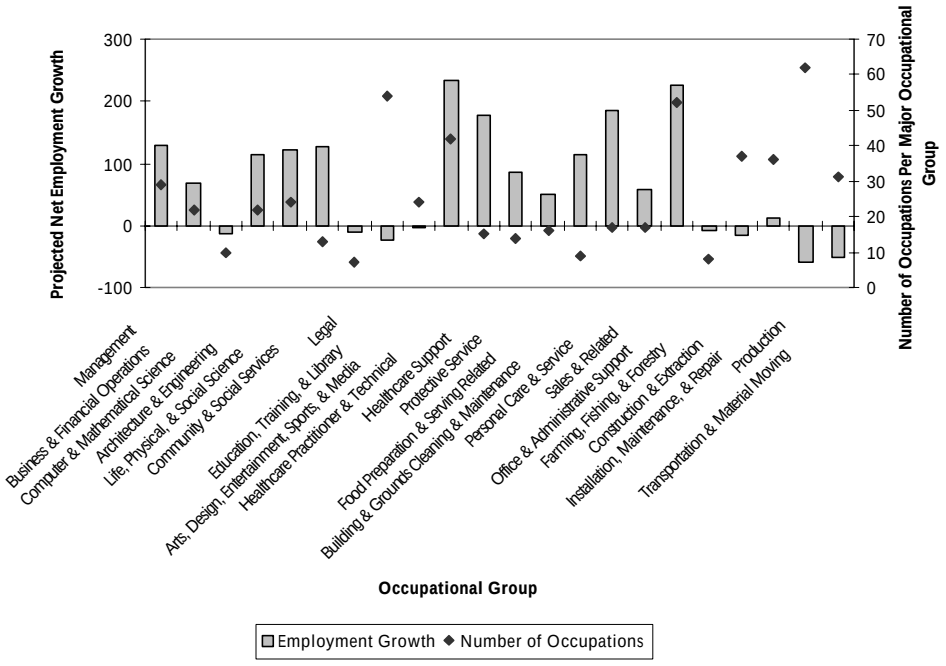

Figure A.5: Distribution of Projected Net Employment Growth of Occupations in Wyoming's Central-Southeast Region by Typical Education Requirements,[a] 2010

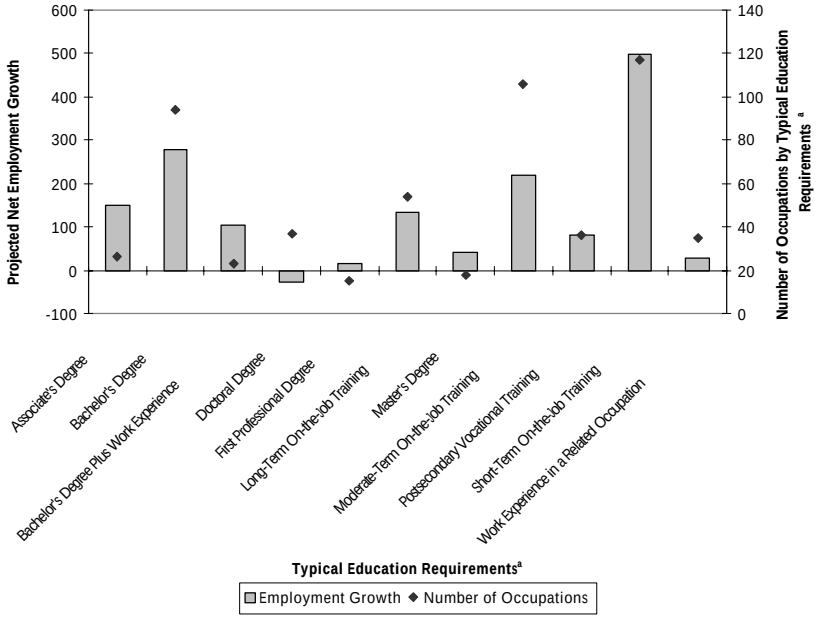

[a]As defined by the U.S. Department of Labor, Bureau of Labor Statistics.

Figure A.6: Distribution of Projected Net Employment Growth of Occupations in Wyoming's Central-Southeast Region by Percentage of the 2003 Federal Poverty Guideline,[a] 2010

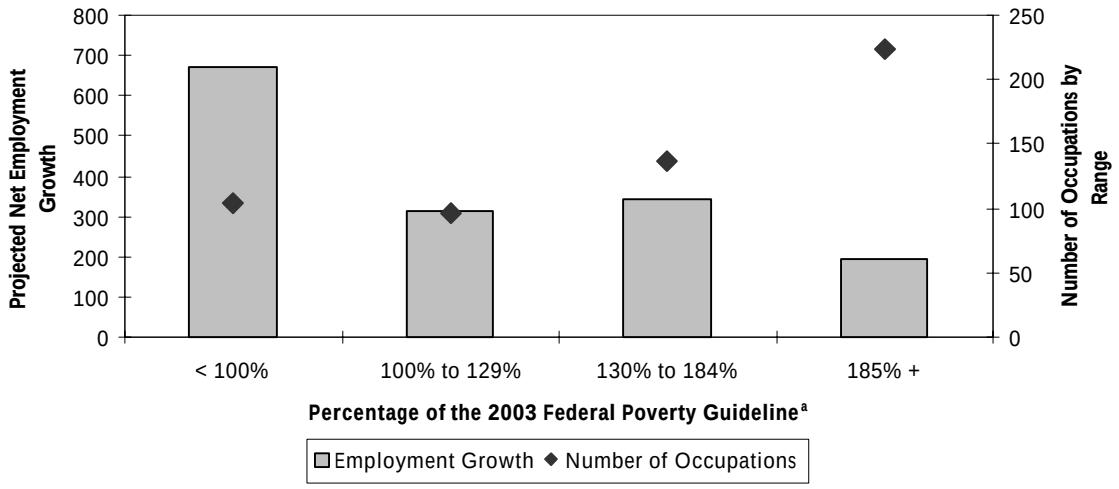

[a]Based on $18,400 annually for a family of four.

Table A.5: Long-Term Projected Occupational Growth in Wyoming's Northeast Region by Highest Net Growth, 2000 and 2010

Rank	SOC[a] Code and Occupation Title		Typical Education Requirements[b]	Employment 2000	Projected 2010	Change Number	Change Percent	2001 Average Wage Hourly	Annual	% of Poverty[c]
1	53-3032	Truck Drivers, Heavy & Tractor-Trailer	Moderate-Term On-the-Job Training	1,294	1,610	316	24.4%	$13.92	$28,950	157%
2	47-5081	Helpers--Extraction Workers	Moderate-Term On-the-Job Training	474	691	217	45.8%	$14.55	$30,260	164%
3	43-3031	Bookkeeping, Accounting, & Auditing Clerks	Moderate-Term On-the-Job Training	732	897	165	22.5%	$10.16	$21,140	115%
4	41-2031	Janitors & Cleaners, Except Maids & Housekeeping Cleaners	Short-Term On-the-Job Training	894	1,056	162	18.1%	$8.82	$18,340	100%
5	11-1021	General & Operations Managers	Bachelor's Degree Plus Exp.	779	930	151	19.4%	$29.37	$61,090	332%
6	39-9011	Child Care Workers	Short-Term On-the-Job Training	292	433	141	48.3%	$7.37	$15,330	83%
7	47-2073	Operating Engineers & Other Constr. Equip. Operators	Moderate-Term On-the-Job Training	589	722	133	22.6%	$16.02	$33,330	181%
8	35-2011	Cooks, Fast Food	Short-Term On-the-Job Training	ND	ND	ND	ND	ND	ND	ND
9	21-1093	Social & Human Service Assistants	Moderate-Term On-the-Job Training	ND	ND	ND	ND	ND	ND	ND
10	51-4121	Welders, Cutters, Solderers, & Brazers	Postsecondary Vocational Training	143	240	97	67.8%	$15.89	$33,040	180%
11	53-7032	Excavating & Loading Machine & Dragline Operators	Moderate-Term On-the-Job Training	ND	ND	ND	ND	ND	ND	ND
12	53-7199	Material Moving Workers, All Other	Moderate-Term On-the-Job Training	564	657	93	16.5%	$22.96	$47,750	260%
13	41-2011	Cashiers	Short-Term On-the-Job Training	726	817	91	12.5%	$7.11	$14,790	80%
14	29-1111	Registered Nurses	Associate's Degree	716	807	91	12.7%	$19.43	$40,420	220%
15	49-3042	Mobile Heavy Equip. Mechanics, Except Engines	Postsecondary Vocational Training	407	495	88	21.6%	$21.55	$44,820	244%
16	43-6014	Secretaries, Except Legal, Medical, & Executive	Moderate-Term On-the-Job Training	514	601	87	16.9%	$10.21	$21,240	115%
17	47-1011	First-Line Sprvsrs./Mgrs. of Constr. Trades & Extract. Workers	Exp. in a Related Occupation	401	488	87	21.7%	$22.39	$46,560	253%
18	35-3021	Combined Food Prep. & Serving Workers, Incl. Fast Food	Short-Term On-the-Job Training	ND	ND	ND	ND	$6.21	$12,910	70%
19	49-9042	Maintenance & Repair Workers, General	Long-Term On-the-Job Training	689	771	82	11.9%	$17.71	$36,840	200%
20	53-7073	Wellhead Pumpers	Moderate-Term On-the-Job Training	ND	ND	ND	ND	$11.50	$23,930	130%
21	47-2061	Construction Laborers	Moderate-Term On-the-Job Training	425	506	81	19.1%	$10.23	$21,270	116%
22	37-2011	Janitors & Cleaners, Except Maids & Housekeeping Cleaners	Short-Term On-the-Job Training	449	525	76	16.9%	$9.31	$19,360	105%
23	41-4012	Sales Reps., Whlsle. & Manuf., Except Tech. & Scientif. Prod.	Moderate-Term On-the-Job Training	278	354	76	27.3%	$18.71	$38,930	212%
24	49-9098	Helpers--Installation, Maintenance, & Repair Workers	Short-Term On-the-Job Training	85	159	74	87.1%	$11.38	$23,680	129%
25	25-9041	Teacher Assistants	Short-Term On-the-Job Training	495	567	72	14.5%	NA	$16,870	92%
26	47-5071	Roustabouts, Oil & Gas	Moderate-Term On-the-Job Training	ND	ND	ND	ND	$13.77	$28,640	156%
27	43-6011	Executive Secretaries & Administrative Assistants	Moderate-Term On-the-Job Training	323	393	70	21.7%	$13.73	$28,550	155%
28	49-3023	Automotive Service Technicians & Mechanics	Postsecondary Vocational Training	252	318	66	26.2%	$13.57	$28,220	153%
29	47-5012	Rotary Drill Operators, Oil & Gas	Moderate-Term On-the-Job Training	134	198	64	47.8%	$18.43	$38,340	208%
30	43-9061	Office Clerks, General	Short-Term On-the-Job Training	357	421	64	17.9%	$8.89	$18,490	100%
31	31-1012	Nursing Aides, Orderlies, & Attend.	Short-Term On-the-Job Training	471	531	60	12.7%	$8.52	$17,730	96%
32	41-1011	First-Line Sprvsrs./Mgrs. of Retail Sales Workers	Exp. in a Related Occupation	320	377	57	17.8%	$13.16	$27,360	149%
33	53-7051	Industrial Truck & Tractor Operators	Short-Term On-the-Job Training	ND	ND	ND	ND	ND	ND	ND
34	47-5011	Derrick Operators, Oil & Gas	Moderate-Term On-the-Job Training	ND	ND	ND	ND	ND	ND	ND
35	53-1031	First-Line Sprvsrs./Mgrs. of Transportation & Material-Moving Machine & Vehicle Operators	Exp. in a Related Occupation	194	247	53	27.3%	$27.23	$56,640	308%
36	37-3011	Landscaping & Groundskeeping Workers	Short-Term On-the-Job Training	192	243	51	26.6%	$8.90	$18,510	101%

Table A.5: Long-Term Projected Occupational Growth in Wyoming's Northeast Region by Highest Net Growth, 2000 and 2010 (Continued)

Rank	SOC[a] Code and Occupation Title		Typical Education Requirements[b]	Employment 2000	Projected 2010	Change Number	Change Percent	2001 Average Wage Hourly	Annual	% of Poverty[c]
37	51-8092	Gas Plant Operators	Long-Term On-the-Job Training	113	163	50	44.2%	$20.31	$42,250	230%
38	47-2111	Electricians	Long-Term On-the-Job Training	239	289	50	20.9%	$20.31	$42,250	230%
39	17-2051	Civil Engineers	Bachelor's Degree	97	147	50	51.5%	$22.12	$46,010	250%
40	37-2012	Maids & Housekeeping Cleaners	Short-Term On-the-Job Training	445	492	47	10.6%	$6.88	$14,320	78%
41	49-9041	Industrial Machinery Mechanics	Long-Term On-the-Job Training	111	158	47	42.3%	$19.01	$39,530	215%
42	49-2092	Electric Motor, Power Tool, & Related Repairers	Postsecondary Vocational Training	ND	ND	ND	ND	$11.93	$24,820	135%
43	33-9032	Security Guards	Short-Term On-the-Job Training	ND	ND	ND	ND	$7.85	$16,320	89%
44	43-4171	Receptionists & Information Clerks	Short-Term On-the-Job Training	173	220	47	27.2%	$8.52	$17,720	96%
45	25-3999	All Other Teachers, Primary, Secondary, & Adult	Bachelor's Degree	ND	ND	ND	ND	NA	$32,160	175%
46	43-5081	Stock Clerks & Order Fillers	Short-Term On-the-Job Training	247	288	41	16.6%	$10.66	$22,170	120%
47	53-7062	Laborers & Freight, Stock, & Material Movers, Hand	Short-Term On-the-Job Training	279	320	41	14.7%	$9.53	$19,830	108%
48	53-7061	Cleaners of Vehicles & Equip.	Short-Term On-the-Job Training	51	91	40	78.4%	$9.38	$19,500	106%
49	35-3031	Waiters & Waitresses	Short-Term On-the-Job Training	344	384	40	11.6%	$6.78	$14,100	77%
50	11-9199	Managers, All Other	Exp. in a Related Occupation	151	189	38	25.2%	$29.62	$61,600	335%
51	49-3031	Bus & Truck Mechanics & Diesel Engine Specialists	Postsecondary Vocational Training	149	185	36	24.2%	$15.65	$32,550	177%
52	47-2051	Cement Masons & Concrete Finishers	Long-Term On-the-Job Training	151	186	35	23.2%	$13.35	$27,760	151%
53	35-1012	First-Line Sprvsrs./Mgrs. of Food Prep. & Serv. Workers	Exp. in a Related Occupation	345	380	35	10.1%	$9.45	$19,660	107%
54	43-1011	First-Line Sprvsrs./Mgrs. of Office & Admin. Support Workers	Exp. in a Related Occupation	216	247	31	14.4%	$15.36	$31,940	174%
55	53-7071	Gas Compressor & Gas Pumping Station Operators	Moderate-Term On-the-Job Training	ND	ND	ND	ND	$17.75	$36,910	201%
56	13-2011	Accountants & Auditors	Bachelor's Degree	101	130	29	28.7%	$25.08	$52,180	284%
57	49-1011	First-Line Sprvsrs./Mgrs. of Mechanics, Install., & Repairers	Exp. in a Related Occupation	167	195	28	16.8%	$26.20	$54,500	296%
58	17-3022	Civil Engineering Technicians	Associate's Degree	ND	ND	ND	ND	$16.57	$34,460	187%
59	51-1011	First-Line Sprvsrs./Mgrs. of Production & Operat. Workers	Exp. in a Related Occupation	178	204	26	14.6%	$24.06	$50,040	272%
60	47-2152	Plumbers, Pipefitters, & Steamfitters	Long-Term On-the-Job Training	98	124	26	26.5%	$12.66	$26,340	143%
61	53-3033	Truck Drivers, Light or Delivery Services	Short-Term On-the-Job Training	137	161	24	17.5%	$10.92	$22,710	123%
62	53-3022	Bus Drivers, School	Short-Term On-the-Job Training	106	129	23	21.7%	$8.90	$18,510	101%
63	51-9021	Crushing, Grinding, & Polishing Machine Setters, Oper., & Tenders	Moderate-Term On-the-Job Training	ND	ND	ND	ND	ND	ND	ND
64	47-2031	Carpenters	Long-Term On-the-Job Training	193	214	21	10.9%	$14.11	$29,350	160%
65	43-5071	Shipping, Receiving, & Traffic Clerks	Short-Term On-the-Job Training	83	104	21	25.3%	$10.75	$22,360	122%
66	47-5021	Earth Drillers, Except Oil & Gas	Moderate-Term On-the-Job Training	107	127	20	18.7%	$17.51	$36,420	198%
67	43-3021	Billing & Posting Clerks & Machine Operators	Short-Term On-the-Job Training	91	111	20	22.0%	$11.61	$24,150	131%
68	11-9111	Medical & Health Services Managers	Bachelor's Degree Plus Exp.	156	176	20	12.8%	$25.62	$53,290	290%
69	21-1022	Medical & Public Health Social Workers	Bachelor's Degree	ND	ND	ND	ND	$11.52	$23,960	130%
70	53-3021	Bus Drivers, Transit & Intercity	Moderate-Term On-the-Job Training	ND	ND	ND	ND	ND	ND	ND
71	51-8099	Plant & System Operators, All Other	Long-Term On-the-Job Training	169	189	20	11.8%	$21.53	$44,770	243%
72	13-1199	Business Operations Specialists, All Other	Bachelor's Degree	ND	ND	ND	ND	$23.89	$49,690	270%
73	47-2071	Paving, Surfacing, & Tamping Equip. Operators	Moderate-Term On-the-Job Training	ND	ND	ND	ND	$14.08	$29,280	159%
74	25-2011	Preschool Teachers, Except Special Ed.	Bachelor's Degree	35	54	19	54.3%	$10.00	$20,800	113%

Table A.5: Long-Term Projected Occupational Growth in Wyoming's Northeast Region by Highest Net Growth, 2000 and 2010 (Continued)

Rank	SOC[a] Code and Occupation Title		Typical Education Requirements[b]	Employment 2000	Projected 2010	Change Number	Change Percent	2001 Average Wage Hourly	Annual	% of Poverty[c]
75	25-2022	Middle School Teachers, Except Special & Voc. Ed.	Bachelor's Degree	ND	ND	ND	ND	NA	$36,910	201%
76	41-2021	Counter & Rental Clerks	Short-Term On-the-Job Training	104	123	19	18.3%	$7.92	$16,470	90%
77	49-3093	Tire Repairers & Changers	Short-Term On-the-Job Training	88	107	19	21.6%	$12.55	$26,110	142%
78	51-6031	Sewing Machine Operators	Moderate-Term On-the-Job Training	ND	ND	ND	ND	ND	ND	ND
79	41-2022	Parts Salespersons	Moderate-Term On-the-Job Training	61	79	18	29.5%	$11.83	$24,600	134%
80	11-9021	Construction Managers	Bachelor's Degree	76	94	18	23.7%	$20.80	$43,260	235%
81	47-5013	Service Unit Operators, Oil, Gas, & Mining	Moderate-Term On-the-Job Training	45	62	17	37.8%	$15.10	$31,410	171%
82	29-2061	Licensed Practical & Licensed Vocational Nurses	Postsecondary Vocational Training	139	156	17	12.2%	$13.18	$27,420	149%
83	29-2071	Medical Records & Health Information Technicians	Associate's Degree	ND	ND	ND	ND	ND	ND	ND
84	11-3031	Financial Managers	Bachelor's Degree Plus Exp.	127	143	16	12.6%	$27.71	$57,640	313%
85	35-2021	Food Prep. Workers	Short-Term On-the-Job Training	163	179	16	9.8%	$7.70	$16,010	87%
86	29-2056	Veterinary Technologists & Technicians	Associate's Degree	30	46	16	53.3%	$10.88	$22,620	123%
87	47-2221	Structural Iron & Steel Workers	Long-Term On-the-Job Training	ND	ND	ND	ND	ND	ND	ND
88	43-6013	Medical Secretaries	Postsecondary Vocational Training	118	134	16	13.6%	$10.32	$21,470	117%
89	17-2151	Mining & Geological Engineers, Incl. Mining Safety Engrs.	Bachelor's Degree	60	76	16	26.7%	$30.59	$63,620	346%
90	51-9061	Inspectors, Testers, Sorters, Samplers, & Weighers	Moderate-Term On-the-Job Training	ND	ND	ND	ND	$19.51	$40,580	221%
91	49-3021	Automotive Body & Related Repairers	Long-Term On-the-Job Training	ND	ND	ND	ND	$14.83	$30,840	168%
92	35-3011	Bartenders	Short-Term On-the-Job Training	172	187	15	8.7%	$7.03	$14,630	80%
93	25-2021	Elementary School Teachers, Except Special Ed.	Bachelor's Degree	ND	ND	ND	ND	NA	$37,980	206%
94	51-9198	Helpers--Production Workers	Short-Term On-the-Job Training	51	66	15	29.4%	$10.24	$21,300	116%
95	47-5049	Mining Machine Operators, All Other	Moderate-Term On-the-Job Training	ND	ND	ND	ND	ND	ND	ND
96	19-4031	Chemical Technicians	Associate's Degree	ND	ND	ND	ND	$14.74	$30,660	167%
97	51-4041	Machinists	Long-Term On-the-Job Training	45	60	15	33.3%	$18.55	$38,580	210%
98	53-6031	Service Station Attendants	Short-Term On-the-Job Training	ND	ND	ND	ND	$7.83	$16,280	88%
99	31-9096	Veterinary Assistants & Laboratory Animal Caretakers	Short-Term On-the-Job Training	26	41	15	57.7%	$7.08	$14,720	80%
100	43-5032	Dispatchers, Except Police, Fire, & Ambulance	Moderate-Term On-the-Job Training	46	61	15	32.6%	$10.18	$21,170	115%
101	39-9041	Residential Advisors	Moderate-Term On-the-Job Training	ND	ND	ND	ND	ND	ND	ND
102	19-4099	Life, Physical, & Social Science Technicians, All Other	Associate's Degree	ND	ND	ND	ND	ND	ND	ND
103	47-3013	Helpers--Electricians	Short-Term On-the-Job Training	ND	ND	ND	ND	$9.51	$19,790	108%
104	41-9099	Sales & Related Workers, All Other	Moderate-Term On-the-Job Training	ND	ND	ND	ND	$9.72	$20,210	110%
105	13-1022	Wholesale & Retail Buyers, Except Farm Prod.	Bachelor's Degree	51	64	13	25.5%	$16.90	$35,160	191%
106	35-2012	Cooks, Institution & Cafeteria	Long-Term On-the-Job Training	101	114	13	12.9%	$9.37	$19,480	106%
107	29-1123	Physical Therapists	Master's Degree	103	116	13	12.6%	$24.92	$51,830	282%
108	49-2021	Radio Mechanics	Postsecondary Vocational Training	ND	ND	ND	ND	ND	ND	ND
109	43-4051	Customer Service Representatives	Moderate-Term On-the-Job Training	76	89	13	17.1%	$10.84	$22,550	123%
110	43-4181	Reservation & Transportation Ticket Agents & Travel Clerks	Short-Term On-the-Job Training	ND	ND	ND	ND	ND	ND	ND
111	19-4091	Environmental Science & Protection Techs., Incl. Health	Associate's Degree	51	64	13	25.5%	$9.01	$18,740	102%
112	43-4999	All Other Financial, Information, & Record Clerks	Short-Term On-the-Job Training	79	92	13	16.5%	$12.43	$25,860	141%
113	29-1051	Pharmacists	First Professional Degree	86	99	13	15.1%	$33.88	$70,460	383%
114	41-3021	Insurance Sales Agents	Bachelor's Degree	87	100	13	14.9%	$17.95	$37,330	203%

Table A.5: Long-Term Projected Occupational Growth in Wyoming's Northeast Region by Highest Net Growth, 2000 and 2010 (Continued)

Rank	SOC[a] Code and Occupation Title		Typical Education Requirements[b]	Employment 2000	Projected 2010	Change Number	Change Percent	2001 Average Wage Hourly	Annual	% of Poverty[c]
115	33-3051	Police & Sheriff's Patrol Officers	Long-Term On-the-Job Training	170	182	12	7.1%	$15.34	$31,900	173%
116	17-3011	Architectural & Civil Drafters	Postsecondary Vocational Training	ND	ND	ND	ND	$13.89	$28,890	157%
117	47-3015	Helpers--Pipelayers, Plumbers, Pipefitters, & Steamfitters	Short-Term On-the-Job Training	45	57	12	26.7%	$8.27	$17,210	94%
118	17-3031	Surveying & Mapping Technicians	Moderate-Term On-the-Job Training	40	52	12	30.0%	$15.89	$33,060	180%
119	31-1011	Home Health Aides	Short-Term On-the-Job Training	43	55	12	27.9%	$8.60	$17,900	97%
120	35-9031	Hosts & Hostesses, Restaurant, Lounge, & Coffee Shop	Short-Term On-the-Job Training	117	128	11	9.4%	$6.08	$12,640	69%
121	29-2041	Emrgncy. Med. Techs. & Paramedics	Postsecondary Vocational Training	83	94	11	13.3%	$9.54	$19,840	108%
122	51-3022	Meat, Poultry, & Fish Cutters & Trimmers	Short-Term On-the-Job Training	ND	ND	ND	ND	ND	ND	ND
123	37-9099	All Other Bldg. & Grounds Cleaning & Mainten. Workers	Short-Term On-the-Job Training	ND	ND	ND	ND	$6.21	$12,910	70%
124	49-9051	Electrical Power-Line Installers & Repairers	Long-Term On-the-Job Training	ND	ND	ND	ND	$16.10	$33,480	182%
125	31-9099	Healthcare Support Workers, All Other	Short-Term On-the-Job Training	46	57	11	23.9%	$10.55	$21,930	119%
126	35-1011	Chefs & Head Cooks	Postsecondary Vocational Training	ND	ND	ND	ND	$10.20	$21,210	115%
127	47-5031	Explosives Workers, Ordnance Handling Experts, & Blasters	Moderate-Term On-the-Job Training	ND	ND	ND	ND	ND	ND	ND
128	53-1021	First-Line Sprvsrs./Mgrs. of Helpers, Laborers, & Material Movers, Hand	Exp. in a Related Occupation	27	38	11	40.7%	$23.42	$48,700	265%
129	11-2022	Sales Managers	Bachelor's Degree Plus Exp.	40	51	11	27.5%	$29.14	$60,610	329%
130	25-2041	Special Ed. Teachers, Preschool, Kndrgrtn., & Elem. School	Bachelor's Degree	57	67	10	17.5%	NA	$29,970	163%
131	39-5012	Hairdressers, Hairstylists, & Cosmetologists	Postsecondary Vocational Training	86	96	10	11.6%	$7.18	$14,940	81%
132	43-4071	File Clerks	Short-Term On-the-Job Training	47	57	10	21.3%	$8.87	$18,460	100%
133	51-6011	Laundry & Dry Cleaning Workers	Moderate-Term On-the-Job Training	87	97	10	11.5%	$7.30	$15,190	83%
134	41-9041	Telemarketers	Short-Term On-the-Job Training	ND	ND	ND	ND	$9.25	$19,230	105%
135	43-9011	Computer Operators	Moderate-Term On-the-Job Training	ND	ND	ND	ND	$10.36	$21,550	117%
136	49-9012	Control & Valve Install. & Repairers, Except Mech. Door	Moderate-Term On-the-Job Training	ND	ND	ND	ND	ND	ND	ND
137	39-9032	Recreation Workers	Bachelor's Degree	39	49	10	25.6%	$8.23	$17,120	93%
138	31-9092	Medical Assistants	Moderate-Term On-the-Job Training	74	84	10	13.5%	$9.76	$20,290	110%
139	19-2041	Environmental Scientists & Specialists, Incl. Health	Bachelor's Degree	24	34	10	41.7%	$18.36	$38,200	208%
140	49-2022	Telecomm. Equip. Install. & Repairers, Except Line Installers	Postsecondary Vocational Training	87	97	10	11.5%	$18.74	$38,990	212%
141	11-3011	Administrative Services Managers	Bachelor's Degree Plus Exp.	79	89	10	12.7%	$19.98	$41,570	226%
142	11-1011	Chief Executives	Bachelor's Degree Plus Exp.	74	84	10	13.5%	$29.44	$61,240	333%
143	35-2015	Cooks, Short Order	Short-Term On-the-Job Training	ND	ND	ND	ND	$7.87	$16,360	89%
144	43-4151	Order Clerks	Short-Term On-the-Job Training	55	64	9	16.4%	$8.95	$18,610	101%
145	33-1099	First-Line Sprvsrs./Mgrs., Protect. Serv. Workers, All Other	Exp. in a Related Occupation	ND	ND	ND	ND	$15.76	$32,790	178%
146	43-4081	Hotel, Motel, & Resort Desk Clerks	Short-Term On-the-Job Training	89	98	9	10.1%	$6.76	$14,070	76%
147	35-2014	Cooks, Restaurant	Long-Term On-the-Job Training	ND	ND	ND	ND	$8.22	$17,100	93%
148	29-1131	Veterinarians	First Professional Degree	16	25	9	56.3%	$24.84	$51,660	281%
149	43-9999	All Other Secretaries, Admin. Asst., & Other Office Supp. Workers	Short-Term On-the-Job Training	ND	ND	ND	ND	$9.96	$20,720	113%
150	47-2211	Sheet Metal Workers	Moderate-Term On-the-Job Training	ND	ND	ND	ND	$14.79	$30,750	167%
151	13-1051	Cost Estimators	Bachelor's Degree	45	53	8	17.8%	$18.71	$38,920	212%

Table A.5: Long-Term Projected Occupational Growth in Wyoming's Northeast Region by Highest Net Growth, 2000 and 2010 (Continued)

Rank	SOC[a] Code and Occupation Title		Typical Education Requirements[b]	Employment 2000	Projected 2010	Change Number	Change Percent	2001 Average Wage Hourly	Annual	% of Poverty[c]
152	39-5092	Manicurists & Pedicurists	Postsecondary Vocational Training	ND	ND	ND	ND	ND	ND	ND
153	51-9132	Photographic Processing Machine Operators	Short-Term On-the-Job Training	ND	ND	ND	ND	ND	ND	ND
154	47-5099	Extraction Workers, All Other	Short-Term On-the-Job Training	ND	ND	ND	ND	ND	ND	ND
155	37-1011	First-Line Sprvsrs./Mgrs. of Housekeeping & Janit. Workers	Exp. in a Related Occupation	60	68	8	13.3%	$13.04	$27,130	147%
156	31-9091	Dental Assistants	Moderate-Term On-the-Job Training	62	70	8	12.9%	$15.21	$31,630	172%
157	43-3051	Payroll & Timekeeping Clerks	Short-Term On-the-Job Training	41	49	8	19.5%	$12.57	$26,150	142%
158	39-9031	Fitness Trainers & Aerobics Instructors	Postsecondary Vocational Training	ND	ND	ND	ND	ND	ND	ND
159	43-2011	Switchboard Operators, Incl. Answering Service	Short-Term On-the-Job Training	37	45	8	21.6%	$8.70	$18,100	98%
160	41-9031	Sales Engineers	Bachelor's Degree	ND	ND	ND	ND	ND	ND	ND
161	11-9041	Engineering Managers	Bachelor's Degree Plus Exp.	40	48	8	20.0%	$35.22	$73,260	398%
162	51-9012	Separating, Filtering, Clarifying, Precipitating, & Still Machine Setters, Oper., & Tenders	Moderate-Term On-the-Job Training	ND	ND	ND	ND	ND	ND	ND
163	25-2031	Secondary School Teachers, Except Special & Voc. Ed.	Bachelor's Degree	126	134	8	6.3%	NA	$33,890	184%
164	37-1012	First-Line Sprvsrs./Mgrs. of Landscaping, Lawn Service, & Groundskeeping Workers	Exp. in a Related Occupation	43	51	8	18.6%	$16.02	$33,320	181%
165	43-9021	Data Entry Keyers	Moderate-Term On-the-Job Training	38	46	8	21.1%	$8.66	$18,010	98%
166	39-2021	Nonfarm Animal Caretakers	Short-Term On-the-Job Training	15	23	8	53.3%	$7.82	$16,260	88%
167	35-9011	Dining Room & Cafeteria Attendants & Bartender Helpers	Short-Term On-the-Job Training	ND	ND	ND	ND	$6.79	$14,120	77%
168	29-1062	Family & General Practitioners	First Professional Degree	59	67	8	13.6%	$61.26	$127,430	693%
169	43-3011	Bill & Account Collectors	Short-Term On-the-Job Training	35	43	8	22.9%	$11.57	$24,060	131%
170	21-1012	Educational, Vocational, & School Counselors	Master's Degree	56	64	8	14.3%	$20.66	$42,970	234%
171	49-9043	Maintenance Workers, Machinery	Long-Term On-the-Job Training	ND	ND	ND	ND	$19.55	$40,660	221%
172	51-2099	Assemblers & Fabricators, All Other	Moderate-Term On-the-Job Training	27	34	7	25.9%	$10.35	$21,530	117%
173	21-1015	Rehabilitation Counselors	Master's Degree	18	25	7	38.9%	$12.03	$25,020	136%
174	43-5021	Couriers & Messengers	Short-Term On-the-Job Training	ND	ND	ND	ND	$7.52	$15,630	85%
175	35-9021	Dishwashers	Short-Term On-the-Job Training	36	43	7	19.4%	$6.31	$13,120	71%
176	39-9021	Personal & Home Care Aides	Short-Term On-the-Job Training	20	27	7	35.0%	$6.25	$13,000	71%
177	47-4051	Highway Maintenance Workers	Moderate-Term On-the-Job Training	73	80	7	9.6%	$12.84	$26,710	145%
178	17-3023	Electrical & Electronic Engineering Technicians	Associate's Degree	18	25	7	38.9%	$22.56	$46,920	255%
179	15-1041	Computer Support Specialists	Associate's Degree	36	43	7	19.4%	$14.44	$30,040	163%
180	49-9099	Installation, Maintenance, & Repair Workers, All Other	Short-Term On-the-Job Training	43	50	7	16.3%	$10.23	$21,270	116%
181	49-2011	Computer, Automated Teller, & Office Machine Repairers	Postsecondary Vocational Training	23	30	7	30.4%	$11.38	$23,670	129%
182	11-3051	Industrial Production Managers	Bachelor's Degree	20	26	6	30.0%	$35.29	$73,410	399%
183	27-3010	Announcers	Long-Term On-the-Job Training	41	47	6	14.6%	$12.37	$25,730	140%
184	49-3092	Recreational Vehicle Service Technicians	Long-Term On-the-Job Training	ND	ND	ND	ND	$11.84	$24,620	134%
185	11-9151	Social & Community Service Managers	Bachelor's Degree	23	29	6	26.1%	$20.54	$42,720	232%
186	29-2034	Radiologic Technologists & Technicians	Associate's Degree	45	51	6	13.3%	$17.39	$36,170	197%
187	53-7072	Pump Operators, Except Wellhead Pumpers	Moderate-Term On-the-Job Training	ND	ND	ND	ND	ND	ND	ND
188	29-2021	Dental Hygienists	Associate's Degree	ND	ND	ND	ND	$20.79	$43,240	235%
189	43-4161	Human Resources Assistants, Except Payroll & Timekeeping	Short-Term On-the-Job Training	41	47	6	14.6%	$13.09	$27,230	148%

Table A.5: Long-Term Projected Occupational Growth in Wyoming's Northeast Region by Highest Net Growth, 2000 and 2010 (Continued)

Rank	SOC[a] Code and Occupation Title		Typical Education Requirements[b]	Employment 2000	Projected 2010	Change Number	Change Percent	2001 Average Wage Hourly	Annual	% of Poverty[c]
190	51-2092	Team Assemblers	Moderate-Term On-the-Job Training	18	24	6	33.3%	$14.13	$29,380	160%
191	29-2052	Pharmacy Technicians	Moderate-Term On-the-Job Training	46	52	6	13.0%	$10.87	$22,600	123%
192	17-2081	Environmental Engineers	Bachelor's Degree	29	35	6	20.7%	$30.93	$64,340	350%
193	49-3053	Outdoor Power Equip. & Other Small Engine Mechanics	Moderate-Term On-the-Job Training	ND	ND	ND	ND	ND	ND	ND
194	53-7011	Conveyor Operators & Tenders	Short-Term On-the-Job Training	ND	ND	ND	ND	ND	ND	ND
195	49-9031	Home Appliance Repairers	Long-Term On-the-Job Training	ND	ND	ND	ND	ND	ND	ND
196	47-4071	Septic Tank Servicers & Sewer Pipe Cleaners	Moderate-Term On-the-Job Training	ND	ND	ND	ND	ND	ND	ND
197	11-9031	Education Administrators, Preschool & Child Care Center/Program	Bachelor's Degree Plus Exp.	14	19	5	35.7%	$15.37	$31,960	174%
198	47-3011	Helpers--Brickmasons, Blockmasons, Stonemasons, & Tile & Marble Setters	Short-Term On-the-Job Training	21	26	5	23.8%	$10.39	$21,600	117%
199	37-3012	Pesticide Handlers, Sprayers, & Applicators, Vegetation	Moderate-Term On-the-Job Training	ND	ND	ND	ND	$10.26	$21,330	116%
200	15-1099	Computer Specialists, All Other	Postsecondary Vocational Training	20	25	5	25.0%	$22.71	$47,240	257%
201	49-9095	Manufactured Building & Mobile Home Installers	Moderate-Term On-the-Job Training	ND	ND	ND	ND	ND	ND	ND
202	29-1020	Dentists	First Professional Degree	39	44	5	12.8%	$65.38	$135,980	739%
203	11-3040	Human Resources Managers	Bachelor's Degree Plus Exp.	46	51	5	10.9%	$30.10	$62,610	340%
204	25-4031	Library Technicians	Short-Term On-the-Job Training	ND	ND	ND	ND	$10.27	$21,360	116%
205	11-3071	Transportation, Storage, & Distribution Managers	Exp. in a Related Occupation	22	27	5	22.7%	$26.04	$54,160	294%
206	29-1122	Occupational Therapists	Bachelor's Degree	37	42	5	13.5%	$23.89	$49,680	270%
207	11-9051	Food Service Managers	Exp. in a Related Occupation	ND	ND	ND	ND	$14.84	$30,870	168%
208	29-1127	Speech-Language Pathologists	Master's Degree	37	42	5	13.5%	$23.56	$49,000	266%
209	31-9094	Medical Transcriptionists	Postsecondary Vocational Training	35	40	5	14.3%	$10.10	$21,020	114%
210	39-3091	Amusement & Recreation Attendants	Short-Term On-the-Job Training	ND	ND	ND	ND	ND	ND	ND
211	17-1022	Surveyors	Bachelor's Degree	16	21	5	31.3%	$21.86	$45,470	247%
212	27-2022	Coaches & Scouts	Long-Term On-the-Job Training	ND	ND	ND	ND	ND	ND	ND
213	43-3071	Tellers	Short-Term On-the-Job Training	150	155	5	3.3%	$7.62	$15,840	86%
214	29-2012	Medical & Clinical Laboratory Technicians	Associate's Degree	ND	ND	ND	ND	ND	ND	ND
215	11-2031	Public Relations Managers	Bachelor's Degree Plus Exp.	14	18	4	28.6%	$22.38	$46,560	253%
216	29-1069	Physicians & Surgeons, All Other	First Professional Degree	ND	ND	ND	ND	ND	ND	ND
217	29-2011	Medical & Clinical Laboratory Technologists	Bachelor's Degree	34	38	4	11.8%	$19.26	$40,050	218%
218	11-3061	Purchasing Managers	Bachelor's Degree Plus Exp.	30	34	4	13.3%	$20.81	$43,280	235%
219	25-2042	Special Ed. Teachers, Middle School	Bachelor's Degree	65	69	4	6.2%	NA	$35,270	192%
220	39-1021	First-Line Sprvsrs./Mgrs. of Personal Service Workers	Exp. in a Related Occupation	15	19	4	26.7%	$14.96	$31,130	169%
221	19-2021	Atmospheric & Space Scientists	Bachelor's Degree	ND	ND	ND	ND	ND	ND	ND
222	19-2031	Chemists	Bachelor's Degree	ND	ND	ND	ND	ND	ND	ND
223	21-1021	Child, Family, & School Social Workers	Bachelor's Degree	10	14	4	40.0%	$13.46	$27,990	152%
224	53-3099	Motor Vehicle Operators, All Other	Short-Term On-the-Job Training	ND	ND	ND	ND	$10.83	$22,520	122%
225	49-9021	Heating, Air Conditioning, & Refriger. Mechanics & Installers	Long-Term On-the-Job Training	ND	ND	ND	ND	$13.97	$29,050	158%
226	11-1031	Legislators	Bachelor's Degree Plus Exp.	ND	ND	ND	ND	$7.80	$16,230	88%

Table A.5: Long-Term Projected Occupational Growth in Wyoming's Northeast Region by Highest Net Growth, 2000 and 2010 (Continued)

Rank	SOC[a] Code and Occupation Title		Typical Education Requirements[b]	Employment 2000	Projected 2010	Change Number	Change Percent	2001 Average Wage Hourly	Annual	% of Poverty[c]
227	43-5031	Police, Fire, & Ambulance Dispatchers	Moderate-Term On-the-Job Training	ND	ND	ND	ND	$13.07	$27,190	148%
228	13-2072	Loan Officers	Bachelor's Degree	73	77	4	5.5%	$20.28	$42,180	229%
229	17-2199	Engineers, All Other	Bachelor's Degree	30	34	4	13.3%	$22.31	$46,400	252%
230	11-9032	Education Administrators, Elementary & Secondary School	Bachelor's Degree Plus Exp.	61	65	4	6.6%	NA	$57,670	313%
231	27-1024	Graphic Designers	Bachelor's Degree	ND	ND	ND	ND	$19.35	$40,250	219%
232	15-1051	Computer Systems Analysts	Bachelor's Degree	20	24	4	20.0%	$19.66	$40,900	222%
233	41-4011	Sales Reps., Whlsle. & Manufact., Tech. & Scientific Prod.	Moderate-Term On-the-Job Training	29	33	4	13.8%	$44.28	$92,110	501%
234	47-2151	Pipelayers	Moderate-Term On-the-Job Training	ND	ND	ND	ND	ND	ND	ND
235	13-1073	Training & Development Specialists	Bachelor's Degree	ND	ND	ND	ND	ND	ND	ND
236	21-1092	Probation Officers & Correctional Treatment Specialists	Bachelor's Degree	ND	ND	ND	ND	$11.77	$24,470	133%
237	47-2043	Floor Sanders & Finishers	Moderate-Term On-the-Job Training	ND	ND	ND	ND	ND	ND	ND
238	51-4122	Welding, Soldering, & Brazing Machine Setters, Oper., & Tenders	Moderate-Term On-the-Job Training	ND	ND	ND	ND	ND	ND	ND
239	47-2044	Tile & Marble Setters	Long-Term On-the-Job Training	ND	ND	ND	ND	ND	ND	ND
240	25-1194	Voc. Ed. Teachers, Postsecondary	Doctoral Degree	ND	ND	ND	ND	ND	ND	ND
241	43-5061	Production, Planning, & Expediting Clerks	Short-Term On-the-Job Training	23	27	4	17.4%	$12.61	$26,220	143%
242	41-3011	Advertising Sales Agents	Moderate-Term On-the-Job Training	38	42	4	10.5%	$13.10	$27,240	148%
243	21-9099	All Other Counselors, Social & Religious Workers	Bachelor's Degree	67	71	4	6.0%	$17.34	$36,070	196%
244	21-1014	Mental Health Counselors	Master's Degree	ND	ND	ND	ND	ND	ND	ND
245	15-1021	Computer Programmers	Bachelor's Degree	28	31	3	10.7%	$18.97	$39,470	215%
246	51-9111	Packaging & Filling Machine Operators & Tenders	Short-Term On-the-Job Training	78	81	3	3.8%	$10.72	$22,290	121%
247	47-2021	Brickmasons & Blockmasons	Long-Term On-the-Job Training	ND	ND	ND	ND	ND	ND	ND
248	47-2181	Roofers	Moderate-Term On-the-Job Training	15	18	3	20.0%	$12.99	$27,020	147%
249	15-1071	Network & Computer Systems Administrators	Bachelor's Degree	21	24	3	14.3%	$19.88	$41,350	225%
250	21-1091	Health Educators	Master's Degree	ND	ND	ND	ND	$14.64	$30,460	166%
251	45-2093	Farmworkers, Farm & Ranch Animals	Short-Term On-the-Job Training	45	48	3	6.7%	$7.60	$15,820	86%
252	11-9081	Lodging Managers	Exp. in a Related Occupation	28	31	3	10.7%	$9.80	$20,380	111%
253	21-1023	Mental Health & Substance Abuse Social Workers	Master's Degree	ND	ND	ND	ND	ND	ND	ND
254	25-4021	Librarians	Master's Degree	38	41	3	7.9%	$16.91	$35,180	191%
255	33-3012	Correctional Officers & Jailers	Moderate-Term On-the-Job Training	ND	ND	ND	ND	ND	ND	ND
256	45-2092	Farmworkers & Laborers, Crop, Nursery, & Greenhouse	Short-Term On-the-Job Training	ND	ND	ND	ND	$7.92	$16,480	90%
257	51-4034	Lathe & Turning Machine Tool Setters, Oper., & Tenders, Metal & Plastic	Moderate-Term On-the-Job Training	ND	ND	ND	ND	ND	ND	ND
258	49-2099	All Other Electrical & Electr. Equip. Mechanics, Install., & Repairers	Postsecondary Vocational Training	ND	ND	ND	ND	ND	ND	ND
259	11-2021	Marketing Managers	Bachelor's Degree Plus Exp.	16	19	3	18.8%	$20.24	$42,100	229%
260	25-3021	Self-Enrichment Education Teachers	Exp. in a Related Occupation	ND	ND	ND	ND	ND	ND	ND
261	43-4121	Library Assistants, Clerical	Short-Term On-the-Job Training	34	37	3	8.8%	$9.55	$19,870	108%
262	19-3031	Clinical, Counseling, & School Psychologists	Bachelor's Degree	21	24	3	14.3%	$27.99	$58,210	316%
263	17-3025	Environmental Engineering Technicians	Associate's Degree	ND	ND	ND	ND	ND	ND	ND

Table A.5: Long-Term Projected Occupational Growth in Wyoming's Northeast Region by Highest Net Growth, 2000 and 2010 (Continued)

Rank	SOC[a] Code and Occupation Title		Typical Education Requirements[b]	Employment 2000	Projected 2010	Change Number	Change Percent	2001 Average Wage Hourly	Annual	% of Poverty[c]
264	53-6099	Transportation Workers, All Other	Short-Term On-the-Job Training	144	146	2	1.4%	$14.55	$30,260	164%
265	47-3012	Helpers--Carpenters	Short-Term On-the-Job Training	ND	ND	ND	ND	$8.83	$18,360	100%
266	53-3011	Ambulance Drivers & Attend., Except Emrgncy. Med. Techs.	Moderate-Term On-the-Job Training	ND	ND	ND	ND	ND	ND	ND
267	33-9099	Protect. Serv. Workers, All Other	Short-Term On-the-Job Training	27	29	2	7.4%	$12.69	$26,390	143%
268	25-4010	Archivists, Curators, & Museum Technicians	Master's Degree	ND	ND	ND	ND	ND	ND	ND
269	43-4111	Interviewers, Except Eligibility & Loan	Short-Term On-the-Job Training	ND	ND	ND	ND	ND	ND	ND
270	49-9045	Refractory Materials Repairers, Except Brickmasons	Long-Term On-the-Job Training	ND	ND	ND	ND	ND	ND	ND
271	43-9022	Word Processors & Typists	Moderate-Term On-the-Job Training	11	13	2	18.2%	$11.47	$23,860	130%
272	49-3041	Farm Equip. Mechanics	Postsecondary Vocational Training	ND	ND	ND	ND	ND	ND	ND
273	19-2043	Hydrologists	Bachelor's Degree	ND	ND	ND	ND	ND	ND	ND
274	51-8031	Water & Liquid Waste Treatment Plant & System Operators	Long-Term On-the-Job Training	32	34	2	6.3%	$17.40	$36,190	197%
275	49-9044	Millwrights	Long-Term On-the-Job Training	11	13	2	18.2%	$17.33	$36,040	196%
276	33-1012	First-Line Sprvsrs./Mgrs. of Police & Detectives	Exp. in a Related Occupation	29	31	2	6.9%	$22.57	$46,950	255%
277	17-2071	Electrical Engineers	Bachelor's Degree	ND	ND	ND	ND	$36.90	$76,760	417%
278	47-2141	Painters, Construction & Maintenance	Moderate-Term On-the-Job Training	ND	ND	ND	ND	$12.02	$25,010	136%
279	29-1071	Physician Assistants	Bachelor's Degree	18	20	2	11.1%	$23.83	$49,560	269%
280	29-1065	Pediatricians, General	First Professional Degree	ND	ND	ND	ND	ND	ND	ND
281	47-3019	Helpers, Construction Trades, All Other	Short-Term On-the-Job Training	ND	ND	ND	ND	ND	ND	ND
282	25-1072	Nursing Instructors & Teachers, Postsecondary	Doctoral Degree	ND	ND	ND	ND	NA	$42,920	233%
283	31-9011	Massage Therapists	Postsecondary Vocational Training	ND	ND	ND	ND	ND	ND	ND
284	51-3021	Butchers & Meat Cutters	Long-Term On-the-Job Training	60	62	2	3.3%	$11.48	$23,880	130%
285	11-3021	Computer & Information Systems Managers	Bachelor's Degree Plus Exp.	26	28	2	7.7%	$19.28	$40,100	218%
286	51-8021	Stationary Engineers & Boiler Operators	Long-Term On-the-Job Training	ND	ND	ND	ND	ND	ND	ND
287	29-9199	Health Professionals & Technicians, All Other	Associate's Degree	ND	ND	ND	ND	ND	ND	ND
288	29-9091	Athletic Trainers	Bachelor's Degree	ND	ND	ND	ND	ND	ND	ND
289	51-9122	Painters, Trans. Equip.	Moderate-Term On-the-Job Training	ND	ND	ND	ND	ND	ND	ND
290	53-3031	Driver/Sales Workers	Short-Term On-the-Job Training	43	45	2	4.7%	$11.17	$23,230	126%
291	13-1071	Employment, Recruitment, & Placement Specialists	Bachelor's Degree	33	35	2	6.1%	$16.19	$33,680	183%
292	39-6011	Baggage Porters & Bellhops	Short-Term On-the-Job Training	ND	ND	ND	ND	ND	ND	ND
293	53-7021	Crane & Tower Operators	Moderate-Term On-the-Job Training	ND	ND	ND	ND	ND	ND	ND
294	51-9081	Dental Laboratory Technicians	Long-Term On-the-Job Training	14	16	2	14.3%	$11.50	$23,910	130%
295	17-2171	Petroleum Engineers	Bachelor's Degree	ND	ND	ND	ND	ND	ND	ND
296	51-4032	Drilling & Boring Machine Tool Setters, Oper., & Tenders, Metal & Plastic	Moderate-Term On-the-Job Training	ND	ND	ND	ND	ND	ND	ND
297	41-3041	Travel Agents	Postsecondary Vocational Training	ND	ND	ND	ND	ND	ND	ND
298	47-2171	Reinforcing Iron & Rebar Workers	Long-Term On-the-Job Training	ND	ND	ND	ND	ND	ND	ND
299	31-2011	Occupational Therapist Assistants	Associate's Degree	ND	ND	ND	ND	ND	ND	ND
300	27-3020	News Analysts, Reporters & Correspondents	Long-Term On-the-Job Training	ND	ND	ND	ND	ND	ND	ND
301	13-1023	Purchasing Agents, Except Wholesale, Retail, & Farm Prod.	Bachelor's Degree	21	23	2	9.5%	$16.67	$34,670	188%
302	49-2096	Electronic Equip. Installers & Repairers, Motor Vehicles	Postsecondary Vocational Training	ND	ND	ND	ND	ND	ND	ND

Table A.5: Long-Term Projected Occupational Growth in Wyoming's Northeast Region by Highest Net Growth, 2000 and 2010 (Continued)

Rank	SOC[a] Code and Occupation Title		Typical Education Requirements[b]	Employment 2000	Projected 2010	Change Number	Change Percent	2001 Average Wage Hourly	Annual	% of Poverty[c]
303	31-2021	Physical Therapist Assistants	Associate's Degree	13	15	2	15.4%	$16.41	$34,130	185%
304	35-3022	Counter Attend., Cafeteria, Food Concession, & Coffee Shop	Short-Term On-the-Job Training	59	61	2	3.4%	$6.78	$14,100	77%
305	47-2121	Glaziers	Long-Term On-the-Job Training	ND	ND	ND	ND	ND	ND	ND
306	43-9041	Insurance Claims & Policy Processing Clerks	Moderate-Term On-the-Job Training	ND	ND	ND	ND	$12.92	$26,870	146%
307	53-3041	Taxi Drivers & Chauffeurs	Short-Term On-the-Job Training	ND	ND	ND	ND	ND	ND	ND
308	17-3013	Mechanical Drafters	Postsecondary Vocational Training	ND	ND	ND	ND	ND	ND	ND
309	29-1041	Optometrists	First Professional Degree	ND	ND	ND	ND	ND	ND	ND
310	25-1011	Business Teachers, Postsecondary	Doctoral Degree	ND	ND	ND	ND	ND	ND	ND
311	47-4999	All Other Construction Trades & Related Workers	Moderate-Term On-the-Job Training	ND	ND	ND	ND	ND	ND	ND
312	43-4031	Court, Municipal, & License Clerks	Short-Term On-the-Job Training	25	26	1	4.0%	$14.96	$31,120	169%
313	29-1031	Dietitians & Nutritionists	Bachelor's Degree	13	14	1	7.7%	$22.19	$46,160	251%
314	25-2043	Special Ed. Teachers, Secondary School	Bachelor's Degree	23	24	1	4.3%	NA	$33,340	181%
315	39-3093	Locker Room, Coatroom, & Dressing Room Attendants	Short-Term On-the-Job Training	ND	ND	ND	ND	ND	ND	ND
316	49-3011	Aircraft Mechanics & Service Technicians	Postsecondary Vocational Training	ND	ND	ND	ND	ND	ND	ND
317	51-8093	Petroleum Pump System Oper., Refinery Oper., & Gaugers	Long-Term On-the-Job Training	16	17	1	6.3%	$19.45	$40,460	220%
318	15-1081	Network Systems & Data Communications Analysts	Bachelor's Degree	ND	ND	ND	ND	ND	ND	ND
319	29-1126	Respiratory Therapists	Associate's Degree	ND	ND	ND	ND	ND	ND	ND
320	31-9093	Medical Equip. Preparers	Short-Term On-the-Job Training	ND	ND	ND	ND	ND	ND	ND
321	53-7081	Refuse & Recyclable Material Collectors	Short-Term On-the-Job Training	40	41	1	2.5%	$12.86	$26,760	145%
322	27-2042	Musicians & Singers	Long-Term On-the-Job Training	ND	ND	ND	ND	ND	ND	ND
323	29-2081	Opticians, Dispensing	Long-Term On-the-Job Training	ND	ND	ND	ND	ND	ND	ND
324	25-9021	Farm & Home Management Advisors	Bachelor's Degree	22	23	1	4.5%	$16.60	$34,520	188%
325	39-3031	Ushers, Lobby Attendants, & Ticket Takers	Short-Term On-the-Job Training	ND	ND	ND	ND	ND	ND	ND
326	19-2042	Geoscientists, Except Hydrologists & Geographers	Bachelor's Degree	ND	ND	ND	ND	ND	ND	ND
327	25-9031	Instructional Coordinators	Master's Degree	16	17	1	6.3%	$23.80	$49,500	269%
328	51-5023	Printing Machine Operators	Moderate-Term On-the-Job Training	ND	ND	ND	ND	ND	ND	ND
329	51-6099	Textile, Apparel, & Furnishings Workers, All Other	Moderate-Term On-the-Job Training	ND	ND	ND	ND	ND	ND	ND
330	53-2011	Airline Pilots, Copilots, & Flight Engineers	Bachelor's Degree	ND	ND	ND	ND	ND	ND	ND
331	29-1199	Health Diagnosing & Treating Practitioners, All Other	First Professional Degree	ND	ND	ND	ND	ND	ND	ND
332	29-1067	Surgeons	First Professional Degree	ND	ND	ND	ND	ND	ND	ND
333	51-4033	Grinding, Lapping, Polishing, & Buffing Machine Tool Setters, Oper., & Tenders, Metal & Plastic	Moderate-Term On-the-Job Training	ND	ND	ND	ND	ND	ND	ND
334	29-1121	Audiologists	Master's Degree	ND	ND	ND	ND	ND	ND	ND
335	31-2022	Physical Therapist Aides	Short-Term On-the-Job Training	ND	ND	ND	ND	ND	ND	ND
336	51-4031	Cutting, Punching, & Press Machine Setters, Oper., & Tenders, Metal & Plastic	Moderate-Term On-the-Job Training	ND	ND	ND	ND	ND	ND	ND
337	51-9199	Production Workers, All Other	Moderate-Term On-the-Job Training	120	121	1	0.8%	$13.73	$28,570	155%
338	29-9010	Occupational Health & Safety Specialists & Technicians	Bachelor's Degree	14	15	1	7.1%	$28.29	$58,840	320%

Table A.5: Long-Term Projected Occupational Growth in Wyoming's Northeast Region by Highest Net Growth, 2000 and 2010 (Continued)

Rank	SOC[a] Code and Occupation Title		Typical Education Requirements[b]	Employment 2000	Projected 2010	Change Number	Change Percent	2001 Average Wage Hourly	Annual	% of Poverty[c]
339	45-1011	First-Line Sprvsrs./Mgrs. of Farm., Fishing, & Forestry Workers	Exp. in a Related Occupation	ND	ND	ND	ND	$18.65	$38,800	211%
340	17-2111	Health & Safety Engineers, Except Mining Safety Engrs. & Inspectors	Bachelor's Degree	ND	ND	ND	ND	ND	ND	ND
341	17-2112	Industrial Engineers	Bachelor's Degree	ND	ND	ND	ND	ND	ND	ND
342	23-1011	Lawyers	First Professional Degree	ND	ND	ND	ND	$25.57	$53,190	289%
343	47-4011	Construction & Building Inspectors	Exp. in a Related Occupation	14	15	1	7.1%	$18.79	$39,080	212%
344	27-4021	Photographers	Long-Term On-the-Job Training	ND	ND	ND	ND	ND	ND	ND
345	11-9121	Natural Sciences Managers	Bachelor's Degree Plus Exp.	ND	ND	ND	ND	$31.10	$64,680	352%
346	13-1041	Compliance Officers, Except Agriculture, Construction, Health & Safety, & Transportation	Long-Term On-the-Job Training	30	31	1	3.3%	$20.82	$43,310	235%
347	17-3099	All Other Drafters, Engineering, & Mapping Technicians	Associate's Degree	14	15	1	7.1%	$20.96	$43,600	237%
348	49-3051	Motorboat Mechanics	Long-Term On-the-Job Training	ND	ND	ND	ND	ND	ND	ND
349	21-1013	Marriage & Family Therapists	Master's Degree	ND	ND	ND	ND	ND	ND	ND
350	35-9099	Food Prep. & Serving Related Workers, All Other	Short-Term On-the-Job Training	ND	ND	ND	ND	ND	ND	ND
351	25-2012	Kndrgrtn. Teachers, Except Special Ed.	Bachelor's Degree	ND	ND	ND	ND	NA	$41,200	224%
352	25-2032	Voc. Ed. Teachers, Secondary School	Bachelor's Degree	ND	ND	ND	ND	ND	ND	ND
353	27-3031	Public Relations Specialists	Bachelor's Degree	14	15	1	7.1%	$19.97	$41,540	226%
354	13-2099	Financial Specialists, All Other	Bachelor's Degree	ND	ND	ND	ND	ND	ND	ND
355	19-3091	Anthropologists & Archeologists	Master's Degree	ND	ND	ND	ND	ND	ND	ND
356	43-5011	Cargo & Freight Agents	Moderate-Term On-the-Job Training	ND	ND	ND	ND	ND	ND	ND
357	27-2032	Choreographers	Exp. in a Related Occupation	ND	ND	ND	ND	ND	ND	ND
358	13-1111	Management Analysts	Bachelor's Degree Plus Exp.	6	7	1	16.7%	$23.82	$49,530	269%
359	53-2099	All Other Air Transportation Workers	Moderate-Term On-the-Job Training	ND	ND	ND	ND	ND	ND	ND
360	39-4021	Funeral Attendants	Short-Term On-the-Job Training	ND	ND	ND	ND	ND	ND	ND
361	51-5022	Prepress Technicians & Workers	Long-Term On-the-Job Training	ND	ND	ND	ND	ND	ND	ND
362	25-1191	Graduate Teaching Assistants	Doctoral Degree	ND	ND	ND	ND	ND	ND	ND
363	33-3031	Fish & Game Wardens	Long-Term On-the-Job Training	29	30	1	3.4%	$19.87	$41,320	225%
364	11-2011	Advertising & Promotions Managers	Bachelor's Degree Plus Exp.	13	14	1	7.7%	$14.16	$29,450	160%
365	27-3099	Media & Communication Workers, All Other	Long-Term On-the-Job Training	ND	ND	ND	ND	ND	ND	ND
366	51-7021	Furniture Finishers	Long-Term On-the-Job Training	ND	ND	ND	ND	ND	ND	ND
367	15-1031	Computer Software Engineers, Applications	Bachelor's Degree	ND	ND	ND	ND	ND	ND	ND
368	51-5021	Job Printers	Long-Term On-the-Job Training	ND	ND	ND	ND	ND	ND	ND
369	29-2053	Psychiatric Technicians	Postsecondary Vocational Training	ND	ND	ND	ND	ND	ND	ND
370	25-1123	English Language & Literature Teachers, Postsecondary	Doctoral Degree	ND	ND	ND	ND	ND	ND	ND
371	27-3041	Editors	Bachelor's Degree	ND	ND	ND	ND	ND	ND	ND
372	51-2021	Coil Winders, Tapers, & Finishers	Short-Term On-the-Job Training	ND	ND	ND	ND	ND	ND	ND
373	29-2032	Diagnostic Medical Sonographers	Associate's Degree	ND	ND	ND	ND	ND	ND	ND
374	29-2055	Surgical Technologists	Postsecondary Vocational Training	ND	ND	ND	ND	ND	ND	ND

Table A.5: Long-Term Projected Occupational Growth in Wyoming's Northeast Region by Highest Net Growth, 2000 and 2010 (Continued)

Rank	SOC[a] Code and Occupation Title		Typical Education Requirements[b]	Employment 2000	Projected 2010	Change Number	Change Percent	2001 Average Wage Hourly	Annual	% of Poverty[c]
375	23-1021	Administrative Law Judges, Adjudicators, & Hearing Officers	Bachelor's Degree Plus Exp.	ND	ND	ND	ND	$12.67	$26,350	143%
376	51-4011	Computer-Controlled Machine Tool Operators, Metal & Plastic	Long-Term On-the-Job Training	ND	ND	ND	ND	ND	ND	ND
377	43-9031	Desktop Publishers	Postsecondary Vocational Training	ND	ND	ND	ND	ND	ND	ND
378	25-1022	Mathematical Science Teachers, Postsecondary	Doctoral Degree	ND	ND	ND	ND	ND	ND	ND
379	29-2054	Respiratory Therapy Technicians	Postsecondary Vocational Training	ND	ND	ND	ND	ND	ND	ND
380	35-3041	Food Servers, Nonrestaurant	Short-Term On-the-Job Training	ND	ND	ND	ND	ND	ND	ND
381	33-2011	Fire Fighters	Long-Term On-the-Job Training	ND	ND	ND	ND	ND	ND	ND
382	25-2023	Voc. Ed. Teachers, Middle School	Bachelor's Degree	ND	ND	ND	ND	ND	ND	ND
383	47-2042	Floor Layers, Except Carpet, Wood, & Hard Tiles	Moderate-Term On-the-Job Training	ND	ND	ND	ND	ND	ND	ND
384	15-1032	Computer Software Engineers, Systems Software	Bachelor's Degree	ND	ND	ND	ND	ND	ND	ND
385	15-2031	Operations Research Analysts	Master's Degree	ND	ND	ND	ND	ND	ND	ND
386	51-6041	Shoe & Leather Workers & Repairers	Long-Term On-the-Job Training	ND	ND	ND	ND	ND	ND	ND
387	11-9061	Funeral Directors	Associate's Degree	ND	ND	ND	ND	ND	ND	ND
388	49-9011	Mech. Door Repairers	Moderate-Term On-the-Job Training	ND	ND	ND	ND	ND	ND	ND
389	39-9099	Personal Care & Service Workers, All Other	Short-Term On-the-Job Training	ND	ND	ND	ND	ND	ND	ND
390	29-1061	Anesthesiologists	First Professional Degree	ND	ND	ND	ND	ND	ND	ND
391	33-3021	Detectives & Criminal Investigators	Exp. in a Related Occupation	ND	ND	ND	ND	ND	ND	ND
392	23-2093	Title Examiners, Abstractors, & Searchers	Moderate-Term On-the-Job Training	25	26	1	4.0%	$14.59	$30,350	165%
393	27-1021	Commercial & Industrial Designers	Bachelor's Degree	ND	ND	ND	ND	ND	ND	ND
394	13-1072	Compensation, Benefits, & Job Analysis Specialists	Bachelor's Degree	ND	ND	ND	ND	ND	ND	ND
395	19-1099	Life Scientists, All Other	Bachelor's Degree	10	11	1	10.0%	$21.16	$44,000	239%
396	51-5011	Bindery Workers	Moderate-Term On-the-Job Training	ND	ND	ND	ND	ND	ND	ND
397	43-5052	Postal Service Mail Carriers	Short-Term On-the-Job Training	22	23	1	4.5%	$18.02	$37,480	204%
398	43-4141	New Accounts Clerks	Exp. in a Related Occupation	20	21	1	5.0%	$11.25	$23,390	127%
399	33-1021	First-Line Sprvsrs./Mgrs. of Fire Fighting & Prevention Workers	Exp. in a Related Occupation	ND	ND	ND	ND	ND	ND	ND
400	43-4131	Loan Interviewers & Clerks	Short-Term On-the-Job Training	ND	ND	ND	ND	ND	ND	ND
401	51-9041	Extruding, Forming, Pressing, & Compacting Machine Setters, Oper., & Tenders	Moderate-Term On-the-Job Training	ND	ND	ND	ND	ND	ND	ND
402	29-2051	Dietetic Technicians	Moderate-Term On-the-Job Training	ND	ND	ND	ND	ND	ND	ND
403	23-2092	Law Clerks	Bachelor's Degree	ND	ND	ND	ND	ND	ND	ND
404	19-1031	Conservation Scientists	Bachelor's Degree	28	29	1	3.6%	$23.07	$47,980	261%
405	51-9023	Mixing & Blending Machine Setters, Oper., & Tenders	Moderate-Term On-the-Job Training	ND	ND	ND	ND	ND	ND	ND
406	53-7121	Tank Car, Truck, & Ship Loaders	Moderate-Term On-the-Job Training	ND	ND	ND	ND	ND	ND	ND
407	13-2081	Tax Examiners, Collectors, & Revenue Agents	Bachelor's Degree	9	10	1	11.1%	$18.88	$39,260	213%
408	49-3099	All Other Vehicle & Mobile Equip. Mechanics, Install., & Repairers	Moderate-Term On-the-Job Training	ND	ND	ND	ND	ND	ND	ND
409	33-2021	Fire Inspectors & Investigators	Exp. in a Related Occupation	ND	ND	ND	ND	ND	ND	ND

Table A.5: Long-Term Projected Occupational Growth in Wyoming's Northeast Region by Highest Net Growth, 2000 and 2010 (Continued)

Rank	SOC[a] Code and Occupation Title		Typical Education Requirements[b]	Employment 2000	Projected 2010	Change Number	Change Percent	2001 Average Wage Hourly	Annual	% of Poverty[c]
410	43-4041	Credit Authorizers, Checkers, & Clerks	Short-Term On-the-Job Training	ND	ND	ND	ND	ND	ND	ND
411	43-9111	Statistical Assistants	Moderate-Term On-the-Job Training	ND	ND	ND	ND	ND	ND	ND
412	27-3043	Writers & Authors	Bachelor's Degree	ND	ND	ND	ND	ND	ND	ND
413	27-1023	Floral Designers	Moderate-Term On-the-Job Training	51	51	0	0.0%	$7.31	$15,210	83%
414	13-1061	Emergency Management Specialists	Exp. in a Related Occupation	ND	ND	ND	ND	ND	ND	ND
415	17-2131	Materials Engineers	Bachelor's Degree	ND	ND	ND	ND	ND	ND	ND
416	51-9194	Etchers & Engravers	Long-Term On-the-Job Training	ND	ND	ND	ND	ND	ND	ND
417	51-4035	Milling & Planing Machine Setters, Oper., & Tenders, Metal & Plastic	Moderate-Term On-the-Job Training	ND	ND	ND	ND	ND	ND	ND
418	51-9022	Grinding & Polishing Workers, Hand	Moderate-Term On-the-Job Training	ND	ND	ND	ND	ND	ND	ND
419	11-9033	Education Administrators, Postsecondary	Bachelor's Degree Plus Exp.	ND	ND	ND	ND	ND	ND	ND
420	29-2033	Nuclear Medicine Technologists	Associate's Degree	ND	ND	ND	ND	ND	ND	ND
421	49-2097	Elec. Home Entertainment Equip. Installers & Repairers	Postsecondary Vocational Training	ND	ND	ND	ND	ND	ND	ND
422	27-2012	Producers & Directors	Bachelor's Degree Plus Exp.	ND	ND	ND	ND	ND	ND	ND
423	29-1124	Radiation Therapists	Associate's Degree	ND	ND	ND	ND	ND	ND	ND
424	43-4061	Eligibility Interviewers, Government Programs	Moderate-Term On-the-Job Training	ND	ND	ND	ND	ND	ND	ND
425	43-5199	All Other Material Recording, Scheduling, Dispatching, & Distributing Workers	Short-Term On-the-Job Training	ND	ND	ND	ND	ND	ND	ND
426	19-4093	Forest & Conservation Technicians	Associate's Degree	13	13	0	0.0%	$13.59	$28,280	154%
427	21-2011	Clergy	First Professional Degree	ND	ND	ND	ND	ND	ND	ND
428	25-1122	Communications Teachers, Postsecondary	Doctoral Degree	ND	ND	ND	ND	ND	ND	ND
429	43-4021	Correspondence Clerks	Short-Term On-the-Job Training	ND	ND	ND	ND	ND	ND	ND
430	53-7111	Shuttle Car Operators	Short-Term On-the-Job Training	ND	ND	ND	ND	ND	ND	ND
431	43-9081	Proofreaders & Copy Markers	Short-Term On-the-Job Training	ND	ND	ND	ND	ND	ND	ND
432	13-2031	Budget Analysts	Bachelor's Degree	ND	ND	ND	ND	ND	ND	ND
433	49-3052	Motorcycle Mechanics	Long-Term On-the-Job Training	ND	ND	ND	ND	ND	ND	ND
434	27-4099	Media & Communication Equip. Workers, All Other	Moderate-Term On-the-Job Training	ND	ND	ND	ND	ND	ND	ND
435	51-4193	Plating & Coating Machine Setters, Oper., & Tenders, Metal & Plastic	Moderate-Term On-the-Job Training	ND	ND	ND	ND	ND	ND	ND
436	33-9021	Private Detectives & Investigators	Exp. in a Related Occupation	ND	ND	ND	ND	ND	ND	ND
437	13-1011	Agents & Business Managers of Artists, Performers, & Athletes	Bachelor's Degree Plus Exp.	ND	ND	ND	ND	ND	ND	ND
438	27-4014	Sound Engineering Technicians	Postsecondary Vocational Training	ND	ND	ND	ND	ND	ND	ND
439	25-1041	Agricultural Sciences Teachers, Postsecondary	Doctoral Degree	ND	ND	ND	ND	ND	ND	ND
440	25-1125	History Teachers, Postsecondary	Doctoral Degree	ND	ND	ND	ND	ND	ND	ND
441	11-9131	Postmasters & Mail Superintendents	Exp. in a Related Occupation	10	10	0	0.0%	$19.00	$39,520	215%
442	47-2081	Drywall & Ceiling Tile Installers	Moderate-Term On-the-Job Training	ND	ND	ND	ND	ND	ND	ND
443	53-2012	Commercial Pilots	Postsecondary Vocational Training	ND	ND	ND	ND	ND	ND	ND
444	33-9011	Animal Control Workers	Moderate-Term On-the-Job Training	ND	ND	ND	ND	ND	ND	ND
445	13-2082	Tax Preparers	Moderate-Term On-the-Job Training	ND	ND	ND	ND	ND	ND	ND

Table A.5: Long-Term Projected Occupational Growth in Wyoming's Northeast Region by Highest Net Growth, 2000 and 2010 (Continued)

Rank	SOC[a] Code and Occupation Title		Typical Education Requirements[b]	Employment 2000	Projected 2010	Change Number	Change Percent	2001 Average Wage Hourly	Annual	% of Poverty[c]
446	39-3021	Motion Picture Projectionists	Short-Term On-the-Job Training	ND	ND	ND	ND	ND	ND	ND
447	49-9062	Medical Equip. Repairers	Moderate-Term On-the-Job Training	ND	ND	ND	ND	ND	ND	ND
448	33-2022	Forest Fire Inspectors & Prevention Specialists	Exp. in a Related Occupation	ND	ND	ND	ND	ND	ND	ND
449	53-7041	Hoist & Winch Operators	Moderate-Term On-the-Job Training	ND	ND	ND	ND	ND	ND	ND
450	49-2094	Electrical & Electronics Repairers, Comm. & Industrl. Equip.	Postsecondary Vocational Training	ND	ND	ND	ND	ND	ND	ND
451	47-2082	Tapers	Moderate-Term On-the-Job Training	ND	ND	ND	ND	ND	ND	ND
452	25-1051	Atmospheric, Earth, Marine, & Space Sciences Teachers, Postsecondary	Doctoral Degree	ND	ND	ND	ND	ND	ND	ND
453	25-1066	Psychology Teachers, Postsecondary	Doctoral Degree	ND	ND	ND	ND	ND	ND	ND
454	47-3016	Helpers--Roofers	Short-Term On-the-Job Training	ND	ND	ND	ND	ND	ND	ND
455	49-3091	Bicycle Repairers	Moderate-Term On-the-Job Training	ND	ND	ND	ND	ND	ND	ND
456	43-5051	Postal Service Clerks	Short-Term On-the-Job Training	8	8	0	0.0%	$17.55	$36,510	198%
457	51-6052	Tailors, Dressmakers, & Custom Sewers	Exp. in a Related Occupation	ND	ND	ND	ND	ND	ND	ND
458	25-9199	Library, Museum, Training, & Other Ed. Workers, All Other	Bachelor's Degree	ND	ND	ND	ND	ND	ND	ND
459	29-2031	Cardiovascular Technologists & Technicians	Associate's Degree	ND	ND	ND	ND	ND	ND	ND
460	43-5053	Postal Service Mail Sorters, Processors, & Processing Machine Operators	Short-Term On-the-Job Training	7	7	0	0.0%	$9.75	$20,270	110%
461	45-4011	Forest & Conservation Workers	Moderate-Term On-the-Job Training	ND	ND	ND	ND	ND	ND	ND
462	51-9071	Jewelers & Precious Stone & Metal Workers	Postsecondary Vocational Training	ND	ND	ND	ND	ND	ND	ND
463	19-3099	Social Scientists & Related Workers, All Other	Master's Degree	ND	ND	ND	ND	ND	ND	ND
464	19-1010	Agricultural & Food Scientists	Bachelor's Degree	ND	ND	ND	ND	ND	ND	ND
465	47-2130	Insulation Workers	Moderate-Term On-the-Job Training	ND	ND	ND	ND	ND	ND	ND
466	25-1021	Computer Science Teachers, Postsecondary	Doctoral Degree	ND	ND	ND	ND	ND	ND	ND
467	25-1042	Biological Science Teachers, Postsecondary	Doctoral Degree	ND	ND	ND	ND	ND	ND	ND
468	25-1043	Forestry & Conservation Science Teachers, Postsecondary	Doctoral Degree	ND	ND	ND	ND	ND	ND	ND
469	25-1121	Art, Drama, & Music Teachers, Postsecondary	Doctoral Degree	ND	ND	ND	ND	ND	ND	ND
470	25-1124	Foreign Language & Literature Teachers, Postsecondary	Doctoral Degree	ND	ND	ND	ND	ND	ND	ND
471	25-1126	Philosophy & Religion Teachers, Postsecondary	Doctoral Degree	ND	ND	ND	ND	ND	ND	ND
472	25-1192	Home Economics Teachers, Postsecondary	Doctoral Degree	ND	ND	ND	ND	ND	ND	ND
473	25-1193	Recreation & Fitness Studies Teachers, Postsecondary	Doctoral Degree	ND	ND	ND	ND	ND	ND	ND
474	41-9011	Demonstrators & Product Promoters	Moderate-Term On-the-Job Training	ND	ND	ND	ND	ND	ND	ND
475	19-4041	Geological & Petroleum Technicians	Associate's Degree	ND	ND	ND	ND	ND	ND	ND
476	51-9195	Molders, Shapers, & Casters, Except Metal & Plastic	Moderate-Term On-the-Job Training	ND	ND	ND	ND	ND	ND	ND
477	19-4092	Forensic Science Technicians	Associate's Degree	ND	ND	ND	ND	ND	ND	ND
478	17-2141	Mechanical Engineers	Bachelor's Degree	ND	ND	ND	ND	ND	ND	ND
479	15-1061	Database Administrators	Bachelor's Degree	ND	ND	ND	ND	ND	ND	ND
480	23-2011	Paralegals & Legal Assistants	Associate's Degree	ND	ND	ND	ND	ND	ND	ND
481	19-1023	Zoologists & Wildlife Biologists	Doctoral Degree	ND	ND	ND	ND	ND	ND	ND
482	39-4011	Embalmers	Postsecondary Vocational Training	ND	ND	ND	ND	ND	ND	ND

Table A.5: Long-Term Projected Occupational Growth in Wyoming's Northeast Region by Highest Net Growth, 2000 and 2010 (Continued)

Rank	SOC[a] Code and Occupation Title		Typical Education Requirements[b]	Employment 2000	Projected 2010	Change Number	Change Percent	2001 Average Wage Hourly	Annual	% of Poverty[c]
483	25-1032	Engineering Teachers, Postsecondary	Doctoral Degree	ND	ND	ND	ND	ND	ND	ND
484	25-1053	Environmental Science Teachers, Postsecondary	Doctoral Degree	ND	ND	ND	ND	ND	ND	ND
485	25-1064	Geography Teachers, Postsecondary	Doctoral Degree	ND	ND	ND	ND	ND	ND	ND
486	25-1067	Sociology Teachers, Postsecondary	Doctoral Degree	ND	ND	ND	ND	ND	ND	ND
487	25-1113	Social Work Teachers, Postsecondary	Doctoral Degree	ND	ND	ND	ND	ND	ND	ND
488	17-1011	Architects, Except Landscape & Naval	Bachelor's Degree	ND	ND	ND	ND	ND	ND	ND
489	19-4021	Biological Technicians	Associate's Degree	ND	ND	ND	ND	ND	ND	ND
490	13-2061	Financial Examiners	Bachelor's Degree	ND	ND	ND	ND	ND	ND	ND
491	19-3051	Urban & Regional Planners	Master's Degree	ND	ND	ND	ND	ND	ND	ND
492	33-3011	Bailiffs	Moderate-Term On-the-Job Training	ND	ND	ND	ND	ND	ND	ND
493	33-3041	Parking Enforcement Workers	Short-Term On-the-Job Training	ND	ND	ND	ND	ND	ND	ND
494	43-9051	Mail Clerks & Mail Machine Operators, Except Postal Serv.	Short-Term On-the-Job Training	6	6	0	0.0%	$12.20	$25,390	138%
495	13-2051	Financial Analysts	Bachelor's Degree	ND	ND	ND	ND	ND	ND	ND
496	13-2052	Personal Financial Advisors	Bachelor's Degree	ND	ND	ND	ND	ND	ND	ND
497	49-9052	Telecommunications Line Installers & Repairers	Long-Term On-the-Job Training	15	15	0	0.0%	$34.69	$72,150	392%
498	19-3093	Historians	Master's Degree	ND	ND	ND	ND	ND	ND	ND
499	13-2041	Credit Analysts	Bachelor's Degree	ND	ND	ND	ND	ND	ND	ND
500	29-1125	Recreational Therapists	Bachelor's Degree	ND	ND	ND	ND	ND	ND	ND
501	33-1011	First-Line Sprvsrs./Mgrs. of Correctional Officers	Exp. in a Related Occupation	ND	ND	ND	ND	ND	ND	ND
502	17-1012	Landscape Architects	Bachelor's Degree	ND	ND	ND	ND	ND	ND	ND
503	17-2021	Agricultural Engineers	Bachelor's Degree	ND	ND	ND	ND	ND	ND	ND
504	19-2099	Physical Scientists, All Other	Bachelor's Degree	ND	ND	ND	ND	ND	ND	ND
505	49-9069	Precision Instrument & Equip. Repairers, All Other	Long-Term On-the-Job Training	ND	ND	ND	ND	ND	ND	ND
506	27-4012	Broadcast Technicians	Postsecondary Vocational Training	ND	ND	ND	ND	ND	ND	ND
507	51-8012	Power Distributors & Dispatchers	Long-Term On-the-Job Training	ND	ND	ND	ND	ND	ND	ND
508	13-1032	Insurance Appraisers, Auto Damage	Long-Term On-the-Job Training	ND	ND	ND	ND	ND	ND	ND
509	13-2053	Insurance Underwriters	Bachelor's Degree	ND	ND	ND	ND	ND	ND	ND
510	13-1031	Claims Adjusters, Examiners, & Investigators	Long-Term On-the-Job Training	ND	ND	ND	ND	ND	ND	ND
511	13-1021	Purchasing Agents & Buyers, Farm Prod.	Exp. in a Related Occupation	ND	ND	ND	ND	ND	ND	ND
512	43-3061	Procurement Clerks	Short-Term On-the-Job Training	ND	ND	ND	ND	ND	ND	ND
513	17-3027	Mechanical Engineering Technicians	Associate's Degree	ND	ND	ND	ND	ND	ND	ND
514	45-9099	Farm., Fishing, & Forestry Workers, All Other	Moderate-Term On-the-Job Training	ND	ND	ND	ND	ND	ND	ND
515	49-9091	Coin, Vending, & Amusement Machine Servicers & Repairers	Moderate-Term On-the-Job Training	ND	ND	ND	ND	ND	ND	ND
516	31-9095	Pharmacy Aides	Short-Term On-the-Job Training	ND	ND	ND	ND	ND	ND	ND
517	11-9011	Farm, Ranch, & Other Agricultural Managers	Bachelor's Degree Plus Exp.	ND	ND	ND	ND	ND	ND	ND
518	43-5041	Meter Readers, Utilities	Short-Term On-the-Job Training	17	17	0	0.0%	$17.52	$36,450	198%
519	51-8013	Power Plant Operators	Long-Term On-the-Job Training	ND	ND	ND	ND	ND	ND	ND
520	49-2095	Electrical & Electronics Repairers, Powerhouse, Substation, & Relay	Postsecondary Vocational Training	11	11	0	0.0%	$23.32	$48,510	264%

Table A.5: Long-Term Projected Occupational Growth in Wyoming's Northeast Region by Highest Net Growth, 2000 and 2010 (Continued)

Rank	SOC[a] Code and Occupation Title		Typical Education Requirements[b]	Employment 2000	Projected 2010	Change Number	Change Percent	2001 Average Wage Hourly	Annual	% of Poverty[c]
521	51-4194	Tool Grinders, Filers, & Sharpeners	Moderate-Term On-the-Job Training	ND	ND	ND	ND	ND	ND	ND
522	41-9022	Real Estate Sales Agents	Postsecondary Vocational Training	15	14	-1	-6.7%	$13.75	$28,590	155%
523	43-4011	Brokerage Clerks	Moderate-Term On-the-Job Training	ND	ND	ND	ND	ND	ND	ND
524	13-2021	Appraisers & Assessors of Real Estate	Postsecondary Vocational Training	ND	ND	ND	ND	$19.73	$41,040	223%
525	51-4199	Metal Workers & Plastic Workers, All Other	Moderate-Term On-the-Job Training	ND	ND	ND	ND	ND	ND	ND
526	19-1032	Foresters	Bachelor's Degree	12	11	-1	-8.3%	$22.32	$46,430	252%
527	43-5111	Weighers, Measurers, Checkers, & Samplers, Recordkeeping	Short-Term On-the-Job Training	ND	ND	ND	ND	$10.62	$22,090	120%
528	51-3092	Food Batchmakers	Short-Term On-the-Job Training	ND	ND	ND	ND	ND	ND	ND
529	53-7063	Machine Feeders & Offbearers	Short-Term On-the-Job Training	ND	ND	ND	ND	ND	ND	ND
530	47-5042	Mine Cutting & Channeling Machine Operators	Moderate-Term On-the-Job Training	ND	ND	ND	ND	ND	ND	ND
531	47-5041	Continuous Mining Machine Operators	Moderate-Term On-the-Job Training	ND	ND	ND	ND	ND	ND	ND
532	43-6012	Legal Secretaries	Postsecondary Vocational Training	95	93	-2	-2.1%	$10.56	$21,970	119%
533	53-7033	Loading Machine Operators, Underground Mining	Moderate-Term On-the-Job Training	ND	ND	ND	ND	ND	ND	ND
534	41-3031	Securities, Commodities, & Financial Services Sales Agents	Bachelor's Degree	25	23	-2	-8.0%	$43.25	$89,960	489%
535	45-4021	Fallers	Moderate-Term On-the-Job Training	ND	ND	ND	ND	ND	ND	ND
536	41-1012	First-Line Sprvsrs./Mgrs. of Non-Retail Sales Workers	Exp. in a Related Occupation	55	53	-2	-3.6%	$16.87	$35,090	191%
537	51-3011	Bakers	Long-Term On-the-Job Training	58	55	-3	-5.2%	$7.38	$15,360	83%
538	11-9141	Property, Real Estate, & Community Association Managers	Bachelor's Degree	ND	ND	ND	ND	$13.73	$28,570	155%
539	51-3023	Slaughterers & Meat Packers	Moderate-Term On-the-Job Training	ND	ND	ND	ND	ND	ND	ND
540	45-2091	Agricultural Equip. Operators	Short-Term On-the-Job Training	ND	ND	ND	ND	ND	ND	ND
541	53-7064	Packers & Packagers, Hand	Short-Term On-the-Job Training	165	160	-5	-3.0%	$6.97	$14,500	79%
542	51-7042	Woodworking Machine Setters, Oper., & Tenders, Except Sawing	Moderate-Term On-the-Job Training	ND	ND	ND	ND	ND	ND	ND
543	51-9051	Furnace, Kiln, Oven, Drier, & Kettle Operators & Tenders	Moderate-Term On-the-Job Training	ND	ND	ND	ND	$20.52	$42,680	232%
544	45-4022	Logging Equip. Operators	Moderate-Term On-the-Job Training	ND	ND	ND	ND	$15.77	$32,800	178%
545	45-2041	Graders & Sorters, Agricultural Products	Exp. in a Related Occupation	ND	ND	ND	ND	ND	ND	ND
546	51-7041	Sawing Machine Setters, Oper., & Tenders, Wood	Moderate-Term On-the-Job Training	50	39	-11	-22.0%	$14.66	$30,500	166%
		Total		**35,686**	**42,117**	**6,431**	**18.0%**	**$14.34**	**$30,999**	**168%**

[a]Standard Occupational Classification.
[b]As determined by the U.S. Department of Labor, Bureau of Labor Statistics.
[c]Based on $18,400 annually for a family of four (100% of the 2003 federal poverty guideline).
NA - No hourly wage available; annual only.
ND - Not disclosable due to confidentiality of information.

Table A.6: Long-Term Projected Occupational Growth in Wyoming's Northeast Region by Occupational Title, 2000 and 2010

SOC[a] Code and Occupation Title		Typical Education Requirements[b]	Employment 2000	Projected 2010	Change Number	Change Percent	2001 Average Wage Hourly	Annual	% of Poverty[c]
13-2011	Accountants & Auditors	Bachelor's Degree	101	130	29	28.7%	$25.08	$52,180	284%
23-1021	Administrative Law Judges, Adjudicators, & Hearing Officers	Bachelor's Degree Plus Exp.	ND	ND	ND	ND	$12.67	$26,350	143%
11-3011	Administrative Services Managers	Bachelor's Degree Plus Exp.	79	89	10	12.7%	$19.98	$41,570	226%
11-2011	Advertising & Promotions Managers	Bachelor's Degree Plus Exp.	13	14	1	7.7%	$14.16	$29,450	160%
41-3011	Advertising Sales Agents	Moderate-Term On-the-Job Training	38	42	4	10.5%	$13.10	$27,240	148%
13-1011	Agents & Business Managers of Artists, Performers, & Athletes	Bachelor's Degree Plus Exp.	ND	ND	ND	ND	ND	ND	ND
19-1010	Agricultural & Food Scientists	Bachelor's Degree	ND	ND	ND	ND	ND	ND	ND
17-2021	Agricultural Engineers	Bachelor's Degree	ND	ND	ND	ND	ND	ND	ND
45-2091	Agricultural Equip. Operators	Short-Term On-the-Job Training	ND	ND	ND	ND	ND	ND	ND
25-1041	Agricultural Sciences Teachers, Postsecondary	Doctoral Degree	ND	ND	ND	ND	ND	ND	ND
49-3011	Aircraft Mechanics & Service Technicians	Postsecondary Vocational Training	ND	ND	ND	ND	ND	ND	ND
53-2011	Airline Pilots, Copilots, & Flight Engineers	Bachelor's Degree	ND	ND	ND	ND	ND	ND	ND
53-2099	All Other Air Transportation Workers	Moderate-Term On-the-Job Training	ND	ND	ND	ND	ND	ND	ND
37-9099	All Other Bldg. & Grounds Cleaning & Mainten. Workers	Short-Term On-the-Job Training	ND	ND	ND	ND	$6.21	$12,910	70%
47-4999	All Other Construction Trades & Related Workers	Moderate-Term On-the-Job Training	ND	ND	ND	ND	ND	ND	ND
21-9099	All Other Counselors, Social & Religious Workers	Bachelor's Degree	67	71	4	6.0%	$17.34	$36,070	196%
17-3099	All Other Drafters, Engineering, & Mapping Technicians	Associate's Degree	14	15	1	7.1%	$20.96	$43,600	237%
49-2099	All Other Electrical & Electr. Equip. Mechanics, Install., & Repairers	Postsecondary Vocational Training	ND	ND	ND	ND	ND	ND	ND
43-4999	All Other Financial, Information, & Record Clerks	Short-Term On-the-Job Training	79	92	13	16.5%	$12.43	$25,860	141%
43-5199	All Other Material Recording, Scheduling, Dispatching, & Distributing Workers	Short-Term On-the-Job Training	ND	ND	ND	ND	ND	ND	ND
43-9999	All Other Secretaries, Admin. Asst., & Other Office Supp. Workers	Short-Term On-the-Job Training	ND	ND	ND	ND	$9.96	$20,720	113%
25-3999	All Other Teachers, Primary, Secondary, & Adult	Bachelor's Degree	ND	ND	ND	ND	NA	$32,160	175%
49-3099	All Other Vehicle & Mobile Equip. Mechanics, Install., & Repairers	Moderate-Term On-the-Job Training	ND	ND	ND	ND	ND	ND	ND
53-3011	Ambulance Drivers & Attend., Except Emrgncy. Med. Techs.	Moderate-Term On-the-Job Training	ND	ND	ND	ND	ND	ND	ND
39-3091	Amusement & Recreation Attendants	Short-Term On-the-Job Training	ND	ND	ND	ND	ND	ND	ND
29-1061	Anesthesiologists	First Professional Degree	ND	ND	ND	ND	ND	ND	ND
33-9011	Animal Control Workers	Moderate-Term On-the-Job Training	ND	ND	ND	ND	ND	ND	ND
27-3010	Announcers	Long-Term On-the-Job Training	41	47	6	14.6%	$12.37	$25,730	140%
19-3091	Anthropologists & Archeologists	Master's Degree	ND	ND	ND	ND	ND	ND	ND
13-2021	Appraisers & Assessors of Real Estate	Postsecondary Vocational Training	ND	ND	ND	ND	$19.73	$41,040	223%
17-1011	Architects, Except Landscape & Naval	Bachelor's Degree	ND	ND	ND	ND	ND	ND	ND
17-3011	Architectural & Civil Drafters	Postsecondary Vocational Training	ND	ND	ND	ND	$13.89	$28,890	157%
25-4010	Archivists, Curators, & Museum Technicians	Master's Degree	ND	ND	ND	ND	ND	ND	ND
25-1121	Art, Drama, & Music Teachers, Postsecondary	Doctoral Degree	ND	ND	ND	ND	ND	ND	ND
51-2099	Assemblers & Fabricators, All Other	Moderate-Term On-the-Job Training	27	34	7	25.9%	$10.35	$21,530	117%
29-9091	Athletic Trainers	Bachelor's Degree	ND	ND	ND	ND	ND	ND	ND

Table A.6: Long-Term Projected Occupational Growth in Wyoming's Northeast Region by Occupational Title, 2000 and 2010 (Continued)

SOC[a] Code and Occupation Title		Typical Education Requirements[b]	Employment 2000	Projected 2010	Change Number	Change Percent	2001 Average Wage Hourly	Annual	% of Poverty[c]
19-2021	Atmospheric & Space Scientists	Bachelor's Degree	ND	ND	ND	ND	ND	ND	ND
25-1051	Atmospheric, Earth, Marine, & Space Sciences Teachers, Postsecondary	Doctoral Degree	ND	ND	ND	ND	ND	ND	ND
29-1121	Audiologists	Master's Degree	ND	ND	ND	ND	ND	ND	ND
49-3021	Automotive Body & Related Repairers	Long-Term On-the-Job Training	ND	ND	ND	ND	$14.83	$30,840	168%
49-3023	Automotive Service Technicians & Mechanics	Postsecondary Vocational Training	252	318	66	26.2%	$13.57	$28,220	153%
39-6011	Baggage Porters & Bellhops	Short-Term On-the-Job Training	ND	ND	ND	ND	ND	ND	ND
33-3011	Bailiffs	Moderate-Term On-the-Job Training	ND	ND	ND	ND	ND	ND	ND
51-3011	Bakers	Long-Term On-the-Job Training	58	55	-3	-5.2%	$7.38	$15,360	83%
35-3011	Bartenders	Short-Term On-the-Job Training	172	187	15	8.7%	$7.03	$14,630	80%
49-3091	Bicycle Repairers	Moderate-Term On-the-Job Training	ND	ND	ND	ND	ND	ND	ND
43-3011	Bill & Account Collectors	Short-Term On-the-Job Training	35	43	8	22.9%	$11.57	$24,060	131%
43-3021	Billing & Posting Clerks & Machine Operators	Short-Term On-the-Job Training	91	111	20	22.0%	$11.61	$24,150	131%
51-5011	Bindery Workers	Moderate-Term On-the-Job Training	ND	ND	ND	ND	ND	ND	ND
25-1042	Biological Science Teachers, Postsecondary	Doctoral Degree	ND	ND	ND	ND	ND	ND	ND
19-4021	Biological Technicians	Associate's Degree	ND	ND	ND	ND	ND	ND	ND
43-3031	Bookkeeping, Accounting, & Auditing Clerks	Moderate-Term On-the-Job Training	732	897	165	22.5%	$10.16	$21,140	115%
47-2021	Brickmasons & Blockmasons	Long-Term On-the-Job Training	ND	ND	ND	ND	ND	ND	ND
27-4012	Broadcast Technicians	Postsecondary Vocational Training	ND	ND	ND	ND	ND	ND	ND
43-4011	Brokerage Clerks	Moderate-Term On-the-Job Training	ND	ND	ND	ND	ND	ND	ND
13-2031	Budget Analysts	Bachelor's Degree	ND	ND	ND	ND	ND	ND	ND
49-3031	Bus & Truck Mechanics & Diesel Engine Specialists	Postsecondary Vocational Training	149	185	36	24.2%	$15.65	$32,550	177%
53-3022	Bus Drivers, School	Short-Term On-the-Job Training	106	129	23	21.7%	$8.90	$18,510	101%
53-3021	Bus Drivers, Transit & Intercity	Moderate-Term On-the-Job Training	ND	ND	ND	ND	ND	ND	ND
13-1199	Business Operations Specialists, All Other	Bachelor's Degree	ND	ND	ND	ND	$23.89	$49,690	270%
25-1011	Business Teachers, Postsecondary	Doctoral Degree	ND	ND	ND	ND	ND	ND	ND
51-3021	Butchers & Meat Cutters	Long-Term On-the-Job Training	60	62	2	3.3%	$11.48	$23,880	130%
29-2031	Cardiovascular Technologists & Technicians	Associate's Degree	ND	ND	ND	ND	ND	ND	ND
43-5011	Cargo & Freight Agents	Moderate-Term On-the-Job Training	ND	ND	ND	ND	ND	ND	ND
47-2031	Carpenters	Long-Term On-the-Job Training	193	214	21	10.9%	$14.11	$29,350	160%
41-2011	Cashiers	Short-Term On-the-Job Training	726	817	91	12.5%	$7.11	$14,790	80%
47-2051	Cement Masons & Concrete Finishers	Long-Term On-the-Job Training	151	186	35	23.2%	$13.35	$27,760	151%
35-1011	Chefs & Head Cooks	Postsecondary Vocational Training	ND	ND	ND	ND	$10.20	$21,210	115%
19-4031	Chemical Technicians	Associate's Degree	ND	ND	ND	ND	$14.74	$30,660	167%
19-2031	Chemists	Bachelor's Degree	ND	ND	ND	ND	ND	ND	ND
11-1011	Chief Executives	Bachelor's Degree Plus Exp.	74	84	10	13.5%	$29.44	$61,240	333%
39-9011	Child Care Workers	Short-Term On-the-Job Training	292	433	141	48.3%	$7.37	$15,330	83%
21-1021	Child, Family, & School Social Workers	Bachelor's Degree	10	14	4	40.0%	$13.46	$27,990	152%
27-2032	Choreographers	Exp. in a Related Occupation	ND	ND	ND	ND	ND	ND	ND
17-3022	Civil Engineering Technicians	Associate's Degree	ND	ND	ND	ND	$16.57	$34,460	187%

Table A.6: Long-Term Projected Occupational Growth in Wyoming's Northeast Region by Occupational Title, 2000 and 2010 (Continued)

SOC[a] Code and Occupation Title		Typical Education Requirements[b]	Employment 2000	Projected 2010	Change Number	Change Percent	2001 Average Wage Hourly	Annual	% of Poverty[c]
17-2051	Civil Engineers	Bachelor's Degree	97	147	50	51.5%	$22.12	$46,010	250%
13-1031	Claims Adjusters, Examiners, & Investigators	Long-Term On-the-Job Training	ND	ND	ND	ND	ND	ND	ND
53-7061	Cleaners of Vehicles & Equip.	Short-Term On-the-Job Training	51	91	40	78.4%	$9.38	$19,500	106%
21-2011	Clergy	First Professional Degree	ND	ND	ND	ND	ND	ND	ND
19-3031	Clinical, Counseling, & School Psychologists	Bachelor's Degree	21	24	3	14.3%	$27.99	$58,210	316%
27-2022	Coaches & Scouts	Long-Term On-the-Job Training	ND	ND	ND	ND	ND	ND	ND
51-2021	Coil Winders, Tapers, & Finishers	Short-Term On-the-Job Training	ND	ND	ND	ND	ND	ND	ND
49-9091	Coin, Vending, & Amusement Machine Servicers & Repairers	Moderate-Term On-the-Job Training	ND	ND	ND	ND	ND	ND	ND
35-3021	Combined Food Prep. & Serving Workers, Incl. Fast Food	Short-Term On-the-Job Training	ND	ND	ND	ND	$6.21	$12,910	70%
27-1021	Commercial & Industrial Designers	Bachelor's Degree	ND	ND	ND	ND	ND	ND	ND
53-2012	Commercial Pilots	Postsecondary Vocational Training	ND	ND	ND	ND	ND	ND	ND
25-1122	Communications Teachers, Postsecondary	Doctoral Degree	ND	ND	ND	ND	ND	ND	ND
13-1072	Compensation, Benefits, & Job Analysis Specialists	Bachelor's Degree	ND	ND	ND	ND	ND	ND	ND
13-1041	Compliance Officers, Except Agriculture, Construction, Health & Safety, & Transportation	Long-Term On-the-Job Training	30	31	1	3.3%	$20.82	$43,310	235%
11-3021	Computer & Information Systems Managers	Bachelor's Degree Plus Exp.	26	28	2	7.7%	$19.28	$40,100	218%
43-9011	Computer Operators	Moderate-Term On-the-Job Training	ND	ND	ND	ND	$10.36	$21,550	117%
15-1021	Computer Programmers	Bachelor's Degree	28	31	3	10.7%	$18.97	$39,470	215%
25-1021	Computer Science Teachers, Postsecondary	Doctoral Degree	ND	ND	ND	ND	ND	ND	ND
15-1031	Computer Software Engineers, Applications	Bachelor's Degree	ND	ND	ND	ND	ND	ND	ND
15-1032	Computer Software Engineers, Systems Software	Bachelor's Degree	ND	ND	ND	ND	ND	ND	ND
15-1099	Computer Specialists, All Other	Postsecondary Vocational Training	20	25	5	25.0%	$22.71	$47,240	257%
15-1041	Computer Support Specialists	Associate's Degree	36	43	7	19.4%	$14.44	$30,040	163%
15-1051	Computer Systems Analysts	Bachelor's Degree	20	24	4	20.0%	$19.66	$40,900	222%
49-2011	Computer, Automated Teller, & Office Machine Repairers	Postsecondary Vocational Training	23	30	7	30.4%	$11.38	$23,670	129%
51-4011	Computer-Controlled Machine Tool Operators, Metal & Plastic	Long-Term On-the-Job Training	ND	ND	ND	ND	ND	ND	ND
19-1031	Conservation Scientists	Bachelor's Degree	28	29	1	3.6%	$23.07	$47,980	261%
47-4011	Construction & Building Inspectors	Exp. in a Related Occupation	14	15	1	7.1%	$18.79	$39,080	212%
47-2061	Construction Laborers	Moderate-Term On-the-Job Training	425	506	81	19.1%	$10.23	$21,270	116%
11-9021	Construction Managers	Bachelor's Degree	76	94	18	23.7%	$20.80	$43,260	235%
47-5041	Continuous Mining Machine Operators	Moderate-Term On-the-Job Training	ND	ND	ND	ND	ND	ND	ND
49-9012	Control & Valve Install. & Repairers, Except Mech. Door	Moderate-Term On-the-Job Training	ND	ND	ND	ND	ND	ND	ND
53-7011	Conveyor Operators & Tenders	Short-Term On-the-Job Training	ND	ND	ND	ND	ND	ND	ND
35-2011	Cooks, Fast Food	Short-Term On-the-Job Training	ND	ND	ND	ND	ND	ND	ND
35-2012	Cooks, Institution & Cafeteria	Long-Term On-the-Job Training	101	114	13	12.9%	$9.37	$19,480	106%
35-2014	Cooks, Restaurant	Long-Term On-the-Job Training	ND	ND	ND	ND	$8.22	$17,100	93%
35-2015	Cooks, Short Order	Short-Term On-the-Job Training	ND	ND	ND	ND	$7.87	$16,360	89%
33-3012	Correctional Officers & Jailers	Moderate-Term On-the-Job Training	ND	ND	ND	ND	ND	ND	ND
43-4021	Correspondence Clerks	Short-Term On-the-Job Training	ND	ND	ND	ND	ND	ND	ND
13-1051	Cost Estimators	Bachelor's Degree	45	53	8	17.8%	$18.71	$38,920	212%

Table A.6: Long-Term Projected Occupational Growth in Wyoming's Northeast Region by Occupational Title, 2000 and 2010 (Continued)

SOC[a] Code and Occupation Title		Typical Education Requirements[b]	Employment 2000	Projected 2010	Change Number	Change Percent	2001 Average Wage Hourly	Annual	% of Poverty[c]
41-2021	Counter & Rental Clerks	Short-Term On-the-Job Training	104	123	19	18.3%	$7.92	$16,470	90%
35-3022	Counter Attend., Cafeteria, Food Concession, & Coffee Shop	Short-Term On-the-Job Training	59	61	2	3.4%	$6.78	$14,100	77%
43-5021	Couriers & Messengers	Short-Term On-the-Job Training	ND	ND	ND	ND	$7.52	$15,630	85%
43-4031	Court, Municipal, & License Clerks	Short-Term On-the-Job Training	25	26	1	4.0%	$14.96	$31,120	169%
53-7021	Crane & Tower Operators	Moderate-Term On-the-Job Training	ND	ND	ND	ND	ND	ND	ND
13-2041	Credit Analysts	Bachelor's Degree	ND	ND	ND	ND	ND	ND	ND
43-4041	Credit Authorizers, Checkers, & Clerks	Short-Term On-the-Job Training	ND	ND	ND	ND	ND	ND	ND
51-9021	Crushing, Grinding, & Polishing Machine Setters, Oper., & Tenders	Moderate-Term On-the-Job Training	ND	ND	ND	ND	ND	ND	ND
43-4051	Customer Service Representatives	Moderate-Term On-the-Job Training	76	89	13	17.1%	$10.84	$22,550	123%
51-4031	Cutting, Punching, & Press Machine Setters, Oper., & Tenders, Metal & Plastic	Moderate-Term On-the-Job Training	ND	ND	ND	ND	ND	ND	ND
43-9021	Data Entry Keyers	Moderate-Term On-the-Job Training	38	46	8	21.1%	$8.66	$18,010	98%
15-1061	Database Administrators	Bachelor's Degree	ND	ND	ND	ND	ND	ND	ND
41-9011	Demonstrators & Product Promoters	Moderate-Term On-the-Job Training	ND	ND	ND	ND	ND	ND	ND
31-9091	Dental Assistants	Moderate-Term On-the-Job Training	62	70	8	12.9%	$15.21	$31,630	172%
29-2021	Dental Hygienists	Associate's Degree	ND	ND	ND	ND	$20.79	$43,240	235%
51-9081	Dental Laboratory Technicians	Long-Term On-the-Job Training	14	16	2	14.3%	$11.50	$23,910	130%
29-1020	Dentists	First Professional Degree	39	44	5	12.8%	$65.38	$135,980	739%
47-5011	Derrick Operators, Oil & Gas	Moderate-Term On-the-Job Training	ND	ND	ND	ND	ND	ND	ND
43-9031	Desktop Publishers	Postsecondary Vocational Training	ND	ND	ND	ND	ND	ND	ND
33-3021	Detectives & Criminal Investigators	Exp. in a Related Occupation	ND	ND	ND	ND	ND	ND	ND
29-2032	Diagnostic Medical Sonographers	Associate's Degree	ND	ND	ND	ND	ND	ND	ND
29-2051	Dietetic Technicians	Moderate-Term On-the-Job Training	ND	ND	ND	ND	ND	ND	ND
29-1031	Dietitians & Nutritionists	Bachelor's Degree	13	14	1	7.7%	$22.19	$46,160	251%
35-9011	Dining Room & Cafeteria Attendants & Bartender Helpers	Short-Term On-the-Job Training	ND	ND	ND	ND	$6.79	$14,120	77%
35-9021	Dishwashers	Short-Term On-the-Job Training	36	43	7	19.4%	$6.31	$13,120	71%
43-5032	Dispatchers, Except Police, Fire, & Ambulance	Moderate-Term On-the-Job Training	46	61	15	32.6%	$10.18	$21,170	115%
51-4032	Drilling & Boring Machine Tool Setters, Oper., & Tenders, Metal & Plastic	Moderate-Term On-the-Job Training	ND	ND	ND	ND	ND	ND	ND
53-3031	Driver/Sales Workers	Short-Term On-the-Job Training	43	45	2	4.7%	$11.17	$23,230	126%
47-2081	Drywall & Ceiling Tile Installers	Moderate-Term On-the-Job Training	ND	ND	ND	ND	ND	ND	ND
47-5021	Earth Drillers, Except Oil & Gas	Moderate-Term On-the-Job Training	107	127	20	18.7%	$17.51	$36,420	198%
27-3041	Editors	Bachelor's Degree	ND	ND	ND	ND	ND	ND	ND
11-9032	Education Administrators, Elementary & Secondary School	Bachelor's Degree Plus Exp.	61	65	4	6.6%	NA	$57,670	313%
11-9033	Education Administrators, Postsecondary	Bachelor's Degree Plus Exp.	ND	ND	ND	ND	ND	ND	ND
11-9031	Education Administrators, Preschool & Child Care Center/Program	Bachelor's Degree Plus Exp.	14	19	5	35.7%	$15.37	$31,960	174%
21-1012	Educational, Vocational, & School Counselors	Master's Degree	56	64	8	14.3%	$20.66	$42,970	234%
49-2092	Electric Motor, Power Tool, & Related Repairers	Postsecondary Vocational Training	ND	ND	ND	ND	$11.93	$24,820	135%

Table A.6: Long-Term Projected Occupational Growth in Wyoming's Northeast Region by Occupational Title, 2000 and 2010 (Continued)

SOC[a] Code and Occupation Title		Typical Education Requirements[b]	Employment 2000	Projected 2010	Change Number	Change Percent	2001 Average Wage Hourly	Annual	% of Poverty[c]
17-3023	Electrical & Electronic Engineering Technicians	Associate's Degree	18	25	7	38.9%	$22.56	$46,920	255%
49-2094	Electrical & Electronics Repairers, Comm. & Industrl. Equip.	Postsecondary Vocational Training	ND	ND	ND	ND	ND	ND	ND
49-2095	Electrical & Electronics Repairers, Powerhouse, Substation, & Relay	Postsecondary Vocational Training	11	11	0	0.0%	$23.32	$48,510	264%
17-2071	Electrical Engineers	Bachelor's Degree	ND	ND	ND	ND	$36.90	$76,760	417%
49-9051	Electrical Power-Line Installers & Repairers	Long-Term On-the-Job Training	ND	ND	ND	ND	$16.10	$33,480	182%
47-2111	Electricians	Long-Term On-the-Job Training	239	289	50	20.9%	$20.31	$42,250	230%
49-2096	Electronic Equip. Installers & Repairers, Motor Vehicles	Postsecondary Vocational Training	ND	ND	ND	ND	ND	ND	ND
49-2097	Elec. Home Entertainment Equip. Installers & Repairers	Postsecondary Vocational Training	ND	ND	ND	ND	ND	ND	ND
25-2021	Elementary School Teachers, Except Special Ed.	Bachelor's Degree	ND	ND	ND	ND	NA	$37,980	206%
43-4061	Eligibility Interviewers, Government Programs	Moderate-Term On-the-Job Training	ND	ND	ND	ND	ND	ND	ND
39-4011	Embalmers	Postsecondary Vocational Training	ND	ND	ND	ND	ND	ND	ND
13-1061	Emergency Management Specialists	Exp. in a Related Occupation	ND	ND	ND	ND	ND	ND	ND
29-2041	Emrgncy. Med. Techs. & Paramedics	Postsecondary Vocational Training	83	94	11	13.3%	$9.54	$19,840	108%
13-1071	Employment, Recruitment, & Placement Specialists	Bachelor's Degree	33	35	2	6.1%	$16.19	$33,680	183%
11-9041	Engineering Managers	Bachelor's Degree Plus Exp.	40	48	8	20.0%	$35.22	$73,260	398%
25-1032	Engineering Teachers, Postsecondary	Doctoral Degree	ND	ND	ND	ND	ND	ND	ND
17-2199	Engineers, All Other	Bachelor's Degree	30	34	4	13.3%	$22.31	$46,400	252%
25-1123	English Language & Literature Teachers, Postsecondary	Doctoral Degree	ND	ND	ND	ND	ND	ND	ND
17-3025	Environmental Engineering Technicians	Associate's Degree	ND	ND	ND	ND	ND	ND	ND
17-2081	Environmental Engineers	Bachelor's Degree	29	35	6	20.7%	$30.93	$64,340	350%
19-4091	Environmental Science & Protection Techs., Incl. Health	Associate's Degree	51	64	13	25.5%	$9.01	$18,740	102%
25-1053	Environmental Science Teachers, Postsecondary	Doctoral Degree	ND	ND	ND	ND	ND	ND	ND
19-2041	Environmental Scientists & Specialists, Incl. Health	Bachelor's Degree	24	34	10	41.7%	$18.36	$38,200	208%
51-9194	Etchers & Engravers	Long-Term On-the-Job Training	ND	ND	ND	ND	ND	ND	ND
53-7032	Excavating & Loading Machine & Dragline Operators	Moderate-Term On-the-Job Training	ND	ND	ND	ND	ND	ND	ND
43-6011	Executive Secretaries & Administrative Assistants	Moderate-Term On-the-Job Training	323	393	70	21.7%	$13.73	$28,550	155%
47-5031	Explosives Workers, Ordnance Handling Experts, & Blasters	Moderate-Term On-the-Job Training	ND	ND	ND	ND	ND	ND	ND
47-5099	Extraction Workers, All Other	Short-Term On-the-Job Training	ND	ND	ND	ND	ND	ND	ND
51-9041	Extruding, Forming, Pressing, & Compacting Machine Setters, Oper., & Tenders	Moderate-Term On-the-Job Training	ND	ND	ND	ND	ND	ND	ND
45-4021	Fallers	Moderate-Term On-the-Job Training	ND	ND	ND	ND	ND	ND	ND
29-1062	Family & General Practitioners	First Professional Degree	59	67	8	13.6%	$61.26	$127,430	693%
25-9021	Farm & Home Management Advisors	Bachelor's Degree	22	23	1	4.5%	$16.60	$34,520	188%
49-3041	Farm Equip. Mechanics	Postsecondary Vocational Training	ND	ND	ND	ND	ND	ND	ND
11-9011	Farm, Ranch, & Other Agricultural Managers	Bachelor's Degree Plus Exp.	ND	ND	ND	ND	ND	ND	ND
45-9099	Farm., Fishing, & Forestry Workers, All Other	Moderate-Term On-the-Job Training	ND	ND	ND	ND	ND	ND	ND
45-2092	Farmworkers & Laborers, Crop, Nursery, & Greenhouse	Short-Term On-the-Job Training	ND	ND	ND	ND	$7.92	$16,480	90%
45-2093	Farmworkers, Farm & Ranch Animals	Short-Term On-the-Job Training	45	48	3	6.7%	$7.60	$15,820	86%
43-4071	File Clerks	Short-Term On-the-Job Training	47	57	10	21.3%	$8.87	$18,460	100%

Table A.6: Long-Term Projected Occupational Growth in Wyoming's Northeast Region by Occupational Title, 2000 and 2010 (Continued)

SOC[a] Code and Occupation Title		Typical Education Requirements[b]	Employment 2000	Projected 2010	Change Number	Change Percent	2001 Average Wage Hourly	Annual	% of Poverty[c]
13-2051	Financial Analysts	Bachelor's Degree	ND	ND	ND	ND	ND	ND	ND
13-2061	Financial Examiners	Bachelor's Degree	ND	ND	ND	ND	ND	ND	ND
11-3031	Financial Managers	Bachelor's Degree Plus Exp.	127	143	16	12.6%	$27.71	$57,640	313%
13-2099	Financial Specialists, All Other	Bachelor's Degree	ND	ND	ND	ND	ND	ND	ND
33-2011	Fire Fighters	Long-Term On-the-Job Training	ND	ND	ND	ND	ND	ND	ND
33-2021	Fire Inspectors & Investigators	Exp. in a Related Occupation	ND	ND	ND	ND	ND	ND	ND
47-1011	First-Line Sprvsrs./Mgrs. of Constr. Trades & Extract. Workers	Exp. in a Related Occupation	401	488	87	21.7%	$22.39	$46,560	253%
33-1011	First-Line Sprvsrs./Mgrs. of Correctional Officers	Exp. in a Related Occupation	ND	ND	ND	ND	ND	ND	ND
45-1011	First-Line Sprvsrs./Mgrs. of Farm., Fishing, & Forestry Workers	Exp. in a Related Occupation	ND	ND	ND	ND	$18.65	$38,800	211%
33-1021	First-Line Sprvsrs./Mgrs. of Fire Fighting & Prevention Workers	Exp. in a Related Occupation	ND	ND	ND	ND	ND	ND	ND
35-1012	First-Line Sprvsrs./Mgrs. of Food Prep. & Serv. Workers	Exp. in a Related Occupation	345	380	35	10.1%	$9.45	$19,660	107%
53-1021	First-Line Sprvsrs./Mgrs. of Helpers, Laborers, & Material Movers, Hand	Exp. in a Related Occupation	27	38	11	40.7%	$23.42	$48,700	265%
37-1011	First-Line Sprvsrs./Mgrs. of Housekeeping & Janit. Workers	Exp. in a Related Occupation	60	68	8	13.3%	$13.04	$27,130	147%
37-1012	First-Line Sprvsrs./Mgrs. of Landscaping, Lawn Service, & Groundskeeping Workers	Exp. in a Related Occupation	43	51	8	18.6%	$16.02	$33,320	181%
49-1011	First-Line Sprvsrs./Mgrs. of Mechanics, Install., & Repairers	Exp. in a Related Occupation	167	195	28	16.8%	$26.20	$54,500	296%
41-1012	First-Line Sprvsrs./Mgrs. of Non-Retail Sales Workers	Exp. in a Related Occupation	55	53	-2	-3.6%	$16.87	$35,090	191%
43-1011	First-Line Sprvsrs./Mgrs. of Office & Admin. Support Workers	Exp. in a Related Occupation	216	247	31	14.4%	$15.36	$31,940	174%
39-1021	First-Line Sprvsrs./Mgrs. of Personal Service Workers	Exp. in a Related Occupation	15	19	4	26.7%	$14.96	$31,130	169%
33-1012	First-Line Sprvsrs./Mgrs. of Police & Detectives	Exp. in a Related Occupation	29	31	2	6.9%	$22.57	$46,950	255%
51-1011	First-Line Sprvsrs./Mgrs. of Production & Operat. Workers	Exp. in a Related Occupation	178	204	26	14.6%	$24.06	$50,040	272%
41-1011	First-Line Sprvsrs./Mgrs. of Retail Sales Workers	Exp. in a Related Occupation	320	377	57	17.8%	$13.16	$27,360	149%
53-1031	First-Line Sprvsrs./Mgrs. of Transportation & Material-Moving Machine & Vehicle Operators	Exp. in a Related Occupation	194	247	53	27.3%	$27.23	$56,640	308%
33-1099	First-Line Sprvsrs./Mgrs., Protect. Serv. Workers, All Other	Exp. in a Related Occupation	ND	ND	ND	ND	$15.76	$32,790	178%
33-3031	Fish & Game Wardens	Long-Term On-the-Job Training	29	30	1	3.4%	$19.87	$41,320	225%
39-9031	Fitness Trainers & Aerobics Instructors	Postsecondary Vocational Training	ND	ND	ND	ND	ND	ND	ND
47-2042	Floor Layers, Except Carpet, Wood, & Hard Tiles	Moderate-Term On-the-Job Training	ND	ND	ND	ND	ND	ND	ND
47-2043	Floor Sanders & Finishers	Moderate-Term On-the-Job Training	ND	ND	ND	ND	ND	ND	ND
27-1023	Floral Designers	Moderate-Term On-the-Job Training	51	51	0	0.0%	$7.31	$15,210	83%
51-3092	Food Batchmakers	Short-Term On-the-Job Training	ND	ND	ND	ND	ND	ND	ND
35-9099	Food Prep. & Serving Related Workers, All Other	Short-Term On-the-Job Training	ND	ND	ND	ND	ND	ND	ND
35-2021	Food Prep. Workers	Short-Term On-the-Job Training	163	179	16	9.8%	$7.70	$16,010	87%
35-3041	Food Servers, Nonrestaurant	Short-Term On-the-Job Training	ND	ND	ND	ND	ND	ND	ND
11-9051	Food Service Managers	Exp. in a Related Occupation	ND	ND	ND	ND	$14.84	$30,870	168%
25-1124	Foreign Language & Literature Teachers, Postsecondary	Doctoral Degree	ND	ND	ND	ND	ND	ND	ND
19-4092	Forensic Science Technicians	Associate's Degree	ND	ND	ND	ND	ND	ND	ND
19-4093	Forest & Conservation Technicians	Associate's Degree	13	13	0	0.0%	$13.59	$28,280	154%
45-4011	Forest & Conservation Workers	Moderate-Term On-the-Job Training	ND	ND	ND	ND	ND	ND	ND

Table A.6: Long-Term Projected Occupational Growth in Wyoming's Northeast Region by Occupational Title, 2000 and 2010 (Continued)

SOC[a] Code and Occupation Title		Typical Education Requirements[b]	Employment 2000	Projected 2010	Change Number	Change Percent	2001 Average Wage Hourly	Annual	% of Poverty[c]
33-2022	Forest Fire Inspectors & Prevention Specialists	Exp. in a Related Occupation	ND	ND	ND	ND	ND	ND	ND
19-1032	Foresters	Bachelor's Degree	12	11	-1	-8.3%	$22.32	$46,430	252%
25-1043	Forestry & Conservation Science Teachers, Postsecondary	Doctoral Degree	ND	ND	ND	ND	ND	ND	ND
39-4021	Funeral Attendants	Short-Term On-the-Job Training	ND	ND	ND	ND	ND	ND	ND
11-9061	Funeral Directors	Associate's Degree	ND	ND	ND	ND	ND	ND	ND
51-9051	Furnace, Kiln, Oven, Drier, & Kettle Operators & Tenders	Moderate-Term On-the-Job Training	ND	ND	ND	ND	$20.52	$42,680	232%
51-7021	Furniture Finishers	Long-Term On-the-Job Training	ND	ND	ND	ND	ND	ND	ND
53-7071	Gas Compressor & Gas Pumping Station Operators	Moderate-Term On-the-Job Training	ND	ND	ND	ND	$17.75	$36,910	201%
51-8092	Gas Plant Operators	Long-Term On-the-Job Training	113	163	50	44.2%	$20.31	$42,250	230%
11-1021	General & Operations Managers	Bachelor's Degree Plus Exp.	779	930	151	19.4%	$29.37	$61,090	332%
25-1064	Geography Teachers, Postsecondary	Doctoral Degree	ND	ND	ND	ND	ND	ND	ND
19-4041	Geological & Petroleum Technicians	Associate's Degree	ND	ND	ND	ND	ND	ND	ND
19-2042	Geoscientists, Except Hydrologists & Geographers	Bachelor's Degree	ND	ND	ND	ND	ND	ND	ND
47-2121	Glaziers	Long-Term On-the-Job Training	ND	ND	ND	ND	ND	ND	ND
45-2041	Graders & Sorters, Agricultural Products	Exp. in a Related Occupation	ND	ND	ND	ND	ND	ND	ND
25-1191	Graduate Teaching Assistants	Doctoral Degree	ND	ND	ND	ND	ND	ND	ND
27-1024	Graphic Designers	Bachelor's Degree	ND	ND	ND	ND	$19.35	$40,250	219%
51-9022	Grinding & Polishing Workers, Hand	Moderate-Term On-the-Job Training	ND	ND	ND	ND	ND	ND	ND
51-4033	Grinding, Lapping, Polishing, & Buffing Machine Tool Setters, Oper., & Tenders, Metal & Plastic	Moderate-Term On-the-Job Training	ND	ND	ND	ND	ND	ND	ND
39-5012	Hairdressers, Hairstylists, & Cosmetologists	Postsecondary Vocational Training	86	96	10	11.6%	$7.18	$14,940	81%
17-2111	Health & Safety Engineers, Except Mining Safety Engrs. & Inspectors	Bachelor's Degree	ND	ND	ND	ND	ND	ND	ND
29-1199	Health Diagnosing & Treating Practitioners, All Other	First Professional Degree	ND	ND	ND	ND	ND	ND	ND
21-1091	Health Educators	Master's Degree	ND	ND	ND	ND	$14.64	$30,460	166%
29-9199	Health Professionals & Technicians, All Other	Associate's Degree	ND	ND	ND	ND	ND	ND	ND
31-9099	Healthcare Support Workers, All Other	Short-Term On-the-Job Training	46	57	11	23.9%	$10.55	$21,930	119%
49-9021	Heating, Air Conditioning, & Refriger. Mechanics & Installers	Long-Term On-the-Job Training	ND	ND	ND	ND	$13.97	$29,050	158%
47-3019	Helpers, Construction Trades, All Other	Short-Term On-the-Job Training	ND	ND	ND	ND	ND	ND	ND
47-3011	Helpers--Brickmasons, Blockmasons, Stonemasons, & Tile & Marble Setters	Short-Term On-the-Job Training	21	26	5	23.8%	$10.39	$21,600	117%
47-3012	Helpers--Carpenters	Short-Term On-the-Job Training	ND	ND	ND	ND	$8.83	$18,360	100%
47-3013	Helpers--Electricians	Short-Term On-the-Job Training	ND	ND	ND	ND	$9.51	$19,790	108%
47-5081	Helpers--Extraction Workers	Short-Term On-the-Job Training	474	691	217	45.8%	$14.55	$30,260	164%
49-9098	Helpers--Installation, Maintenance, & Repair Workers	Short-Term On-the-Job Training	85	159	74	87.1%	$11.38	$23,680	129%
47-3015	Helpers--Pipelayers, Plumbers, Pipefitters, & Steamfitters	Short-Term On-the-Job Training	45	57	12	26.7%	$8.27	$17,210	94%
51-9198	Helpers--Production Workers	Short-Term On-the-Job Training	51	66	15	29.4%	$10.24	$21,300	116%
47-3016	Helpers--Roofers	Short-Term On-the-Job Training	ND	ND	ND	ND	ND	ND	ND
47-4051	Highway Maintenance Workers	Moderate-Term On-the-Job Training	73	80	7	9.6%	$12.84	$26,710	145%
19-3093	Historians	Master's Degree	ND	ND	ND	ND	ND	ND	ND

Table A.6: Long-Term Projected Occupational Growth in Wyoming's Northeast Region by Occupational Title, 2000 and 2010 (Continued)

SOC[a] Code and Occupation Title		Typical Education Requirements[b]	Employment 2000	Projected 2010	Change Number	Change Percent	2001 Average Wage Hourly	Annual	% of Poverty[c]
25-1125	History Teachers, Postsecondary	Doctoral Degree	ND	ND	ND	ND	ND	ND	ND
53-7041	Hoist & Winch Operators	Moderate-Term On-the-Job Training	ND	ND	ND	ND	ND	ND	ND
49-9031	Home Appliance Repairers	Long-Term On-the-Job Training	ND	ND	ND	ND	ND	ND	ND
25-1192	Home Economics Teachers, Postsecondary	Doctoral Degree	ND	ND	ND	ND	ND	ND	ND
31-1011	Home Health Aides	Short-Term On-the-Job Training	43	55	12	27.9%	$8.60	$17,900	97%
35-9031	Hosts & Hostesses, Restaurant, Lounge, & Coffee Shop	Short-Term On-the-Job Training	117	128	11	9.4%	$6.08	$12,640	69%
43-4081	Hotel, Motel, & Resort Desk Clerks	Short-Term On-the-Job Training	89	98	9	10.1%	$6.76	$14,070	76%
43-4161	Human Resources Assistants, Except Payroll & Timekeeping	Short-Term On-the-Job Training	41	47	6	14.6%	$13.09	$27,230	148%
11-3040	Human Resources Managers	Bachelor's Degree Plus Exp.	46	51	5	10.9%	$30.10	$62,610	340%
19-2043	Hydrologists	Bachelor's Degree	ND	ND	ND	ND	ND	ND	ND
17-2112	Industrial Engineers	Bachelor's Degree	ND	ND	ND	ND	ND	ND	ND
49-9041	Industrial Machinery Mechanics	Long-Term On-the-Job Training	111	158	47	42.3%	$19.01	$39,530	215%
11-3051	Industrial Production Managers	Bachelor's Degree	20	26	6	30.0%	$35.29	$73,410	399%
53-7051	Industrial Truck & Tractor Operators	Short-Term On-the-Job Training	ND	ND	ND	ND	ND	ND	ND
51-9061	Inspectors, Testers, Sorters, Samplers, & Weighers	Moderate-Term On-the-Job Training	ND	ND	ND	ND	$19.51	$40,580	221%
49-9099	Installation, Maintenance, & Repair Workers, All Other	Short-Term On-the-Job Training	43	50	7	16.3%	$10.23	$21,270	116%
25-9031	Instructional Coordinators	Master's Degree	16	17	1	6.3%	$23.80	$49,500	269%
47-2130	Insulation Workers	Moderate-Term On-the-Job Training	ND	ND	ND	ND	ND	ND	ND
13-1032	Insurance Appraisers, Auto Damage	Long-Term On-the-Job Training	ND	ND	ND	ND	ND	ND	ND
43-9041	Insurance Claims & Policy Processing Clerks	Moderate-Term On-the-Job Training	ND	ND	ND	ND	$12.92	$26,870	146%
41-3021	Insurance Sales Agents	Bachelor's Degree	87	100	13	14.9%	$17.95	$37,330	203%
13-2053	Insurance Underwriters	Bachelor's Degree	ND	ND	ND	ND	ND	ND	ND
43-4111	Interviewers, Except Eligibility & Loan	Short-Term On-the-Job Training	ND	ND	ND	ND	ND	ND	ND
37-2011	Janitors & Cleaners, Except Maids & Housekeeping Cleaners	Short-Term On-the-Job Training	449	525	76	16.9%	$9.31	$19,360	105%
51-9071	Jewelers & Precious Stone & Metal Workers	Postsecondary Vocational Training	ND	ND	ND	ND	ND	ND	ND
51-5021	Job Printers	Long-Term On-the-Job Training	ND	ND	ND	ND	ND	ND	ND
25-2012	Kndrgrtn. Teachers, Except Special Ed.	Bachelor's Degree	ND	ND	ND	ND	NA	$41,200	224%
17-1012	Landscape Architects	Bachelor's Degree	ND	ND	ND	ND	ND	ND	ND
53-7062	Laborers & Freight, Stock, & Material Movers, Hand	Short-Term On-the-Job Training	279	320	41	14.7%	$9.53	$19,830	108%
37-3011	Landscaping & Groundskeeping Workers	Short-Term On-the-Job Training	192	243	51	26.6%	$8.90	$18,510	101%
51-4034	Lathe & Turning Machine Tool Setters, Oper., & Tenders, Metal & Plastic	Moderate-Term On-the-Job Training	ND	ND	ND	ND	ND	ND	ND
51-6011	Laundry & Dry Cleaning Workers	Moderate-Term On-the-Job Training	87	97	10	11.5%	$7.30	$15,190	83%
23-2092	Law Clerks	Bachelor's Degree	ND	ND	ND	ND	ND	ND	ND
23-1011	Lawyers	First Professional Degree	ND	ND	ND	ND	$25.57	$53,190	289%
43-6012	Legal Secretaries	Postsecondary Vocational Training	95	93	-2	-2.1%	$10.56	$21,970	119%
11-1031	Legislators	Bachelor's Degree Plus Exp.	ND	ND	ND	ND	$7.80	$16,230	88%
25-4021	Librarians	Master's Degree	38	41	3	7.9%	$16.91	$35,180	191%
43-4121	Library Assistants, Clerical	Short-Term On-the-Job Training	34	37	3	8.8%	$9.55	$19,870	108%
25-4031	Library Technicians	Short-Term On-the-Job Training	ND	ND	ND	ND	$10.27	$21,360	116%

Table A.6: Long-Term Projected Occupational Growth in Wyoming's Northeast Region by Occupational Title, 2000 and 2010 (Continued)

SOC[a] Code and Occupation Title		Typical Education Requirements[b]	Employment 2000	Projected 2010	Change Number	Change Percent	2001 Average Wage Hourly	Annual	% of Poverty[c]
25-9199	Library, Museum, Training, & Other Ed. Workers, All Other	Bachelor's Degree	ND	ND	ND	ND	ND	ND	ND
29-2061	Licensed Practical & Licensed Vocational Nurses	Postsecondary Vocational Training	139	156	17	12.2%	$13.18	$27,420	149%
19-1099	Life Scientists, All Other	Bachelor's Degree	10	11	1	10.0%	$21.16	$44,000	239%
19-4099	Life, Physical, & Social Science Technicians, All Other	Associate's Degree	ND	ND	ND	ND	ND	ND	ND
53-7033	Loading Machine Operators, Underground Mining	Moderate-Term On-the-Job Training	ND	ND	ND	ND	ND	ND	ND
43-4131	Loan Interviewers & Clerks	Short-Term On-the-Job Training	ND	ND	ND	ND	ND	ND	ND
13-2072	Loan Officers	Bachelor's Degree	73	77	4	5.5%	$20.28	$42,180	229%
39-3093	Locker Room, Coatroom, & Dressing Room Attendants	Short-Term On-the-Job Training	ND	ND	ND	ND	ND	ND	ND
11-9081	Lodging Managers	Exp. in a Related Occupation	28	31	3	10.7%	$9.80	$20,380	111%
45-4022	Logging Equip. Operators	Moderate-Term On-the-Job Training	ND	ND	ND	ND	$15.77	$32,800	178%
53-7063	Machine Feeders & Offbearers	Short-Term On-the-Job Training	ND	ND	ND	ND	ND	ND	ND
51-4041	Machinists	Long-Term On-the-Job Training	45	60	15	33.3%	$18.55	$38,580	210%
37-2012	Maids & Housekeeping Cleaners	Short-Term On-the-Job Training	445	492	47	10.6%	$6.88	$14,320	78%
43-9051	Mail Clerks & Mail Machine Operators, Except Postal Serv.	Short-Term On-the-Job Training	6	6	0	0.0%	$12.20	$25,390	138%
49-9042	Maintenance & Repair Workers, General	Long-Term On-the-Job Training	689	771	82	11.9%	$17.71	$36,840	200%
49-9043	Maintenance Workers, Machinery	Long-Term On-the-Job Training	ND	ND	ND	ND	$19.55	$40,660	221%
13-1111	Management Analysts	Bachelor's Degree Plus Exp.	6	7	1	16.7%	$23.82	$49,530	269%
11-9199	Managers, All Other	Exp. in a Related Occupation	151	189	38	25.2%	$29.62	$61,600	335%
39-5092	Manicurists & Pedicurists	Postsecondary Vocational Training	ND	ND	ND	ND	ND	ND	ND
49-9095	Manufactured Building & Mobile Home Installers	Moderate-Term On-the-Job Training	ND	ND	ND	ND	ND	ND	ND
11-2021	Marketing Managers	Bachelor's Degree Plus Exp.	16	19	3	18.8%	$20.24	$42,100	229%
21-1013	Marriage & Family Therapists	Master's Degree	ND	ND	ND	ND	ND	ND	ND
31-9011	Massage Therapists	Postsecondary Vocational Training	ND	ND	ND	ND	ND	ND	ND
53-7199	Material Moving Workers, All Other	Moderate-Term On-the-Job Training	564	657	93	16.5%	$22.96	$47,750	260%
17-2131	Materials Engineers	Bachelor's Degree	ND	ND	ND	ND	ND	ND	ND
25-1022	Mathematical Science Teachers, Postsecondary	Doctoral Degree	ND	ND	ND	ND	ND	ND	ND
51-3022	Meat, Poultry, & Fish Cutters & Trimmers	Short-Term On-the-Job Training	ND	ND	ND	ND	ND	ND	ND
49-9011	Mech. Door Repairers	Moderate-Term On-the-Job Training	ND	ND	ND	ND	ND	ND	ND
17-3013	Mechanical Drafters	Postsecondary Vocational Training	ND	ND	ND	ND	ND	ND	ND
17-3027	Mechanical Engineering Technicians	Associate's Degree	ND	ND	ND	ND	ND	ND	ND
17-2141	Mechanical Engineers	Bachelor's Degree	ND	ND	ND	ND	ND	ND	ND
27-4099	Media & Communication Equip. Workers, All Other	Moderate-Term On-the-Job Training	ND	ND	ND	ND	ND	ND	ND
27-3099	Media & Communication Workers, All Other	Long-Term On-the-Job Training	ND	ND	ND	ND	ND	ND	ND
29-2012	Medical & Clinical Laboratory Technicians	Associate's Degree	ND	ND	ND	ND	ND	ND	ND
29-2011	Medical & Clinical Laboratory Technologists	Bachelor's Degree	34	38	4	11.8%	$19.26	$40,050	218%
11-9111	Medical & Health Services Managers	Bachelor's Degree Plus Exp.	156	176	20	12.8%	$25.62	$53,290	290%
21-1022	Medical & Public Health Social Workers	Bachelor's Degree	ND	ND	ND	ND	$11.52	$23,960	130%
31-9092	Medical Assistants	Moderate-Term On-the-Job Training	74	84	10	13.5%	$9.76	$20,290	110%
31-9093	Medical Equip. Preparers	Short-Term On-the-Job Training	ND	ND	ND	ND	ND	ND	ND
49-9062	Medical Equip. Repairers	Moderate-Term On-the-Job Training	ND	ND	ND	ND	ND	ND	ND

Table A.6: Long-Term Projected Occupational Growth in Wyoming's Northeast Region by Occupational Title, 2000 and 2010 (Continued)

SOC[a] Code and Occupation Title		Typical Education Requirements[b]	Employment 2000	Projected 2010	Change Number	Change Percent	2001 Average Wage Hourly	Annual	% of Poverty[c]
29-2071	Medical Records & Health Information Technicians	Associate's Degree	ND	ND	ND	ND	ND	ND	ND
43-6013	Medical Secretaries	Postsecondary Vocational Training	118	134	16	13.6%	$10.32	$21,470	117%
31-9094	Medical Transcriptionists	Postsecondary Vocational Training	35	40	5	14.3%	$10.10	$21,020	114%
21-1023	Mental Health & Substance Abuse Social Workers	Master's Degree	ND	ND	ND	ND	ND	ND	ND
21-1014	Mental Health Counselors	Master's Degree	ND	ND	ND	ND	ND	ND	ND
51-4199	Metal Workers & Plastic Workers, All Other	Moderate-Term On-the-Job Training	ND	ND	ND	ND	ND	ND	ND
43-5041	Meter Readers, Utilities	Short-Term On-the-Job Training	17	17	0	0.0%	$17.52	$36,450	198%
25-2022	Middle School Teachers, Except Special & Voc. Ed.	Bachelor's Degree	ND	ND	ND	ND	NA	$36,910	201%
51-4035	Milling & Planing Machine Setters, Oper., & Tenders, Metal & Plastic	Moderate-Term On-the-Job Training	ND	ND	ND	ND	ND	ND	ND
49-9044	Millwrights	Long-Term On-the-Job Training	11	13	2	18.2%	$17.33	$36,040	196%
47-5042	Mine Cutting & Channeling Machine Operators	Moderate-Term On-the-Job Training	ND	ND	ND	ND	ND	ND	ND
17-2151	Mining & Geological Engineers, Incl. Mining Safety Engrs.	Bachelor's Degree	60	76	16	26.7%	$30.59	$63,620	346%
47-5049	Mining Machine Operators, All Other	Moderate-Term On-the-Job Training	ND	ND	ND	ND	ND	ND	ND
51-9023	Mixing & Blending Machine Setters, Oper., & Tenders	Moderate-Term On-the-Job Training	ND	ND	ND	ND	ND	ND	ND
49-3042	Mobile Heavy Equip. Mechanics, Except Engines	Postsecondary Vocational Training	407	495	88	21.6%	$21.55	$44,820	244%
51-9195	Molders, Shapers, & Casters, Except Metal & Plastic	Moderate-Term On-the-Job Training	ND	ND	ND	ND	ND	ND	ND
39-3021	Motion Picture Projectionists	Short-Term On-the-Job Training	ND	ND	ND	ND	ND	ND	ND
53-3099	Motor Vehicle Operators, All Other	Short-Term On-the-Job Training	ND	ND	ND	ND	$10.83	$22,520	122%
49-3051	Motorboat Mechanics	Long-Term On-the-Job Training	ND	ND	ND	ND	ND	ND	ND
49-3052	Motorcycle Mechanics	Long-Term On-the-Job Training	ND	ND	ND	ND	ND	ND	ND
27-2042	Musicians & Singers	Long-Term On-the-Job Training	ND	ND	ND	ND	ND	ND	ND
11-9121	Natural Sciences Managers	Bachelor's Degree Plus Exp.	ND	ND	ND	ND	$31.10	$64,680	352%
15-1071	Network & Computer Systems Administrators	Bachelor's Degree	21	24	3	14.3%	$19.88	$41,350	225%
15-1081	Network Systems & Data Communications Analysts	Bachelor's Degree	ND	ND	ND	ND	ND	ND	ND
43-4141	New Accounts Clerks	Exp. in a Related Occupation	20	21	1	5.0%	$11.25	$23,390	127%
27-3020	News Analysts, Reporters & Correspondents	Long-Term On-the-Job Training	ND	ND	ND	ND	ND	ND	ND
39-2021	Nonfarm Animal Caretakers	Short-Term On-the-Job Training	15	23	8	53.3%	$7.82	$16,260	88%
29-2033	Nuclear Medicine Technologists	Associate's Degree	ND	ND	ND	ND	ND	ND	ND
31-1012	Nursing Aides, Orderlies, & Attend.	Short-Term On-the-Job Training	471	531	60	12.7%	$8.52	$17,730	96%
25-1072	Nursing Instructors & Teachers, Postsecondary	Doctoral Degree	ND	ND	ND	ND	NA	$42,920	233%
29-9010	Occupational Health & Safety Specialists & Technicians	Bachelor's Degree	14	15	1	7.1%	$28.29	$58,840	320%
31-2011	Occupational Therapist Assistants	Associate's Degree	ND	ND	ND	ND	ND	ND	ND
29-1122	Occupational Therapists	Bachelor's Degree	37	42	5	13.5%	$23.89	$49,680	270%
43-9061	Office Clerks, General	Short-Term On-the-Job Training	357	421	64	17.9%	$8.89	$18,490	100%
47-2073	Operating Engineers & Other Constr. Equip. Operators	Moderate-Term On-the-Job Training	589	722	133	22.6%	$16.02	$33,330	181%
15-2031	Operations Research Analysts	Master's Degree	ND	ND	ND	ND	ND	ND	ND
29-2081	Opticians, Dispensing	Long-Term On-the-Job Training	ND	ND	ND	ND	ND	ND	ND
29-1041	Optometrists	First Professional Degree	ND	ND	ND	ND	ND	ND	ND
43-4151	Order Clerks	Short-Term On-the-Job Training	55	64	9	16.4%	$8.95	$18,610	101%

Table A.6: Long-Term Projected Occupational Growth in Wyoming's Northeast Region by Occupational Title, 2000 and 2010 (Continued)

SOC[a] Code and Occupation Title		Typical Education Requirements[b]	Employment 2000	Projected 2010	Change Number	Change Percent	2001 Average Wage Hourly	Annual	% of Poverty[c]
49-3053	Outdoor Power Equip. & Other Small Engine Mechanics	Moderate-Term On-the-Job Training	ND	ND	ND	ND	ND	ND	ND
51-9111	Packaging & Filling Machine Operators & Tenders	Short-Term On-the-Job Training	78	81	3	3.8%	$10.72	$22,290	121%
53-7064	Packers & Packagers, Hand	Short-Term On-the-Job Training	165	160	-5	-3.0%	$6.97	$14,500	79%
47-2141	Painters, Construction & Maintenance	Moderate-Term On-the-Job Training	ND	ND	ND	ND	$12.02	$25,010	136%
51-9122	Painters, Trans. Equip.	Moderate-Term On-the-Job Training	ND	ND	ND	ND	ND	ND	ND
23-2011	Paralegals & Legal Assistants	Associate's Degree	ND	ND	ND	ND	ND	ND	ND
33-3041	Parking Enforcement Workers	Short-Term On-the-Job Training	ND	ND	ND	ND	ND	ND	ND
41-2022	Parts Salespersons	Moderate-Term On-the-Job Training	61	79	18	29.5%	$11.83	$24,600	134%
47-2071	Paving, Surfacing, & Tamping Equip. Operators	Moderate-Term On-the-Job Training	ND	ND	ND	ND	$14.08	$29,280	159%
43-3051	Payroll & Timekeeping Clerks	Short-Term On-the-Job Training	41	49	8	19.5%	$12.57	$26,150	142%
29-1065	Pediatricians, General	First Professional Degree	ND	ND	ND	ND	ND	ND	ND
39-9021	Personal & Home Care Aides	Short-Term On-the-Job Training	20	27	7	35.0%	$6.25	$13,000	71%
39-9099	Personal Care & Service Workers, All Other	Short-Term On-the-Job Training	ND	ND	ND	ND	ND	ND	ND
13-2052	Personal Financial Advisors	Bachelor's Degree	ND	ND	ND	ND	ND	ND	ND
37-3012	Pesticide Handlers, Sprayers, & Applicators, Vegetation	Moderate-Term On-the-Job Training	ND	ND	ND	ND	$10.26	$21,330	116%
17-2171	Petroleum Engineers	Bachelor's Degree	ND	ND	ND	ND	ND	ND	ND
51-8093	Petroleum Pump System Oper., Refinery Oper., & Gaugers	Long-Term On-the-Job Training	16	17	1	6.3%	$19.45	$40,460	220%
29-1051	Pharmacists	First Professional Degree	86	99	13	15.1%	$33.88	$70,460	383%
31-9095	Pharmacy Aides	Short-Term On-the-Job Training	ND	ND	ND	ND	ND	ND	ND
29-2052	Pharmacy Technicians	Moderate-Term On-the-Job Training	46	52	6	13.0%	$10.87	$22,600	123%
25-1126	Philosophy & Religion Teachers, Postsecondary	Doctoral Degree	ND	ND	ND	ND	ND	ND	ND
27-4021	Photographers	Long-Term On-the-Job Training	ND	ND	ND	ND	ND	ND	ND
51-9132	Photographic Processing Machine Operators	Short-Term On-the-Job Training	ND	ND	ND	ND	ND	ND	ND
19-2099	Physical Scientists, All Other	Bachelor's Degree	ND	ND	ND	ND	ND	ND	ND
31-2022	Physical Therapist Aides	Short-Term On-the-Job Training	ND	ND	ND	ND	ND	ND	ND
31-2021	Physical Therapist Assistants	Associate's Degree	13	15	2	15.4%	$16.41	$34,130	185%
29-1123	Physical Therapists	Master's Degree	103	116	13	12.6%	$24.92	$51,830	282%
29-1071	Physician Assistants	Bachelor's Degree	18	20	2	11.1%	$23.83	$49,560	269%
29-1069	Physicians & Surgeons, All Other	First Professional Degree	ND	ND	ND	ND	ND	ND	ND
47-2151	Pipelayers	Moderate-Term On-the-Job Training	ND	ND	ND	ND	ND	ND	ND
51-8099	Plant & System Operators, All Other	Long-Term On-the-Job Training	169	189	20	11.8%	$21.53	$44,770	243%
51-4193	Plating & Coating Machine Setters, Oper., & Tenders, Metal & Plastic	Moderate-Term On-the-Job Training	ND	ND	ND	ND	ND	ND	ND
47-2152	Plumbers, Pipefitters, & Steamfitters	Long-Term On-the-Job Training	98	124	26	26.5%	$12.66	$26,340	143%
33-3051	Police & Sheriff's Patrol Officers	Long-Term On-the-Job Training	170	182	12	7.1%	$15.34	$31,900	173%
43-5031	Police, Fire, & Ambulance Dispatchers	Moderate-Term On-the-Job Training	ND	ND	ND	ND	$13.07	$27,190	148%
43-5051	Postal Service Clerks	Short-Term On-the-Job Training	8	8	0	0.0%	$17.55	$36,510	198%
43-5052	Postal Service Mail Carriers	Short-Term On-the-Job Training	22	23	1	4.5%	$18.02	$37,480	204%
43-5053	Postal Service Mail Sorters, Processors, & Processing Machine Operators	Short-Term On-the-Job Training	7	7	0	0.0%	$9.75	$20,270	110%

Table A.6: Long-Term Projected Occupational Growth in Wyoming's Northeast Region by Occupational Title, 2000 and 2010 (Continued)

SOC[a] Code and Occupation Title		Typical Education Requirements[b]	Employment 2000	Projected 2010	Change Number	Change Percent	2001 Average Wage Hourly	Annual	% of Poverty[c]
11-9131	Postmasters & Mail Superintendents	Exp. in a Related Occupation	10	10	0	0.0%	$19.00	$39,520	215%
51-8012	Power Distributors & Dispatchers	Long-Term On-the-Job Training	ND	ND	ND	ND	ND	ND	ND
51-8013	Power Plant Operators	Long-Term On-the-Job Training	ND	ND	ND	ND	ND	ND	ND
49-9069	Precision Instrument & Equip. Repairers, All Other	Long-Term On-the-Job Training	ND	ND	ND	ND	ND	ND	ND
51-5022	Prepress Technicians & Workers	Long-Term On-the-Job Training	ND	ND	ND	ND	ND	ND	ND
25-2011	Preschool Teachers, Except Special Ed.	Bachelor's Degree	35	54	19	54.3%	$10.00	$20,800	113%
51-5023	Printing Machine Operators	Moderate-Term On-the-Job Training	ND	ND	ND	ND	ND	ND	ND
33-9021	Private Detectives & Investigators	Exp. in a Related Occupation	ND	ND	ND	ND	ND	ND	ND
21-1092	Probation Officers & Correctional Treatment Specialists	Bachelor's Degree	ND	ND	ND	ND	$11.77	$24,470	133%
43-3061	Procurement Clerks	Short-Term On-the-Job Training	ND	ND	ND	ND	ND	ND	ND
27-2012	Producers & Directors	Bachelor's Degree Plus Exp.	ND	ND	ND	ND	ND	ND	ND
51-9199	Production Workers, All Other	Moderate-Term On-the-Job Training	120	121	1	0.8%	$13.73	$28,570	155%
43-5061	Production, Planning, & Expediting Clerks	Short-Term On-the-Job Training	23	27	4	17.4%	$12.61	$26,220	143%
43-9081	Proofreaders & Copy Markers	Short-Term On-the-Job Training	ND	ND	ND	ND	ND	ND	ND
11-9141	Property, Real Estate, & Community Association Managers	Bachelor's Degree	ND	ND	ND	ND	$13.73	$28,570	155%
33-9099	Protect. Serv. Workers, All Other	Short-Term On-the-Job Training	27	29	2	7.4%	$12.69	$26,390	143%
29-2053	Psychiatric Technicians	Postsecondary Vocational Training	ND	ND	ND	ND	ND	ND	ND
25-1066	Psychology Teachers, Postsecondary	Doctoral Degree	ND	ND	ND	ND	ND	ND	ND
11-2031	Public Relations Managers	Bachelor's Degree Plus Exp.	14	18	4	28.6%	$22.38	$46,560	253%
27-3031	Public Relations Specialists	Bachelor's Degree	14	15	1	7.1%	$19.97	$41,540	226%
53-7072	Pump Operators, Except Wellhead Pumpers	Moderate-Term On-the-Job Training	ND	ND	ND	ND	ND	ND	ND
13-1021	Purchasing Agents & Buyers, Farm Prod.	Exp. in a Related Occupation	ND	ND	ND	ND	ND	ND	ND
13-1023	Purchasing Agents, Except Wholesale, Retail, & Farm Prod.	Bachelor's Degree	21	23	2	9.5%	$16.67	$34,670	188%
11-3061	Purchasing Managers	Bachelor's Degree Plus Exp.	30	34	4	13.3%	$20.81	$43,280	235%
29-1124	Radiation Therapists	Associate's Degree	ND	ND	ND	ND	ND	ND	ND
49-2021	Radio Mechanics	Postsecondary Vocational Training	ND	ND	ND	ND	ND	ND	ND
29-2034	Radiologic Technologists & Technicians	Associate's Degree	45	51	6	13.3%	$17.39	$36,170	197%
41-9022	Real Estate Sales Agents	Postsecondary Vocational Training	15	14	-1	-6.7%	$13.75	$28,590	155%
43-4171	Receptionists & Information Clerks	Short-Term On-the-Job Training	173	220	47	27.2%	$8.52	$17,720	96%
25-1193	Recreation & Fitness Studies Teachers, Postsecondary	Doctoral Degree	ND	ND	ND	ND	ND	ND	ND
39-9032	Recreation Workers	Bachelor's Degree	39	49	10	25.6%	$8.23	$17,120	93%
29-1125	Recreational Therapists	Bachelor's Degree	ND	ND	ND	ND	ND	ND	ND
49-3092	Recreational Vehicle Service Technicians	Long-Term On-the-Job Training	ND	ND	ND	ND	$11.84	$24,620	134%
49-9045	Refractory Materials Repairers, Except Brickmasons	Long-Term On-the-Job Training	ND	ND	ND	ND	ND	ND	ND
53-7081	Refuse & Recyclable Material Collectors	Short-Term On-the-Job Training	40	41	1	2.5%	$12.86	$26,760	145%
29-1111	Registered Nurses	Associate's Degree	716	807	91	12.7%	$19.43	$40,420	220%
21-1015	Rehabilitation Counselors	Master's Degree	18	25	7	38.9%	$12.03	$25,020	136%
47-2171	Reinforcing Iron & Rebar Workers	Long-Term On-the-Job Training	ND	ND	ND	ND	ND	ND	ND
43-4181	Reservation & Transportation Ticket Agents & Travel Clerks	Short-Term On-the-Job Training	ND	ND	ND	ND	ND	ND	ND
39-9041	Residential Advisors	Moderate-Term On-the-Job Training	ND	ND	ND	ND	ND	ND	ND

Table A.6: Long-Term Projected Occupational Growth in Wyoming's Northeast Region by Occupational Title, 2000 and 2010 (Continued)

SOC[a] Code and Occupation Title		Typical Education Requirements[b]	Employment 2000	Projected 2010	Change Number	Change Percent	2001 Average Wage Hourly	Annual	% of Poverty[c]
29-1126	Respiratory Therapists	Associate's Degree	ND	ND	ND	ND	ND	ND	ND
29-2054	Respiratory Therapy Technicians	Postsecondary Vocational Training	ND	ND	ND	ND	ND	ND	ND
41-2031	Retail Salespersons	Short-Term On-the-Job Training	894	1,056	162	18.1%	$8.82	$18,340	100%
47-2181	Roofers	Moderate-Term On-the-Job Training	15	18	3	20.0%	$12.99	$27,020	147%
47-5012	Rotary Drill Operators, Oil & Gas	Moderate-Term On-the-Job Training	134	198	64	47.8%	$18.43	$38,340	208%
47-5071	Roustabouts, Oil & Gas	Moderate-Term On-the-Job Training	ND	ND	ND	ND	$13.77	$28,640	156%
41-9099	Sales & Related Workers, All Other	Moderate-Term On-the-Job Training	ND	ND	ND	ND	$9.72	$20,210	110%
41-9031	Sales Engineers	Bachelor's Degree	ND	ND	ND	ND	ND	ND	ND
11-2022	Sales Managers	Bachelor's Degree Plus Exp.	40	51	11	27.5%	$29.14	$60,610	329%
41-4012	Sales Reps., Whlsle. & Manuf., Except Tech. & Scientif. Prod.	Moderate-Term On-the-Job Training	278	354	76	27.3%	$18.71	$38,930	212%
41-4011	Sales Reps., Whlsle. & Manufact., Tech. & Scientific Prod.	Moderate-Term On-the-Job Training	29	33	4	13.8%	$44.28	$92,110	501%
51-7041	Sawing Machine Setters, Oper., & Tenders, Wood	Moderate-Term On-the-Job Training	50	39	-11	-22.0%	$14.66	$30,500	166%
25-2031	Secondary School Teachers, Except Special & Voc. Ed.	Bachelor's Degree	126	134	8	6.3%	NA	$33,890	184%
43-6014	Secretaries, Except Legal, Medical, & Executive	Moderate-Term On-the-Job Training	514	601	87	16.9%	$10.21	$21,240	115%
41-3031	Securities, Commodities, & Financial Services Sales Agents	Bachelor's Degree	25	23	-2	-8.0%	$43.25	$89,960	489%
33-9032	Security Guards	Short-Term On-the-Job Training	ND	ND	ND	ND	$7.85	$16,320	89%
25-3021	Self-Enrichment Education Teachers	Exp. in a Related Occupation	ND	ND	ND	ND	ND	ND	ND
51-9012	Separating, Filtering, Clarifying, Precipitating, & Still Machine Setters, Oper., & Tenders	Moderate-Term On-the-Job Training	ND	ND	ND	ND	ND	ND	ND
47-4071	Septic Tank Servicers & Sewer Pipe Cleaners	Moderate-Term On-the-Job Training	ND	ND	ND	ND	ND	ND	ND
53-6031	Service Station Attendants	Short-Term On-the-Job Training	ND	ND	ND	ND	$7.83	$16,280	88%
47-5013	Service Unit Operators, Oil, Gas, & Mining	Moderate-Term On-the-Job Training	45	62	17	37.8%	$15.10	$31,410	171%
51-6031	Sewing Machine Operators	Moderate-Term On-the-Job Training	ND	ND	ND	ND	ND	ND	ND
47-2211	Sheet Metal Workers	Moderate-Term On-the-Job Training	ND	ND	ND	ND	$14.79	$30,750	167%
43-5071	Shipping, Receiving, & Traffic Clerks	Short-Term On-the-Job Training	83	104	21	25.3%	$10.75	$22,360	122%
51-6041	Shoe & Leather Workers & Repairers	Long-Term On-the-Job Training	ND	ND	ND	ND	ND	ND	ND
53-7111	Shuttle Car Operators	Short-Term On-the-Job Training	ND	ND	ND	ND	ND	ND	ND
51-3023	Slaughterers & Meat Packers	Moderate-Term On-the-Job Training	ND	ND	ND	ND	ND	ND	ND
11-9151	Social & Community Service Managers	Bachelor's Degree	23	29	6	26.1%	$20.54	$42,720	232%
21-1093	Social & Human Service Assistants	Moderate-Term On-the-Job Training	ND	ND	ND	ND	ND	ND	ND
19-3099	Social Scientists & Related Workers, All Other	Master's Degree	ND	ND	ND	ND	ND	ND	ND
25-1113	Social Work Teachers, Postsecondary	Doctoral Degree	ND	ND	ND	ND	ND	ND	ND
25-1067	Sociology Teachers, Postsecondary	Doctoral Degree	ND	ND	ND	ND	ND	ND	ND
27-4014	Sound Engineering Technicians	Postsecondary Vocational Training	ND	ND	ND	ND	ND	ND	ND
25-2042	Special Ed. Teachers, Middle School	Bachelor's Degree	65	69	4	6.2%	NA	$35,270	192%
25-2041	Special Ed. Teachers, Preschool, Kndrgrtn., & Elem. School	Bachelor's Degree	57	67	10	17.5%	NA	$29,970	163%
25-2043	Special Ed. Teachers, Secondary School	Bachelor's Degree	23	24	1	4.3%	NA	$33,340	181%
29-1127	Speech-Language Pathologists	Master's Degree	37	42	5	13.5%	$23.56	$49,000	266%
51-8021	Stationary Engineers & Boiler Operators	Long-Term On-the-Job Training	ND	ND	ND	ND	ND	ND	ND
43-9111	Statistical Assistants	Moderate-Term On-the-Job Training	ND	ND	ND	ND	ND	ND	ND

Table A.6: Long-Term Projected Occupational Growth in Wyoming's Northeast Region by Occupational Title, 2000 and 2010 (Continued)

SOC[a] Code and Occupation Title		Typical Education Requirements[b]	Employment 2000	Projected 2010	Change Number	Change Percent	2001 Average Wage Hourly	Annual	% of Poverty[c]
43-5081	Stock Clerks & Order Fillers	Short-Term On-the-Job Training	247	288	41	16.6%	$10.66	$22,170	120%
47-2221	Structural Iron & Steel Workers	Long-Term On-the-Job Training	ND	ND	ND	ND	ND	ND	ND
29-1067	Surgeons	First Professional Degree	ND	ND	ND	ND	ND	ND	ND
29-2055	Surgical Technologists	Postsecondary Vocational Training	ND	ND	ND	ND	ND	ND	ND
17-3031	Surveying & Mapping Technicians	Moderate-Term On-the-Job Training	40	52	12	30.0%	$15.89	$33,060	180%
17-1022	Surveyors	Bachelor's Degree	16	21	5	31.3%	$21.86	$45,470	247%
43-2011	Switchboard Operators, Incl. Answering Service	Short-Term On-the-Job Training	37	45	8	21.6%	$8.70	$18,100	98%
51-6052	Tailors, Dressmakers, & Custom Sewers	Exp. in a Related Occupation	ND	ND	ND	ND	ND	ND	ND
53-7121	Tank Car, Truck, & Ship Loaders	Moderate-Term On-the-Job Training	ND	ND	ND	ND	ND	ND	ND
47-2082	Tapers	Moderate-Term On-the-Job Training	ND	ND	ND	ND	ND	ND	ND
13-2081	Tax Examiners, Collectors, & Revenue Agents	Bachelor's Degree	9	10	1	11.1%	$18.88	$39,260	213%
13-2082	Tax Preparers	Moderate-Term On-the-Job Training	ND	ND	ND	ND	ND	ND	ND
53-3041	Taxi Drivers & Chauffeurs	Short-Term On-the-Job Training	ND	ND	ND	ND	ND	ND	ND
25-9041	Teacher Assistants	Short-Term On-the-Job Training	495	567	72	14.5%	NA	$16,870	92%
51-2092	Team Assemblers	Moderate-Term On-the-Job Training	18	24	6	33.3%	$14.13	$29,380	160%
49-2022	Telecomm. Equip. Install. & Repairers, Except Line Installers	Postsecondary Vocational Training	87	97	10	11.5%	$18.74	$38,990	212%
49-9052	Telecommunications Line Installers & Repairers	Long-Term On-the-Job Training	15	15	0	0.0%	$34.69	$72,150	392%
41-9041	Telemarketers	Short-Term On-the-Job Training	ND	ND	ND	ND	$9.25	$19,230	105%
43-3071	Tellers	Short-Term On-the-Job Training	150	155	5	3.3%	$7.62	$15,840	86%
51-6099	Textile, Apparel, & Furnishings Workers, All Other	Moderate-Term On-the-Job Training	ND	ND	ND	ND	ND	ND	ND
47-2044	Tile & Marble Setters	Long-Term On-the-Job Training	ND	ND	ND	ND	ND	ND	ND
49-3093	Tire Repairers & Changers	Short-Term On-the-Job Training	88	107	19	21.6%	$12.55	$26,110	142%
23-2093	Title Examiners, Abstractors, & Searchers	Moderate-Term On-the-Job Training	25	26	1	4.0%	$14.59	$30,350	165%
51-4194	Tool Grinders, Filers, & Sharpeners	Moderate-Term On-the-Job Training	ND	ND	ND	ND	ND	ND	ND
13-1073	Training & Development Specialists	Bachelor's Degree	ND	ND	ND	ND	ND	ND	ND
53-6099	Transportation Workers, All Other	Short-Term On-the-Job Training	144	146	2	1.4%	$14.55	$30,260	164%
11-3071	Transportation, Storage, & Distribution Managers	Exp. in a Related Occupation	22	27	5	22.7%	$26.04	$54,160	294%
41-3041	Travel Agents	Postsecondary Vocational Training	ND	ND	ND	ND	ND	ND	ND
53-3032	Truck Drivers, Heavy & Tractor-Trailer	Moderate-Term On-the-Job Training	1,294	1,610	316	24.4%	$13.92	$28,950	157%
53-3033	Truck Drivers, Light or Delivery Services	Short-Term On-the-Job Training	137	161	24	17.5%	$10.92	$22,710	123%
19-3051	Urban & Regional Planners	Master's Degree	ND	ND	ND	ND	ND	ND	ND
39-3031	Ushers, Lobby Attendants, & Ticket Takers	Short-Term On-the-Job Training	ND	ND	ND	ND	ND	ND	ND
29-1131	Veterinarians	First Professional Degree	16	25	9	56.3%	$24.84	$51,660	281%
31-9096	Veterinary Assistants & Laboratory Animal Caretakers	Short-Term On-the-Job Training	26	41	15	57.7%	$7.08	$14,720	80%
29-2056	Veterinary Technologists & Technicians	Associate's Degree	30	46	16	53.3%	$10.88	$22,620	123%
25-2023	Voc. Ed. Teachers, Middle School	Bachelor's Degree	ND	ND	ND	ND	ND	ND	ND
25-1194	Voc. Ed. Teachers, Postsecondary	Doctoral Degree	ND	ND	ND	ND	ND	ND	ND
25-2032	Voc. Ed. Teachers, Secondary School	Bachelor's Degree	ND	ND	ND	ND	ND	ND	ND
35-3031	Waiters & Waitresses	Short-Term On-the-Job Training	344	384	40	11.6%	$6.78	$14,100	77%
51-8031	Water & Liquid Waste Treatment Plant & System Operators	Long-Term On-the-Job Training	32	34	2	6.3%	$17.40	$36,190	197%

Table A.6: Long-Term Projected Occupational Growth in Wyoming's Northeast Region by Occupational Title, 2000 and 2010 (Continued)

SOC[a] Code and Occupation Title		Typical Education Requirements[b]	Employment 2000	Projected 2010	Change Number	Change Percent	2001 Average Wage Hourly	Annual	% of Poverty[c]
43-5111	Weighers, Measurers, Checkers, & Samplers, Recordkeeping	Short-Term On-the-Job Training	ND	ND	ND	ND	$10.62	$22,090	120%
51-4121	Welders, Cutters, Solderers, & Brazers	Postsecondary Vocational Training	143	240	97	67.8%	$15.89	$33,040	180%
51-4122	Welding, Soldering, & Brazing Machine Setters, Oper., & Tenders	Moderate-Term On-the-Job Training	ND	ND	ND	ND	ND	ND	ND
53-7073	Wellhead Pumpers	Moderate-Term On-the-Job Training	ND	ND	ND	ND	$11.50	$23,930	130%
13-1022	Wholesale & Retail Buyers, Except Farm Prod.	Bachelor's Degree	51	64	13	25.5%	$16.90	$35,160	191%
51-7042	Woodworking Machine Setters, Oper., & Tenders, Except Sawing	Moderate-Term On-the-Job Training	ND	ND	ND	ND	ND	ND	ND
43-9022	Word Processors & Typists	Moderate-Term On-the-Job Training	11	13	2	18.2%	$11.47	$23,860	130%
27-3043	Writers & Authors	Bachelor's Degree	ND	ND	ND	ND	ND	ND	ND
19-1023	Zoologists & Wildlife Biologists	Doctoral Degree	ND	ND	ND	ND	ND	ND	ND
	Total		**35,686**	**42,117**	**6,431**	**18.0%**	**$14.34**	**$30,999**	**168%**

[a]Standard Occupational Classification.
[b]As determined by the U.S. Department of Labor, Bureau of Labor Statistics.
[c]Based on $18,400 annually for a family of four (100% of the 2003 federal poverty guideline).
NA - No hourly wage available; annual only.
ND - Not disclosable due to confidentiality of information.

Figure A.7: Distribution of Projected Net Employment Growth of Occupations in Wyoming's Northeast Region by Major Group, 2010

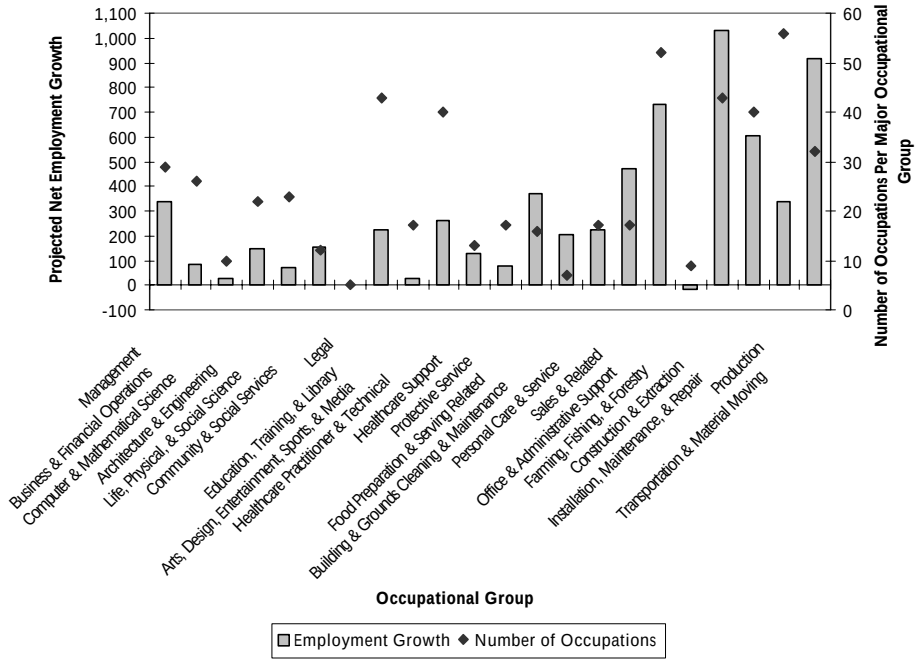

Figure A.8: Distribution of Projected Net Employment Growth of Occupations in Wyoming's Northeast Region by Typical Education Requirements,[a] 2010

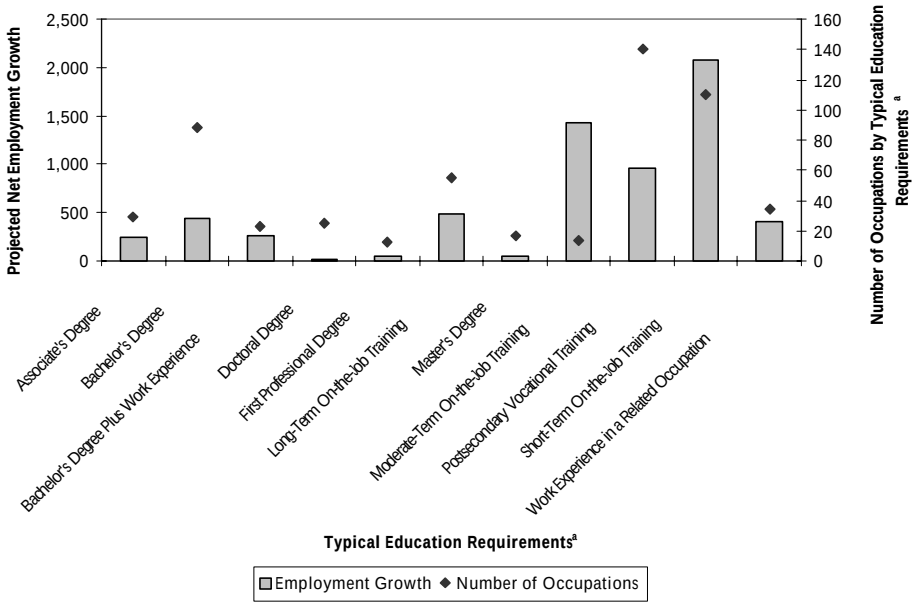

[a]As defined by the U.S. Department of Labor, Bureau of Labor Statistics.

Figure A.9: Distribution of Projected Net Employment Growth of Occupations in Wyoming's Northeast Region by Percentage of the 2003 Federal Poverty Guideline,[a] 2010

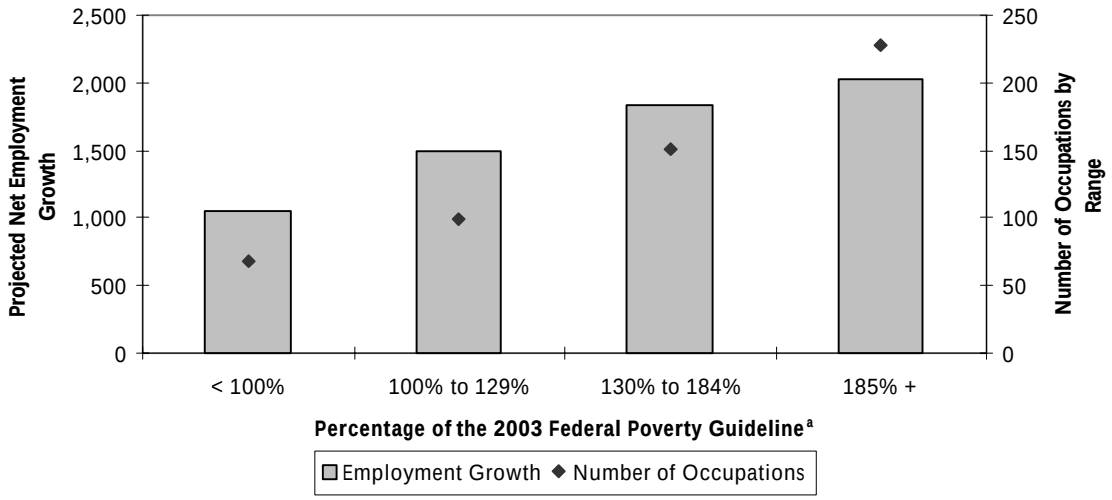

[a]Based on $18,400 annually for a family of four.

Table A.7: Long-Term Projected Occupational Growth in Wyoming's Northwest Region by Highest Net Growth, 2000 and 2010

Rank	SOC[a] Code and Occupation Title		Typical Education Requirements[b]	Employment 2000	Projected 2010	Change Number	Change Percent	2001 Average Wage Hourly	Annual	% of Poverty[c]
1	35-3021	Combined Food Prep. & Serving Workers, Incl. Fast Food	Short-Term On-the-Job Training	1,237	1,455	218	17.6%	$6.21	$12,920	70%
2	35-3031	Waiters & Waitresses	Moderate-Term On-the-Job Training	629	784	155	24.6%	$6.33	$13,160	72%
3	37-2012	Maids & Housekeeping Cleaners	Short-Term On-the-Job Training	588	743	155	26.4%	$6.31	$13,130	71%
4	41-2031	Janitors & Cleaners, Except Maids & Housekeeping Cleaners	Short-Term On-the-Job Training	1,041	1,195	154	14.8%	$8.83	$18,370	100%
5	31-1012	Nursing Aides, Orderlies, & Attend.	Short-Term On-the-Job Training	625	723	98	15.7%	$8.11	$16,880	92%
6	29-1111	Registered Nurses	Associate's Degree	586	681	95	16.2%	$17.92	$37,280	203%
7	43-3031	Bookkeeping, Accounting, & Auditing Clerks	Moderate-Term On-the-Job Training	743	836	93	12.5%	$10.51	$21,850	119%
8	37-2011	Janitors & Cleaners, Except Maids & Housekeeping Cleaners	Short-Term On-the-Job Training	684	773	89	13.0%	$9.58	$19,920	108%
9	39-9011	Child Care Workers	Short-Term On-the-Job Training	341	429	88	25.8%	$6.87	$14,280	78%
10	43-6011	Executive Secretaries & Administrative Assistants	Moderate-Term On-the-Job Training	478	564	86	18.0%	$12.14	$25,250	137%
11	47-3012	Helpers--Carpenters	Short-Term On-the-Job Training	ND	ND	ND	ND	$9.86	$20,500	111%
12	11-1021	General & Operations Managers	Bachelor's Degree Plus Exp.	786	858	72	9.2%	$24.77	$51,520	280%
13	35-2014	Cooks, Restaurant	Long-Term On-the-Job Training	295	364	69	23.4%	$7.16	$14,880	81%
14	49-9042	Maintenance & Repair Workers, General	Long-Term On-the-Job Training	480	545	65	13.5%	$12.54	$26,070	142%
15	41-2011	Cashiers	Short-Term On-the-Job Training	718	777	59	8.2%	$7.41	$15,410	84%
16	41-1011	First-Line Sprvsrs./Mgrs. of Retail Sales Workers	Exp. in a Related Occupation	400	458	58	14.5%	$11.92	$24,790	135%
17	35-3011	Bartenders	Short-Term On-the-Job Training	239	295	56	23.4%	$6.47	$13,470	73%
18	47-2031	Carpenters	Long-Term On-the-Job Training	233	289	56	24.0%	$14.05	$29,220	159%
19	35-9021	Dishwashers	Short-Term On-the-Job Training	242	297	55	22.7%	$6.10	$12,690	69%
20	21-9099	All Other Counselors, Social & Religious Workers	Bachelor's Degree	218	270	52	23.9%	$14.41	$29,960	163%
21	43-6014	Secretaries, Except Legal, Medical, & Executive	Moderate-Term On-the-Job Training	734	783	49	6.7%	$9.34	$19,420	106%
22	43-9061	Office Clerks, General	Short-Term On-the-Job Training	418	466	48	11.5%	$8.33	$17,330	94%
23	39-9021	Personal & Home Care Aides	Short-Term On-the-Job Training	170	216	46	27.1%	$6.54	$13,600	74%
24	53-3031	Driver/Sales Workers	Short-Term On-the-Job Training	ND	ND	ND	ND	$7.38	$15,350	83%
25	49-3023	Automotive Service Technicians & Mechanics	Postsecondary Vocational Training	239	285	46	19.2%	$13.31	$27,680	150%
26	43-5081	Stock Clerks & Order Fillers	Short-Term On-the-Job Training	236	280	44	18.6%	$9.88	$20,550	112%
27	35-1012	First-Line Sprvsrs./Mgrs. of Food Prep. & Serv. Workers	Exp. in a Related Occupation	216	254	38	17.6%	$9.62	$20,000	109%
28	37-3011	Landscaping & Groundskeeping Workers	Short-Term On-the-Job Training	133	169	36	27.1%	$9.87	$20,520	112%
29	47-2061	Construction Laborers	Moderate-Term On-the-Job Training	243	279	36	14.8%	$9.83	$20,450	111%
30	43-4171	Receptionists & Information Clerks	Short-Term On-the-Job Training	203	238	35	17.2%	$8.00	$16,650	90%
31	35-3022	Counter Attend., Cafeteria, Food Concession, & Coffee Shop	Short-Term On-the-Job Training	ND	ND	ND	ND	$6.31	$13,120	71%
32	35-1011	Chefs & Head Cooks	Postsecondary Vocational Training	176	211	35	19.9%	$10.70	$22,250	121%
33	43-1011	First-Line Sprvsrs./Mgrs. of Office & Admin. Support Workers	Exp. in a Related Occupation	266	300	34	12.8%	$15.42	$32,080	174%
34	25-9041	Teacher Assistants	Short-Term On-the-Job Training	517	549	32	6.2%	NA	$16,440	89%
35	29-2061	Licensed Practical & Licensed Vocational Nurses	Postsecondary Vocational Training	181	213	32	17.7%	$12.94	$26,910	146%
36	47-2152	Plumbers, Pipefitters, & Steamfitters	Long-Term On-the-Job Training	253	285	32	12.6%	$15.02	$31,240	170%

Table A.7: Long-Term Projected Occupational Growth in Wyoming's Northwest Region by Highest Net Growth, 2000 and 2010 (Continued)

Rank	SOC[a] Code and Occupation Title		Typical Education Requirements[b]	Employment 2000	Projected 2010	Change Number	Change Percent	2001 Average Wage Hourly	Annual	% of Poverty[c]
37	25-2021	Elementary School Teachers, Except Special Ed.	Bachelor's Degree	508	538	30	5.9%	NA	$33,970	185%
38	35-2012	Cooks, Institution & Cafeteria	Long-Term On-the-Job Training	324	353	29	9.0%	$8.11	$16,860	92%
39	35-2021	Food Prep. Workers	Short-Term On-the-Job Training	195	223	28	14.4%	$7.25	$15,080	82%
40	13-2011	Accountants & Auditors	Bachelor's Degree	129	157	28	21.7%	$22.85	$47,540	258%
41	53-3033	Truck Drivers, Light or Delivery Services	Short-Term On-the-Job Training	154	181	27	17.5%	$11.13	$23,150	126%
42	19-4099	Life, Physical, & Social Science Technicians, All Other	Associate's Degree	32	55	23	71.9%	$16.17	$33,630	183%
43	17-2171	Petroleum Engineers	Bachelor's Degree	ND	ND	ND	ND	$32.74	$68,100	370%
44	25-2031	Secondary School Teachers, Except Special & Voc. Ed.	Bachelor's Degree	370	392	22	5.9%	NA	$37,590	204%
45	11-9141	Property, Real Estate, & Community Association Managers	Bachelor's Degree	ND	ND	ND	ND	$13.69	$28,480	155%
46	53-3022	Bus Drivers, School	Short-Term On-the-Job Training	286	307	21	7.3%	$9.65	$20,080	109%
47	11-9051	Food Service Managers	Exp. in a Related Occupation	113	134	21	18.6%	$14.44	$30,040	163%
48	35-9011	Dining Room & Cafeteria Attendants & Bartender Helpers	Short-Term On-the-Job Training	68	88	20	29.4%	$6.51	$13,530	74%
49	11-9021	Construction Managers	Bachelor's Degree	67	87	20	29.9%	$17.82	$37,070	201%
50	41-3031	Securities, Commodities, & Financial Services Sales Agents	Bachelor's Degree	32	50	18	56.3%	$32.06	$66,690	362%
51	43-6013	Medical Secretaries	Postsecondary Vocational Training	100	118	18	18.0%	$10.14	$21,100	115%
52	51-6011	Laundry & Dry Cleaning Workers	Moderate-Term On-the-Job Training	105	122	17	16.2%	$7.44	$15,470	84%
53	45-2092	Farmworkers & Laborers, Crop, Nursery, & Greenhouse	Short-Term On-the-Job Training	ND	ND	ND	ND	ND	ND	ND
54	17-2051	Civil Engineers	Bachelor's Degree	38	55	17	44.7%	$22.95	$47,740	259%
55	43-9021	Data Entry Keyers	Moderate-Term On-the-Job Training	36	53	17	47.2%	$8.44	$17,550	95%
56	39-3091	Amusement & Recreation Attendants	Short-Term On-the-Job Training	ND	ND	ND	ND	$7.86	$16,340	89%
57	31-9091	Dental Assistants	Moderate-Term On-the-Job Training	95	112	17	17.9%	$10.03	$20,870	113%
58	21-1093	Social & Human Service Assistants	Moderate-Term On-the-Job Training	92	108	16	17.4%	$12.57	$26,150	142%
59	47-2051	Cement Masons & Concrete Finishers	Long-Term On-the-Job Training	179	195	16	8.9%	$13.77	$28,630	156%
60	33-9032	Security Guards	Short-Term On-the-Job Training	60	75	15	25.0%	$9.61	$20,000	109%
61	19-2021	Atmospheric & Space Scientists	Bachelor's Degree	ND	ND	ND	ND	ND	ND	ND
62	25-2022	Middle School Teachers, Except Special & Voc. Ed.	Bachelor's Degree	258	273	15	5.8%	NA	$33,880	184%
63	43-4081	Hotel, Motel, & Resort Desk Clerks	Short-Term On-the-Job Training	ND	ND	ND	ND	ND	ND	ND
64	43-4181	Reservation & Transportation Ticket Agents & Travel Clerks	Short-Term On-the-Job Training	ND	ND	ND	ND	$8.84	$18,380	100%
65	43-4051	Customer Service Representatives	Moderate-Term On-the-Job Training	143	157	14	9.8%	$10.39	$21,610	117%
66	45-2093	Farmworkers, Farm & Ranch Animals	Short-Term On-the-Job Training	ND	ND	ND	ND	$8.91	$18,540	101%
67	31-9099	Healthcare Support Workers, All Other	Short-Term On-the-Job Training	70	83	13	18.6%	$9.55	$19,870	108%
68	29-1123	Physical Therapists	Master's Degree	77	90	13	16.9%	$23.92	$49,750	270%
69	49-1011	First-Line Sprvsrs./Mgrs. of Mechanics, Install., & Repairers	Exp. in a Related Occupation	211	224	13	6.2%	$20.72	$43,090	234%
70	31-9096	Veterinary Assistants & Laboratory Animal Caretakers	Short-Term On-the-Job Training	ND	ND	ND	ND	ND	ND	ND
71	37-3013	Tree Trimmers & Pruners	Short-Term On-the-Job Training	ND	ND	ND	ND	$8.69	$18,080	98%
72	37-1011	First-Line Sprvsrs./Mgrs. of Housekeeping & Janit. Workers	Exp. in a Related Occupation	82	94	12	14.6%	$12.11	$25,190	137%
73	51-2092	Team Assemblers	Moderate-Term On-the-Job Training	29	41	12	41.4%	$9.09	$18,910	103%
74	53-6099	Transportation Workers, All Other	Short-Term On-the-Job Training	136	148	12	8.8%	$14.51	$30,180	164%
75	47-2111	Electricians	Long-Term On-the-Job Training	250	262	12	4.8%	$18.99	$39,500	215%
76	25-3999	All Other Teachers, Primary, Secondary, & Adult	Bachelor's Degree	ND	ND	ND	ND	NA	$32,140	175%

Table A.7: Long-Term Projected Occupational Growth in Wyoming's Northwest Region by Highest Net Growth, 2000 and 2010 (Continued)

Rank	SOC[a] Code and Occupation Title		Typical Education Requirements[b]	Employment 2000	Projected 2010	Change Number	Change Percent	2001 Average Wage Hourly	Annual	% of Poverty[c]
77	29-1051	Pharmacists	First Professional Degree	84	96	12	14.3%	$31.40	$65,320	355%
78	39-9032	Recreation Workers	Bachelor's Degree	ND	ND	ND	ND	$7.96	$16,550	90%
79	11-3011	Administrative Services Managers	Bachelor's Degree Plus Exp.	71	83	12	16.9%	$16.19	$33,670	183%
80	29-2021	Dental Hygienists	Associate's Degree	66	77	11	16.7%	$20.09	$41,780	227%
81	11-9151	Social & Community Service Managers	Bachelor's Degree	47	58	11	23.4%	$17.77	$36,960	201%
82	25-4010	Archivists, Curators, & Museum Technicians	Master's Degree	ND	ND	ND	ND	ND	ND	ND
83	49-9021	Heating, Air Conditioning, & Refriger. Mechanics & Installers	Long-Term On-the-Job Training	ND	ND	ND	ND	$14.93	$31,050	169%
84	11-9111	Medical & Health Services Managers	Bachelor's Degree Plus Exp.	71	82	11	15.5%	$24.60	$51,160	278%
85	53-6031	Service Station Attendants	Short-Term On-the-Job Training	92	102	10	10.9%	$7.47	$15,540	84%
86	41-3041	Travel Agents	Postsecondary Vocational Training	ND	ND	ND	ND	ND	ND	ND
87	29-2041	Emrgncy. Med. Techs. & Paramedics	Postsecondary Vocational Training	106	116	10	9.4%	$7.01	$14,580	79%
88	41-3011	Advertising Sales Agents	Moderate-Term On-the-Job Training	66	76	10	15.2%	$10.48	$21,790	118%
89	41-2021	Counter & Rental Clerks	Short-Term On-the-Job Training	132	142	10	7.6%	$7.52	$15,630	85%
90	47-2141	Painters, Construction & Maintenance	Moderate-Term On-the-Job Training	70	80	10	14.3%	$12.07	$25,100	136%
91	53-7062	Laborers & Freight, Stock, & Material Movers, Hand	Short-Term On-the-Job Training	227	237	10	4.4%	$7.66	$15,940	87%
92	41-4012	Sales Reps., Whlsle. & Manuf., Except Tech. & Scientif. Prod.	Moderate-Term On-the-Job Training	171	181	10	5.8%	$14.52	$30,210	164%
93	31-1011	Home Health Aides	Short-Term On-the-Job Training	54	63	9	16.7%	$8.02	$16,690	91%
94	47-1011	First-Line Sprvsrs./Mgrs. of Constr. Trades & Extract. Workers	Exp. in a Related Occupation	205	214	9	4.4%	$20.96	$43,600	237%
95	33-9099	Protect. Serv. Workers, All Other	Short-Term On-the-Job Training	57	66	9	15.8%	$15.04	$31,280	170%
96	43-4999	All Other Financial, Information, & Record Clerks	Short-Term On-the-Job Training	70	79	9	12.9%	$14.10	$29,340	159%
97	47-2073	Operating Engineers & Other Constr. Equip. Operators	Moderate-Term On-the-Job Training	147	156	9	6.1%	$15.75	$32,760	178%
98	17-1022	Surveyors	Bachelor's Degree	24	32	8	33.3%	$23.08	$48,010	261%
99	49-9091	Coin, Vending, & Amusement Machine Servicers & Repairers	Moderate-Term On-the-Job Training	ND	ND	ND	ND	ND	ND	ND
100	51-3023	Slaughterers & Meat Packers	Moderate-Term On-the-Job Training	ND	ND	ND	ND	ND	ND	ND
101	43-9999	All Other Secretaries, Admin. Asst., & Other Office Supp. Workers	Short-Term On-the-Job Training	47	55	8	17.0%	$9.19	$19,100	104%
102	39-1021	First-Line Sprvsrs./Mgrs. of Personal Service Workers	Exp. in a Related Occupation	ND	ND	ND	ND	$8.87	$18,440	100%
103	29-1062	Family & General Practitioners	First Professional Degree	51	59	8	15.7%	$56.15	$116,790	635%
104	39-6011	Baggage Porters & Bellhops	Short-Term On-the-Job Training	ND	ND	ND	ND	ND	ND	ND
105	29-1041	Optometrists	First Professional Degree	ND	ND	ND	ND	ND	ND	ND
106	23-1011	Lawyers	First Professional Degree	61	69	8	13.1%	$20.60	$42,840	233%
107	21-1023	Mental Health & Substance Abuse Social Workers	Master's Degree	ND	ND	ND	ND	ND	ND	ND
108	35-2015	Cooks, Short Order	Short-Term On-the-Job Training	ND	ND	ND	ND	$6.47	$13,460	73%
109	21-1021	Child, Family, & School Social Workers	Bachelor's Degree	ND	ND	ND	ND	$9.03	$18,780	102%
110	51-4021	Extruding & Drawing Machine Setters, Oper., & Tenders, Metal & Plastic	Moderate-Term On-the-Job Training	ND	ND	ND	ND	ND	ND	ND

Table A.7: Long-Term Projected Occupational Growth in Wyoming's Northwest Region by Highest Net Growth, 2000 and 2010 (Continued)

Rank	SOC[a] Code and Occupation Title		Typical Education Requirements[b]	Employment 2000	Projected 2010	Change Number	Change Percent	2001 Average Wage Hourly	Annual	% of Poverty[c]
111	21-1014	Mental Health Counselors	Master's Degree	ND	ND	ND	ND	ND	ND	ND
112	37-3012	Pesticide Handlers, Sprayers, & Applicators, Vegetation	Moderate-Term On-the-Job Training	ND	ND	ND	ND	$11.08	$23,040	125%
113	29-2034	Radiologic Technologists & Technicians	Associate's Degree	42	49	7	16.7%	$16.85	$35,040	190%
114	47-4999	All Other Construction Trades & Related Workers	Moderate-Term On-the-Job Training	ND	ND	ND	ND	$12.58	$26,180	142%
115	51-9199	Production Workers, All Other	Moderate-Term On-the-Job Training	116	123	7	6.0%	$9.40	$19,540	106%
116	43-3021	Billing & Posting Clerks & Machine Operators	Short-Term On-the-Job Training	114	121	7	6.1%	$10.19	$21,200	115%
117	31-9094	Medical Transcriptionists	Postsecondary Vocational Training	40	47	7	17.5%	$10.73	$22,310	121%
118	43-6012	Legal Secretaries	Postsecondary Vocational Training	ND	ND	ND	ND	$11.23	$23,350	127%
119	27-3091	Interpreters & Translators	Long-Term On-the-Job Training	ND	ND	ND	ND	ND	ND	ND
120	43-4111	Interviewers, Except Eligibility & Loan	Short-Term On-the-Job Training	35	42	7	20.0%	$9.18	$19,090	104%
121	43-5071	Shipping, Receiving, & Traffic Clerks	Short-Term On-the-Job Training	66	73	7	10.6%	$10.00	$20,790	113%
122	33-3051	Police & Sheriff's Patrol Officers	Long-Term On-the-Job Training	121	128	7	5.8%	$15.76	$32,770	178%
123	49-2011	Computer, Automated Teller, & Office Machine Repairers	Postsecondary Vocational Training	20	26	6	30.0%	$14.04	$29,210	159%
124	29-2052	Pharmacy Technicians	Moderate-Term On-the-Job Training	44	50	6	13.6%	$10.83	$22,530	122%
125	29-1122	Occupational Therapists	Bachelor's Degree	35	41	6	17.1%	$26.52	$55,170	300%
126	29-2011	Medical & Clinical Laboratory Technologists	Bachelor's Degree	37	43	6	16.2%	$19.30	$40,150	218%
127	39-2021	Nonfarm Animal Caretakers	Short-Term On-the-Job Training	ND	ND	ND	ND	$7.84	$16,300	89%
128	29-2071	Medical Records & Health Information Technicians	Associate's Degree	37	43	6	16.2%	$10.82	$22,510	122%
129	29-2056	Veterinary Technologists & Technicians	Associate's Degree	ND	ND	ND	ND	ND	ND	ND
130	47-2171	Reinforcing Iron & Rebar Workers	Long-Term On-the-Job Training	ND	ND	ND	ND	ND	ND	ND
131	17-3031	Surveying & Mapping Technicians	Moderate-Term On-the-Job Training	23	29	6	26.1%	$13.31	$27,680	150%
132	11-9032	Education Administrators, Elementary & Secondary School	Bachelor's Degree Plus Exp.	94	100	6	6.4%	NA	$54,930	299%
133	25-2032	Voc. Ed. Teachers, Secondary School	Bachelor's Degree	93	99	6	6.5%	NA	$33,130	180%
134	51-3021	Butchers & Meat Cutters	Long-Term On-the-Job Training	53	59	6	11.3%	$12.00	$24,950	136%
135	37-1012	First-Line Sprvsrs./Mgrs. of Landscaping, Lawn Service, & Groundskeeping Workers	Exp. in a Related Occupation	ND	ND	ND	ND	$17.13	$35,620	194%
136	47-3014	Helpers--Painters, Paperhangers, Plasterers, & Stucco Masons	Short-Term On-the-Job Training	ND	ND	ND	ND	ND	ND	ND
137	17-3011	Architectural & Civil Drafters	Postsecondary Vocational Training	13	19	6	46.2%	$13.95	$29,020	158%
138	29-1127	Speech-Language Pathologists	Master's Degree	44	50	6	13.6%	$21.15	$43,990	239%
139	29-1069	Physicians & Surgeons, All Other	First Professional Degree	ND	ND	ND	ND	ND	ND	ND
140	43-2011	Switchboard Operators, Incl. Answering Service	Short-Term On-the-Job Training	32	37	5	15.6%	$9.15	$19,020	103%
141	27-1024	Graphic Designers	Bachelor's Degree	25	30	5	20.0%	$15.85	$32,970	179%
142	21-1012	Educational, Vocational, & School Counselors	Master's Degree	72	77	5	6.9%	$17.25	$35,880	195%
143	13-2099	Financial Specialists, All Other	Bachelor's Degree	ND	ND	ND	ND	ND	ND	ND
144	49-2022	Telecomm. Equip. Install. & Repairers, Except Line Installers	Postsecondary Vocational Training	85	90	5	5.9%	$23.92	$49,750	270%
145	47-3016	Helpers--Roofers	Short-Term On-the-Job Training	47	52	5	10.6%	$8.80	$18,300	99%

Table A.7: Long-Term Projected Occupational Growth in Wyoming's Northwest Region by Highest Net Growth, 2000 and 2010 (Continued)

Rank	SOC[a] Code and Occupation Title		Typical Education Requirements[b]	Employment 2000	Projected 2010	Change Number	Change Percent	2001 Average Wage Hourly	Annual	% of Poverty[c]
146	39-9041	Residential Advisors	Moderate-Term On-the-Job Training	31	36	5	16.1%	$8.90	$18,510	101%
147	25-3021	Self-Enrichment Education Teachers	Exp. in a Related Occupation	21	26	5	23.8%	$12.32	$25,640	139%
148	49-9044	Millwrights	Long-Term On-the-Job Training	ND	ND	ND	ND	ND	ND	ND
149	13-1199	Business Operations Specialists, All Other	Bachelor's Degree	71	76	5	7.0%	$17.31	$36,010	196%
150	49-3041	Farm Equip. Mechanics	Postsecondary Vocational Training	36	41	5	13.9%	$11.43	$23,780	129%
151	11-9081	Lodging Managers	Exp. in a Related Occupation	ND	ND	ND	ND	$12.05	$25,070	136%
152	31-2021	Physical Therapist Assistants	Associate's Degree	26	31	5	19.2%	$14.71	$30,590	166%
153	47-2181	Roofers	Moderate-Term On-the-Job Training	32	36	4	12.5%	$12.30	$25,580	139%
154	25-4031	Library Technicians	Short-Term On-the-Job Training	69	73	4	5.8%	$8.63	$17,950	98%
155	41-1012	First-Line Sprvsrs./Mgrs. of Non-Retail Sales Workers	Exp. in a Related Occupation	33	37	4	12.1%	$19.46	$40,480	220%
156	51-3022	Meat, Poultry, & Fish Cutters & Trimmers	Short-Term On-the-Job Training	35	39	4	11.4%	$6.63	$13,780	75%
157	35-9031	Hosts & Hostesses, Restaurant, Lounge, & Coffee Shop	Short-Term On-the-Job Training	ND	ND	ND	ND	ND	ND	ND
158	25-2041	Special Ed. Teachers, Preschool, Kndrgrtn., & Elem. School	Bachelor's Degree	72	76	4	5.6%	NA	$35,250	192%
159	25-1194	Voc. Ed. Teachers, Postsecondary	Doctoral Degree	ND	ND	ND	ND	ND	ND	ND
160	51-5022	Prepress Technicians & Workers	Long-Term On-the-Job Training	28	32	4	14.3%	$9.03	$18,780	102%
161	19-3011	Economists	Bachelor's Degree	ND	ND	ND	ND	ND	ND	ND
162	25-4021	Librarians	Master's Degree	62	66	4	6.5%	$17.59	$36,590	199%
163	15-1021	Computer Programmers	Bachelor's Degree	15	19	4	26.7%	$18.29	$38,040	207%
164	53-3021	Bus Drivers, Transit & Intercity	Moderate-Term On-the-Job Training	ND	ND	ND	ND	ND	ND	ND
165	29-2012	Medical & Clinical Laboratory Technicians	Associate's Degree	25	29	4	16.0%	$17.04	$35,450	193%
166	41-3021	Insurance Sales Agents	Bachelor's Degree	ND	ND	ND	ND	$21.91	$45,570	248%
167	21-1015	Rehabilitation Counselors	Master's Degree	17	21	4	23.5%	$13.76	$28,620	156%
168	25-2042	Special Ed. Teachers, Middle School	Bachelor's Degree	66	70	4	6.1%	NA	$35,340	192%
169	49-9095	Manufactured Building & Mobile Home Installers	Moderate-Term On-the-Job Training	ND	ND	ND	ND	ND	ND	ND
170	17-2199	Engineers, All Other	Bachelor's Degree	35	39	4	11.4%	$29.10	$60,520	329%
171	39-6012	Concierges	Exp. in a Related Occupation	ND	ND	ND	ND	ND	ND	ND
172	13-1051	Cost Estimators	Bachelor's Degree	ND	ND	ND	ND	$18.93	$39,370	214%
173	25-2012	Kndrgrtn. Teachers, Except Special Ed.	Bachelor's Degree	62	64	4	6.5%	NA	$32,300	176%
174	29-9199	Health Professionals & Technicians, All Other	Associate's Degree	18	22	4	22.2%	$12.81	$26,650	145%
175	49-9051	Electrical Power-Line Installers & Repairers	Long-Term On-the-Job Training	81	85	4	4.9%	$21.64	$45,020	245%
176	41-9099	Sales & Related Workers, All Other	Moderate-Term On-the-Job Training	19	23	4	21.1%	$7.49	$15,580	85%
177	13-1073	Training & Development Specialists	Bachelor's Degree	20	24	4	20.0%	$16.24	$33,770	184%
178	43-4161	Human Resources Assistants, Except Payroll & Timekeeping	Short-Term On-the-Job Training	ND	ND	ND	ND	ND	ND	ND
179	19-3031	Clinical, Counseling, & School Psychologists	Bachelor's Degree	36	39	3	8.3%	$22.85	$47,530	258%
180	43-9051	Mail Clerks & Mail Machine Operators, Except Postal Serv.	Short-Term On-the-Job Training	ND	ND	ND	ND	$7.00	$14,560	79%
181	29-1131	Veterinarians	First Professional Degree	ND	ND	ND	ND	ND	ND	ND

Table A.7: Long-Term Projected Occupational Growth in Wyoming's Northwest Region by Highest Net Growth, 2000 and 2010 (Continued)

Rank	SOC[a] Code and Occupation Title		Typical Education Requirements[b]	Employment 2000	Projected 2010	Change Number	Change Percent	2001 Average Wage Hourly	Annual	% of Poverty[c]
182	29-1071	Physician Assistants	Bachelor's Degree	21	24	3	14.3%	$37.32	$77,620	422%
183	43-3011	Bill & Account Collectors	Short-Term On-the-Job Training	25	28	3	12.0%	$9.70	$20,170	110%
184	51-9132	Photographic Processing Machine Operators	Short-Term On-the-Job Training	ND	ND	ND	ND	ND	ND	ND
185	21-1011	Substance Abuse & Behavioral Disorder Counselors	Master's Degree	ND	ND	ND	ND	ND	ND	ND
186	11-9199	Managers, All Other	Exp. in a Related Occupation	85	88	3	3.5%	$23.17	$48,190	262%
187	13-1071	Employment, Recruitment, & Placement Specialists	Bachelor's Degree	27	30	3	11.1%	$14.59	$30,340	165%
188	47-2081	Drywall & Ceiling Tile Installers	Moderate-Term On-the-Job Training	ND	ND	ND	ND	ND	ND	ND
189	29-2054	Respiratory Therapy Technicians	Postsecondary Vocational Training	18	21	3	16.7%	$15.23	$31,680	172%
190	29-1020	Dentists	First Professional Degree	ND	ND	ND	ND	ND	ND	ND
191	29-1067	Surgeons	First Professional Degree	ND	ND	ND	ND	ND	ND	ND
192	29-2081	Opticians, Dispensing	Long-Term On-the-Job Training	ND	ND	ND	ND	ND	ND	ND
193	27-3020	News Analysts, Reporters & Correspondents	Long-Term On-the-Job Training	ND	ND	ND	ND	ND	ND	ND
194	31-9092	Medical Assistants	Moderate-Term On-the-Job Training	17	20	3	17.6%	$10.63	$22,100	120%
195	43-4151	Order Clerks	Short-Term On-the-Job Training	48	51	3	6.3%	$10.59	$22,020	120%
196	21-1022	Medical & Public Health Social Workers	Bachelor's Degree	18	21	3	16.7%	$19.15	$39,840	217%
197	33-3031	Fish & Game Wardens	Long-Term On-the-Job Training	28	31	3	10.7%	$18.60	$38,700	210%
198	25-2043	Special Ed. Teachers, Secondary School	Bachelor's Degree	50	53	3	6.0%	NA	$33,080	180%
199	45-1011	First-Line Sprvsrs./Mgrs. of Farm., Fishing, & Forestry Workers	Exp. in a Related Occupation	ND	ND	ND	ND	$14.02	$29,170	159%
200	51-7011	Cabinetmakers & Bench Carpenters	Long-Term On-the-Job Training	ND	ND	ND	ND	ND	ND	ND
201	43-4061	Eligibility Interviewers, Government Programs	Moderate-Term On-the-Job Training	ND	ND	ND	ND	ND	ND	ND
202	39-5012	Hairdressers, Hairstylists, & Cosmetologists	Postsecondary Vocational Training	ND	ND	ND	ND	ND	ND	ND
203	49-9031	Home Appliance Repairers	Long-Term On-the-Job Training	ND	ND	ND	ND	ND	ND	ND
204	51-5021	Job Printers	Long-Term On-the-Job Training	18	21	3	16.7%	$9.51	$19,780	108%
205	33-3012	Correctional Officers & Jailers	Moderate-Term On-the-Job Training	54	57	3	5.6%	$11.66	$24,250	132%
206	27-4021	Photographers	Long-Term On-the-Job Training	16	19	3	18.8%	$10.56	$21,960	119%
207	41-2022	Parts Salespersons	Moderate-Term On-the-Job Training	69	72	3	4.3%	$10.26	$21,340	116%
208	11-3031	Financial Managers	Bachelor's Degree Plus Exp.	158	161	3	1.9%	$22.34	$46,460	253%
209	47-4011	Construction & Building Inspectors	Exp. in a Related Occupation	16	18	2	12.5%	$18.35	$38,170	207%
210	35-3041	Food Servers, Nonrestaurant	Short-Term On-the-Job Training	ND	ND	ND	ND	ND	ND	ND
211	29-2055	Surgical Technologists	Postsecondary Vocational Training	15	17	2	13.3%	$12.64	$26,290	143%
212	29-1125	Recreational Therapists	Bachelor's Degree	ND	ND	ND	ND	$8.46	$17,600	96%
213	47-4031	Fence Erectors	Moderate-Term On-the-Job Training	21	23	2	9.5%	$10.90	$22,680	123%
214	29-9010	Occupational Health & Safety Specialists & Technicians	Bachelor's Degree	ND	ND	ND	ND	$24.49	$50,940	277%
215	33-2011	Fire Fighters	Long-Term On-the-Job Training	ND	ND	ND	ND	$21.73	$45,210	246%
216	37-9099	All Other Bldg. & Grounds Cleaning & Mainten. Workers	Short-Term On-the-Job Training	ND	ND	ND	ND	ND	ND	ND
217	27-1023	Floral Designers	Moderate-Term On-the-Job Training	20	22	2	10.0%	$7.55	$15,700	85%
218	27-3031	Public Relations Specialists	Bachelor's Degree	16	18	2	12.5%	$14.04	$29,200	159%
219	21-1013	Marriage & Family Therapists	Master's Degree	ND	ND	ND	ND	ND	ND	ND
220	29-1126	Respiratory Therapists	Associate's Degree	12	14	2	16.7%	$16.85	$35,040	190%

Table A.7: Long-Term Projected Occupational Growth in Wyoming's Northwest Region by Highest Net Growth, 2000 and 2010 (Continued)

Rank	SOC[a] Code and Occupation Title		Typical Education Requirements[b]	Employment 2000	Projected 2010	Change Number	Change Percent	2001 Average Wage Hourly	Annual	% of Poverty[c]
221	25-9031	Instructional Coordinators	Master's Degree	24	26	2	8.3%	$22.78	$47,380	258%
222	27-3041	Editors	Bachelor's Degree	14	16	2	14.3%	$16.21	$33,710	183%
223	17-3022	Civil Engineering Technicians	Associate's Degree	ND	ND	ND	ND	ND	ND	ND
224	51-2099	Assemblers & Fabricators, All Other	Moderate-Term On-the-Job Training	ND	ND	ND	ND	ND	ND	ND
225	47-2042	Floor Layers, Except Carpet, Wood, & Hard Tiles	Moderate-Term On-the-Job Training	ND	ND	ND	ND	ND	ND	ND
226	43-4071	File Clerks	Short-Term On-the-Job Training	17	19	2	11.8%	$6.79	$14,110	77%
227	47-2221	Structural Iron & Steel Workers	Long-Term On-the-Job Training	ND	ND	ND	ND	ND	ND	ND
228	47-2041	Carpet Installers	Moderate-Term On-the-Job Training	ND	ND	ND	ND	ND	ND	ND
229	51-6099	Textile, Apparel, & Furnishings Workers, All Other	Moderate-Term On-the-Job Training	15	17	2	13.3%	$16.02	$33,330	181%
230	25-2023	Voc. Ed. Teachers, Middle School	Bachelor's Degree	ND	ND	ND	ND	NA	$29,930	163%
231	11-9033	Education Administrators, Postsecondary	Bachelor's Degree Plus Exp.	32	34	2	6.3%	$29.35	$61,050	332%
232	47-2211	Sheet Metal Workers	Moderate-Term On-the-Job Training	ND	ND	ND	ND	ND	ND	ND
233	13-1121	Meeting & Convention Planners	Bachelor's Degree	ND	ND	ND	ND	ND	ND	ND
234	13-2051	Financial Analysts	Bachelor's Degree	ND	ND	ND	ND	ND	ND	ND
235	47-3015	Helpers--Pipelayers, Plumbers, Pipefitters, & Steamfitters	Short-Term On-the-Job Training	ND	ND	ND	ND	ND	ND	ND
236	19-1031	Conservation Scientists	Bachelor's Degree	39	41	2	5.1%	$23.30	$48,470	263%
237	11-9031	Education Administrators, Preschool & Child Care Center/Program	Bachelor's Degree Plus Exp.	ND	ND	ND	ND	ND	ND	ND
238	49-3051	Motorboat Mechanics	Long-Term On-the-Job Training	ND	ND	ND	ND	ND	ND	ND
239	39-9031	Fitness Trainers & Aerobics Instructors	Postsecondary Vocational Training	73	75	2	2.7%	$10.16	$21,130	115%
240	51-5023	Printing Machine Operators	Moderate-Term On-the-Job Training	ND	ND	ND	ND	ND	ND	ND
241	47-4051	Highway Maintenance Workers	Moderate-Term On-the-Job Training	41	42	1	2.4%	$13.24	$27,540	150%
242	51-7021	Furniture Finishers	Long-Term On-the-Job Training	ND	ND	ND	ND	ND	ND	ND
243	45-4011	Forest & Conservation Workers	Moderate-Term On-the-Job Training	ND	ND	ND	ND	ND	ND	ND
244	49-9052	Telecommunications Line Installers & Repairers	Long-Term On-the-Job Training	31	32	1	3.2%	$13.95	$29,010	158%
245	11-1031	Legislators	Bachelor's Degree Plus Exp.	38	39	1	2.6%	$11.51	$23,940	130%
246	43-5031	Police, Fire, & Ambulance Dispatchers	Moderate-Term On-the-Job Training	37	38	1	2.7%	$10.51	$21,870	119%
247	43-4031	Court, Municipal, & License Clerks	Short-Term On-the-Job Training	25	26	1	4.0%	$11.92	$24,790	135%
248	43-3051	Payroll & Timekeeping Clerks	Short-Term On-the-Job Training	30	31	1	3.3%	$11.50	$23,930	130%
249	25-9199	Library, Museum, Training, & Other Ed. Workers, All Other	Bachelor's Degree	ND	ND	ND	ND	ND	ND	ND
250	25-1121	Art, Drama, & Music Teachers, Postsecondary	Doctoral Degree	ND	ND	ND	ND	ND	ND	ND
251	39-3199	All Other Gaming Workers	Moderate-Term On-the-Job Training	ND	ND	ND	ND	ND	ND	ND
252	39-3093	Locker Room, Coatroom, & Dressing Room Attendants	Short-Term On-the-Job Training	ND	ND	ND	ND	ND	ND	ND
253	25-9021	Farm & Home Management Advisors	Bachelor's Degree	ND	ND	ND	ND	$18.97	$39,460	214%
254	33-1099	First-Line Sprvsrs./Mgrs., Protect. Serv. Workers, All Other	Exp. in a Related Occupation	32	33	1	3.1%	$24.86	$51,700	281%
255	11-3021	Computer & Information Systems Managers	Bachelor's Degree Plus Exp.	41	42	1	2.4%	$20.52	$42,670	232%
256	41-9041	Telemarketers	Short-Term On-the-Job Training	12	13	1	8.3%	$9.30	$19,350	105%

Table A.7: Long-Term Projected Occupational Growth in Wyoming's Northwest Region by Highest Net Growth, 2000 and 2010 (Continued)

Rank	SOC[a] Code and Occupation Title		Typical Education Requirements[b]	Employment 2000	Projected 2010	Change Number	Change Percent	2001 Average Wage Hourly	Annual	% of Poverty[c]
257	51-5011	Bindery Workers	Moderate-Term On-the-Job Training	ND	ND	ND	ND	ND	ND	ND
258	47-3013	Helpers--Electricians	Short-Term On-the-Job Training	ND	ND	ND	ND	ND	ND	ND
259	47-2121	Glaziers	Long-Term On-the-Job Training	ND	ND	ND	ND	ND	ND	ND
260	29-1063	Internists, General	First Professional Degree	ND	ND	ND	ND	ND	ND	ND
261	49-2097	Elec. Home Entertainment Equip. Installers & Repairers	Postsecondary Vocational Training	ND	ND	ND	ND	ND	ND	ND
262	43-5011	Cargo & Freight Agents	Moderate-Term On-the-Job Training	ND	ND	ND	ND	ND	ND	ND
263	53-3011	Ambulance Drivers & Attend., Except Emrgncy. Med. Techs.	Moderate-Term On-the-Job Training	ND	ND	ND	ND	ND	ND	ND
264	51-8021	Stationary Engineers & Boiler Operators	Long-Term On-the-Job Training	16	17	1	6.3%	$18.80	$39,110	213%
265	39-9099	Personal Care & Service Workers, All Other	Short-Term On-the-Job Training	ND	ND	ND	ND	ND	ND	ND
266	53-2012	Commercial Pilots	Postsecondary Vocational Training	ND	ND	ND	ND	ND	ND	ND
267	13-1111	Management Analysts	Bachelor's Degree Plus Exp.	ND	ND	ND	ND	ND	ND	ND
268	29-1065	Pediatricians, General	First Professional Degree	ND	ND	ND	ND	ND	ND	ND
269	37-2021	Pest Control Workers	Moderate-Term On-the-Job Training	ND	ND	ND	ND	ND	ND	ND
270	31-9093	Medical Equip. Preparers	Short-Term On-the-Job Training	ND	ND	ND	ND	ND	ND	ND
271	25-1022	Mathematical Science Teachers, Postsecondary	Doctoral Degree	ND	ND	ND	ND	ND	ND	ND
272	39-4021	Funeral Attendants	Short-Term On-the-Job Training	ND	ND	ND	ND	ND	ND	ND
273	31-2022	Physical Therapist Aides	Short-Term On-the-Job Training	ND	ND	ND	ND	ND	ND	ND
274	11-3061	Purchasing Managers	Bachelor's Degree Plus Exp.	28	29	1	3.6%	$16.34	$34,000	185%
275	43-9022	Word Processors & Typists	Moderate-Term On-the-Job Training	ND	ND	ND	ND	ND	ND	ND
276	29-2032	Diagnostic Medical Sonographers	Associate's Degree	ND	ND	ND	ND	ND	ND	ND
277	29-2053	Psychiatric Technicians	Postsecondary Vocational Training	ND	ND	ND	ND	ND	ND	ND
278	53-3041	Taxi Drivers & Chauffeurs	Short-Term On-the-Job Training	ND	ND	ND	ND	ND	ND	ND
279	25-1193	Recreation & Fitness Studies Teachers, Postsecondary	Doctoral Degree	ND	ND	ND	ND	ND	ND	ND
280	13-1041	Compliance Officers, Except Agriculture, Construction, Health & Safety, & Transportation	Long-Term On-the-Job Training	37	38	1	2.7%	$14.64	$30,450	165%
281	25-1123	English Language & Literature Teachers, Postsecondary	Doctoral Degree	ND	ND	ND	ND	ND	ND	ND
282	43-5061	Production, Planning, & Expediting Clerks	Short-Term On-the-Job Training	20	21	1	5.0%	$14.28	$29,710	161%
283	11-9061	Funeral Directors	Associate's Degree	12	13	1	8.3%	$17.86	$37,140	202%
284	33-1012	First-Line Sprvsrs./Mgrs. of Police & Detectives	Exp. in a Related Occupation	19	20	1	5.3%	$19.80	$41,180	224%
285	19-1042	Medical Scientists, Except Epidemiologists	Doctoral Degree	ND	ND	ND	ND	ND	ND	ND
286	23-9099	All Other Legal & Related Workers	Bachelor's Degree	ND	ND	ND	ND	ND	ND	ND
287	39-6021	Tour Guides & Escorts	Moderate-Term On-the-Job Training	ND	ND	ND	ND	ND	ND	ND
288	27-1011	Art Directors	Bachelor's Degree Plus Exp.	ND	ND	ND	ND	ND	ND	ND
289	29-1031	Dietitians & Nutritionists	Bachelor's Degree	ND	ND	ND	ND	ND	ND	ND
290	43-5052	Postal Service Mail Carriers	Short-Term On-the-Job Training	39	40	1	2.6%	$18.01	$37,470	204%
291	27-2012	Producers & Directors	Bachelor's Degree Plus Exp.	ND	ND	ND	ND	ND	ND	ND
292	29-2031	Cardiovascular Technologists & Technicians	Associate's Degree	ND	ND	ND	ND	ND	ND	ND
293	51-6021	Pressers, Textile, Garment, & Related Materials	Short-Term On-the-Job Training	ND	ND	ND	ND	ND	ND	ND
294	29-1066	Psychiatrists	First Professional Degree	ND	ND	ND	ND	ND	ND	ND

Table A.7: Long-Term Projected Occupational Growth in Wyoming's Northwest Region by Highest Net Growth, 2000 and 2010 (Continued)

Rank	SOC[a] Code and Occupation Title		Typical Education Requirements[b]	Employment 2000	Projected 2010	Change Number	Change Percent	2001 Average Wage Hourly	Annual	% of Poverty[c]
295	47-2021	Brickmasons & Blockmasons	Long-Term On-the-Job Training	ND	ND	ND	ND	ND	ND	ND
296	43-3061	Procurement Clerks	Short-Term On-the-Job Training	12	13	1	8.3%	$12.68	$26,380	143%
297	13-2081	Tax Examiners, Collectors, & Revenue Agents	Bachelor's Degree	ND	ND	ND	ND	ND	ND	ND
298	27-3010	Announcers	Long-Term On-the-Job Training	ND	ND	ND	ND	$9.81	$20,400	111%
299	17-2071	Electrical Engineers	Bachelor's Degree	11	12	1	9.1%	$28.35	$58,960	320%
300	43-5032	Dispatchers, Except Police, Fire, & Ambulance	Moderate-Term On-the-Job Training	14	15	1	7.1%	$14.64	$30,460	166%
301	25-2011	Preschool Teachers, Except Special Ed.	Bachelor's Degree	ND	ND	ND	ND	ND	ND	ND
302	15-1061	Database Administrators	Bachelor's Degree	ND	ND	ND	ND	ND	ND	ND
303	13-2021	Appraisers & Assessors of Real Estate	Postsecondary Vocational Training	15	16	1	6.7%	$12.63	$26,270	143%
304	41-9022	Real Estate Sales Agents	Postsecondary Vocational Training	13	14	1	7.7%	$17.30	$35,990	196%
305	19-1023	Zoologists & Wildlife Biologists	Doctoral Degree	12	13	1	8.3%	$22.89	$47,620	259%
306	25-1042	Biological Science Teachers, Postsecondary	Doctoral Degree	ND	ND	ND	ND	ND	ND	ND
307	51-8031	Water & Liquid Waste Treatment Plant & System Operators	Long-Term On-the-Job Training	18	19	1	5.6%	$16.34	$33,980	185%
308	35-9099	Food Prep. & Serving Related Workers, All Other	Short-Term On-the-Job Training	ND	ND	ND	ND	ND	ND	ND
309	49-3011	Aircraft Mechanics & Service Technicians	Postsecondary Vocational Training	ND	ND	ND	ND	ND	ND	ND
310	19-4093	Forest & Conservation Technicians	Associate's Degree	30	30	0	0.0%	$14.32	$29,780	162%
311	25-1011	Business Teachers, Postsecondary	Doctoral Degree	ND	ND	ND	ND	ND	ND	ND
312	27-2022	Coaches & Scouts	Long-Term On-the-Job Training	ND	ND	ND	ND	ND	ND	ND
313	27-3043	Writers & Authors	Bachelor's Degree	ND	ND	ND	ND	ND	ND	ND
314	29-1199	Health Diagnosing & Treating Practitioners, All Other	First Professional Degree	ND	ND	ND	ND	ND	ND	ND
315	43-4121	Library Assistants, Clerical	Short-Term On-the-Job Training	ND	ND	ND	ND	ND	ND	ND
316	53-1031	First-Line Sprvsrs./Mgrs. of Transportation & Material-Moving Machine & Vehicle Operators	Exp. in a Related Occupation	74	74	0	0.0%	$21.09	$43,870	238%
317	15-1071	Network & Computer Systems Administrators	Bachelor's Degree	20	20	0	0.0%	$22.39	$46,570	253%
318	15-1099	Computer Specialists, All Other	Postsecondary Vocational Training	12	12	0	0.0%	$11.70	$24,340	132%
319	11-2011	Advertising & Promotions Managers	Bachelor's Degree Plus Exp.	14	14	0	0.0%	$20.81	$43,290	235%
320	13-1072	Compensation, Benefits, & Job Analysis Specialists	Bachelor's Degree	ND	ND	ND	ND	ND	ND	ND
321	25-1199	Postsecondary Teachers, All Other	Doctoral Degree	ND	ND	ND	ND	ND	ND	ND
322	53-7081	Refuse & Recyclable Material Collectors	Short-Term On-the-Job Training	ND	ND	ND	ND	ND	ND	ND
323	47-3019	Helpers, Construction Trades, All Other	Short-Term On-the-Job Training	ND	ND	ND	ND	ND	ND	ND
324	25-1072	Nursing Instructors & Teachers, Postsecondary	Doctoral Degree	ND	ND	ND	ND	ND	ND	ND
325	13-1061	Emergency Management Specialists	Exp. in a Related Occupation	ND	ND	ND	ND	ND	ND	ND
326	31-2011	Occupational Therapist Assistants	Associate's Degree	ND	ND	ND	ND	ND	ND	ND
327	31-1013	Psychiatric Aides	Short-Term On-the-Job Training	ND	ND	ND	ND	ND	ND	ND
328	33-3021	Detectives & Criminal Investigators	Exp. in a Related Occupation	11	11	0	0.0%	$19.53	$40,630	221%
329	13-1022	Wholesale & Retail Buyers, Except Farm Prod.	Bachelor's Degree	17	17	0	0.0%	$16.16	$33,610	183%
330	25-1122	Communications Teachers, Postsecondary	Doctoral Degree	ND	ND	ND	ND	ND	ND	ND
331	19-1010	Agricultural & Food Scientists	Bachelor's Degree	10	10	0	0.0%	$21.43	$44,570	242%
332	19-1099	Life Scientists, All Other	Bachelor's Degree	19	19	0	0.0%	$21.96	$45,680	248%

Table A.7: Long-Term Projected Occupational Growth in Wyoming's Northwest Region by Highest Net Growth, 2000 and 2010 (Continued)

Rank	SOC[a] Code and Occupation Title		Typical Education Requirements[b]	Employment 2000	Projected 2010	Change Number	Change Percent	2001 Average Wage Hourly	Annual	% of Poverty[c]
333	47-2071	Paving, Surfacing, & Tamping Equip. Operators	Moderate-Term On-the-Job Training	ND	ND	ND	ND	ND	ND	ND
334	53-7199	Material Moving Workers, All Other	Moderate-Term On-the-Job Training	ND	ND	ND	ND	ND	ND	ND
335	33-9091	Crossing Guards	Short-Term On-the-Job Training	ND	ND	ND	ND	ND	ND	ND
336	17-2111	Health & Safety Engineers, Except Mining Safety Engrs. & Inspectors	Bachelor's Degree	ND	ND	ND	ND	ND	ND	ND
337	19-4021	Biological Technicians	Associate's Degree	17	17	0	0.0%	$12.47	$25,930	141%
338	51-8012	Power Distributors & Dispatchers	Long-Term On-the-Job Training	ND	ND	ND	ND	ND	ND	ND
339	27-1014	Multi-Media Artists & Animators	Bachelor's Degree	ND	ND	ND	ND	ND	ND	ND
340	19-4051	Nuclear Technicians	Associate's Degree	ND	ND	ND	ND	ND	ND	ND
341	23-2092	Law Clerks	Bachelor's Degree	ND	ND	ND	ND	$12.07	$25,100	136%
342	27-1099	All Other Art & Design Workers	Bachelor's Degree	ND	ND	ND	ND	$9.99	$20,770	113%
343	49-9099	Installation, Maintenance, & Repair Workers, All Other	Short-Term On-the-Job Training	31	31	0	0.0%	$15.77	$32,790	178%
344	25-1041	Agricultural Sciences Teachers, Postsecondary	Doctoral Degree	ND	ND	ND	ND	ND	ND	ND
345	25-1052	Chemistry Teachers, Postsecondary	Doctoral Degree	ND	ND	ND	ND	ND	ND	ND
346	25-1081	Education Teachers, Postsecondary	Doctoral Degree	ND	ND	ND	ND	ND	ND	ND
347	43-4041	Credit Authorizers, Checkers, & Clerks	Short-Term On-the-Job Training	ND	ND	ND	ND	ND	ND	ND
348	11-9131	Postmasters & Mail Superintendents	Exp. in a Related Occupation	18	18	0	0.0%	$20.72	$43,090	234%
349	15-1032	Computer Software Engineers, Systems Software	Bachelor's Degree	ND	ND	ND	ND	ND	ND	ND
350	31-9011	Massage Therapists	Postsecondary Vocational Training	ND	ND	ND	ND	ND	ND	ND
351	43-5041	Meter Readers, Utilities	Short-Term On-the-Job Training	32	32	0	0.0%	$12.83	$26,680	145%
352	21-1092	Probation Officers & Correctional Treatment Specialists	Bachelor's Degree	ND	ND	ND	ND	ND	ND	ND
353	53-7021	Crane & Tower Operators	Moderate-Term On-the-Job Training	ND	ND	ND	ND	ND	ND	ND
354	29-1061	Anesthesiologists	First Professional Degree	ND	ND	ND	ND	ND	ND	ND
355	29-2051	Dietetic Technicians	Moderate-Term On-the-Job Training	ND	ND	ND	ND	ND	ND	ND
356	43-5053	Postal Service Mail Sorters, Processors, & Processing Machine Operators	Short-Term On-the-Job Training	16	16	0	0.0%	$9.23	$19,190	104%
357	25-1071	Health Specialties Teachers, Postsecondary	Doctoral Degree	ND	ND	ND	ND	ND	ND	ND
358	33-9021	Private Detectives & Investigators	Exp. in a Related Occupation	ND	ND	ND	ND	ND	ND	ND
359	33-1011	First-Line Sprvsrs./Mgrs. of Correctional Officers	Exp. in a Related Occupation	ND	ND	ND	ND	ND	ND	ND
360	11-9011	Farm, Ranch, & Other Agricultural Managers	Bachelor's Degree Plus Exp.	ND	ND	ND	ND	ND	ND	ND
361	43-9041	Insurance Claims & Policy Processing Clerks	Moderate-Term On-the-Job Training	ND	ND	ND	ND	ND	ND	ND
362	17-2072	Electronics Engineers, Except Computer	Bachelor's Degree	ND	ND	ND	ND	ND	ND	ND
363	17-2112	Industrial Engineers	Bachelor's Degree	ND	ND	ND	ND	ND	ND	ND
364	25-1066	Psychology Teachers, Postsecondary	Doctoral Degree	ND	ND	ND	ND	ND	ND	ND
365	25-1124	Foreign Language & Literature Teachers, Postsecondary	Doctoral Degree	ND	ND	ND	ND	ND	ND	ND
366	43-5051	Postal Service Clerks	Short-Term On-the-Job Training	13	13	0	0.0%	$18.24	$37,930	206%
367	19-1032	Foresters	Bachelor's Degree	10	10	0	0.0%	$22.66	$47,140	256%
368	47-2082	Tapers	Moderate-Term On-the-Job Training	ND	ND	ND	ND	ND	ND	ND
369	27-4099	Media & Communication Equip. Workers, All Other	Moderate-Term On-the-Job Training	ND	ND	ND	ND	ND	ND	ND
370	31-2012	Occupational Therapist Aides	Short-Term On-the-Job Training	ND	ND	ND	ND	ND	ND	ND

Table A.7: Long-Term Projected Occupational Growth in Wyoming's Northwest Region by Highest Net Growth, 2000 and 2010 (Continued)

Rank	SOC[a] Code and Occupation Title		Typical Education Requirements[b]	Employment 2000	Projected 2010	Change Number	Change Percent	2001 Average Wage Hourly	Annual	% of Poverty[c]
371	27-4012	Broadcast Technicians	Postsecondary Vocational Training	ND	ND	ND	ND	ND	ND	ND
372	25-1021	Computer Science Teachers, Postsecondary	Doctoral Degree	ND	ND	ND	ND	ND	ND	ND
373	17-2141	Mechanical Engineers	Bachelor's Degree	ND	ND	ND	ND	ND	ND	ND
374	47-2151	Pipelayers	Moderate-Term On-the-Job Training	ND	ND	ND	ND	ND	ND	ND
375	25-1032	Engineering Teachers, Postsecondary	Doctoral Degree	ND	ND	ND	ND	ND	ND	ND
376	25-1125	History Teachers, Postsecondary	Doctoral Degree	ND	ND	ND	ND	ND	ND	ND
377	29-1124	Radiation Therapists	Associate's Degree	ND	ND	ND	ND	ND	ND	ND
378	17-2031	Biomedical Engineers	Bachelor's Degree	ND	ND	ND	ND	ND	ND	ND
379	51-9081	Dental Laboratory Technicians	Long-Term On-the-Job Training	ND	ND	ND	ND	ND	ND	ND
380	21-1091	Health Educators	Master's Degree	ND	ND	ND	ND	ND	ND	ND
381	43-5199	All Other Material Recording, Scheduling, Dispatching, & Distributing Workers	Short-Term On-the-Job Training	ND	ND	ND	ND	ND	ND	ND
382	25-3011	Adult Literacy, Remedial Ed., & GED Teachers & Instructors	Bachelor's Degree	ND	ND	ND	ND	ND	ND	ND
383	17-1012	Landscape Architects	Bachelor's Degree	ND	ND	ND	ND	ND	ND	ND
384	51-6041	Shoe & Leather Workers & Repairers	Long-Term On-the-Job Training	ND	ND	ND	ND	ND	ND	ND
385	23-2011	Paralegals & Legal Assistants	Associate's Degree	ND	ND	ND	ND	ND	ND	ND
386	17-3012	Electrical & Electronics Drafters	Postsecondary Vocational Training	ND	ND	ND	ND	ND	ND	ND
387	27-1021	Commercial & Industrial Designers	Bachelor's Degree	ND	ND	ND	ND	ND	ND	ND
388	23-1023	Judges, Magistrate Judges, & Magistrates	Bachelor's Degree Plus Exp.	ND	ND	ND	ND	ND	ND	ND
389	33-2022	Forest Fire Inspectors & Prevention Specialists	Exp. in a Related Occupation	ND	ND	ND	ND	ND	ND	ND
390	51-7099	Woodworkers, All Other	Moderate-Term On-the-Job Training	ND	ND	ND	ND	ND	ND	ND
391	19-3093	Historians	Master's Degree	ND	ND	ND	ND	ND	ND	ND
392	19-3099	Social Scientists & Related Workers, All Other	Master's Degree	6	6	0	0.0%	$23.75	$49,400	268%
393	33-9011	Animal Control Workers	Moderate-Term On-the-Job Training	ND	ND	ND	ND	ND	ND	ND
394	53-3099	Motor Vehicle Operators, All Other	Short-Term On-the-Job Training	21	21	0	0.0%	$13.18	$27,410	149%
395	11-3040	Human Resources Managers	Bachelor's Degree Plus Exp.	30	30	0	0.0%	$23.98	$49,870	271%
396	17-3023	Electrical & Electronic Engineering Technicians	Associate's Degree	12	12	0	0.0%	$22.09	$45,950	250%
397	19-3091	Anthropologists & Archeologists	Master's Degree	6	6	0	0.0%	$21.39	$44,500	242%
398	43-2099	Communications Equip. Operators, All Other	Short-Term On-the-Job Training	ND	ND	ND	ND	ND	ND	ND
399	25-1054	Physics Teachers, Postsecondary	Doctoral Degree	ND	ND	ND	ND	ND	ND	ND
400	25-1061	Anthropology & Archeology Teachers, Postsecondary	Doctoral Degree	ND	ND	ND	ND	ND	ND	ND
401	25-1067	Sociology Teachers, Postsecondary	Doctoral Degree	ND	ND	ND	ND	ND	ND	ND
402	15-2091	Mathematical Technicians	Master's Degree	ND	ND	ND	ND	ND	ND	ND
403	51-9131	Photographic Process Workers	Moderate-Term On-the-Job Training	ND	ND	ND	ND	ND	ND	ND
404	27-1026	Merchandise Displayers & Window Trimmers	Moderate-Term On-the-Job Training	ND	ND	ND	ND	ND	ND	ND
405	49-9012	Control & Valve Install. & Repairers, Except Mech. Door	Moderate-Term On-the-Job Training	ND	ND	ND	ND	ND	ND	ND
406	35-2011	Cooks, Fast Food	Short-Term On-the-Job Training	ND	ND	ND	ND	ND	ND	ND
407	51-3011	Bakers	Long-Term On-the-Job Training	17	17	0	0.0%	$8.36	$17,400	95%
408	43-4011	Brokerage Clerks	Moderate-Term On-the-Job Training	ND	ND	ND	ND	ND	ND	ND

Table A.7: Long-Term Projected Occupational Growth in Wyoming's Northwest Region by Highest Net Growth, 2000 and 2010 (Continued)

Rank	SOC[a] Code and Occupation Title		Typical Education Requirements[b]	Employment 2000	Projected 2010	Change Number	Change Percent	2001 Average Wage Hourly	Annual	% of Poverty[c]
409	25-1063	Economics Teachers, Postsecondary	Doctoral Degree	ND	ND	ND	ND	ND	ND	ND
410	25-1065	Political Science Teachers, Postsecondary	Doctoral Degree	ND	ND	ND	ND	ND	ND	ND
411	25-1111	Criminal Justice & Law Enforcement Teachers, Postsecondary	Doctoral Degree	ND	ND	ND	ND	ND	ND	ND
412	25-9011	Audio-Visual Collections Specialists	Moderate-Term On-the-Job Training	ND	ND	ND	ND	ND	ND	ND
413	51-6062	Textile Cutting Machine Setters, Oper., & Tenders	Moderate-Term On-the-Job Training	ND	ND	ND	ND	ND	ND	ND
414	45-2011	Agricultural Inspectors	Exp. in a Related Occupation	ND	ND	ND	ND	ND	ND	ND
415	19-3051	Urban & Regional Planners	Master's Degree	ND	ND	ND	ND	ND	ND	ND
416	19-2012	Physicists	Doctoral Degree	ND	ND	ND	ND	ND	ND	ND
417	19-2043	Hydrologists	Bachelor's Degree	ND	ND	ND	ND	ND	ND	ND
418	39-3021	Motion Picture Projectionists	Short-Term On-the-Job Training	ND	ND	ND	ND	ND	ND	ND
419	19-2041	Environmental Scientists & Specialists, Incl. Health	Bachelor's Degree	ND	ND	ND	ND	ND	ND	ND
420	43-5021	Couriers & Messengers	Short-Term On-the-Job Training	10	10	0	0.0%	$6.59	$13,710	75%
421	17-3024	Electro-Mechanical Technicians	Associate's Degree	ND	ND	ND	ND	ND	ND	ND
422	23-1021	Administrative Law Judges, Adjudicators, & Hearing Officers	Bachelor's Degree Plus Exp.	ND	ND	ND	ND	ND	ND	ND
423	27-1027	Set & Exhibit Designers	Bachelor's Degree	ND	ND	ND	ND	ND	ND	ND
424	29-1121	Audiologists	Master's Degree	ND	ND	ND	ND	ND	ND	ND
425	27-3099	Media & Communication Workers, All Other	Long-Term On-the-Job Training	ND	ND	ND	ND	ND	ND	ND
426	27-2042	Musicians & Singers	Long-Term On-the-Job Training	ND	ND	ND	ND	ND	ND	ND
427	19-2099	Physical Scientists, All Other	Bachelor's Degree	ND	ND	ND	ND	ND	ND	ND
428	49-9069	Precision Instrument & Equip. Repairers, All Other	Long-Term On-the-Job Training	ND	ND	ND	ND	ND	ND	ND
429	27-4031	Camera Operators, Television, Video, & Motion Picture	Moderate-Term On-the-Job Training	ND	ND	ND	ND	ND	ND	ND
430	49-2093	Electrical & Electronics Installers & Repairers, Trans. Equip.	Postsecondary Vocational Training	ND	ND	ND	ND	ND	ND	ND
431	31-9095	Pharmacy Aides	Short-Term On-the-Job Training	ND	ND	ND	ND	ND	ND	ND
432	51-6093	Upholsterers	Long-Term On-the-Job Training	ND	ND	ND	ND	ND	ND	ND
433	51-8013	Power Plant Operators	Long-Term On-the-Job Training	ND	ND	ND	ND	ND	ND	ND
434	51-8092	Gas Plant Operators	Long-Term On-the-Job Training	ND	ND	ND	ND	ND	ND	ND
435	41-9011	Demonstrators & Product Promoters	Moderate-Term On-the-Job Training	ND	ND	ND	ND	ND	ND	ND
436	47-4071	Septic Tank Servicers & Sewer Pipe Cleaners	Moderate-Term On-the-Job Training	ND	ND	ND	ND	ND	ND	ND
437	51-2041	Structural Metal Fabricators & Fitters	Moderate-Term On-the-Job Training	ND	ND	ND	ND	ND	ND	ND
438	51-4072	Molding, Coremaking, & Casting Machine Setters, Oper., & Tenders, Metal & Plastic	Moderate-Term On-the-Job Training	ND	ND	ND	ND	ND	ND	ND
439	51-6051	Sewers, Hand	Short-Term On-the-Job Training	ND	ND	ND	ND	ND	ND	ND
440	53-7011	Conveyor Operators & Tenders	Short-Term On-the-Job Training	ND	ND	ND	ND	ND	ND	ND
441	13-2052	Personal Financial Advisors	Bachelor's Degree	ND	ND	ND	ND	ND	ND	ND
442	19-3021	Market Research Analysts	Bachelor's Degree	ND	ND	ND	ND	ND	ND	ND
443	19-3092	Geographers	Master's Degree	ND	ND	ND	ND	ND	ND	ND

Table A.7: Long-Term Projected Occupational Growth in Wyoming's Northwest Region by Highest Net Growth, 2000 and 2010 (Continued)

Rank	SOC[a] Code and Occupation Title		Typical Education Requirements[b]	Employment 2000	Projected 2010	Change Number	Change Percent	2001 Average Wage Hourly	Annual	% of Poverty[c]
444	51-4031	Cutting, Punching, & Press Machine Setters, Oper., & Tenders, Metal & Plastic	Moderate-Term On-the-Job Training	ND	ND	ND	ND	ND	ND	ND
445	49-9098	Helpers--Installation, Maintenance, & Repair Workers	Short-Term On-the-Job Training	31	31	0	0.0%	$10.90	$22,660	123%
446	47-5049	Mining Machine Operators, All Other	Moderate-Term On-the-Job Training	ND	ND	ND	ND	ND	ND	ND
447	11-9121	Natural Sciences Managers	Bachelor's Degree Plus Exp.	17	17	0	0.0%	$30.07	$62,550	340%
448	51-4199	Metal Workers & Plastic Workers, All Other	Moderate-Term On-the-Job Training	ND	ND	ND	ND	ND	ND	ND
449	13-2041	Credit Analysts	Bachelor's Degree	ND	ND	ND	ND	ND	ND	ND
450	53-7061	Cleaners of Vehicles & Equip.	Short-Term On-the-Job Training	46	46	0	0.0%	$9.06	$18,850	102%
451	13-1021	Purchasing Agents & Buyers, Farm Prod.	Exp. in a Related Occupation	ND	ND	ND	ND	ND	ND	ND
452	53-7121	Tank Car, Truck, & Ship Loaders	Moderate-Term On-the-Job Training	ND	ND	ND	ND	ND	ND	ND
453	49-2099	All Other Electrical & Electr. Equip. Mechanics, Install., & Repairers	Postsecondary Vocational Training	ND	ND	ND	ND	ND	ND	ND
454	17-2041	Chemical Engineers	Bachelor's Degree	ND	ND	ND	ND	ND	ND	ND
455	51-4191	Heat Treating Equip. Setters, Oper., & Tenders, Metal & Plastic	Moderate-Term On-the-Job Training	ND	ND	ND	ND	ND	ND	ND
456	49-3021	Automotive Body & Related Repairers	Long-Term On-the-Job Training	ND	ND	ND	ND	ND	ND	ND
457	49-3092	Recreational Vehicle Service Technicians	Long-Term On-the-Job Training	ND	ND	ND	ND	ND	ND	ND
458	13-2031	Budget Analysts	Bachelor's Degree	10	10	0	0.0%	$20.46	$42,560	231%
459	45-4021	Fallers	Moderate-Term On-the-Job Training	ND	ND	ND	ND	ND	ND	ND
460	45-9099	Farm., Fishing, & Forestry Workers, All Other	Moderate-Term On-the-Job Training	ND	ND	ND	ND	ND	ND	ND
461	51-4111	Tool & Die Makers	Long-Term On-the-Job Training	ND	ND	ND	ND	ND	ND	ND
462	53-2011	Airline Pilots, Copilots, & Flight Engineers	Bachelor's Degree	ND	ND	ND	ND	ND	ND	ND
463	49-3052	Motorcycle Mechanics	Long-Term On-the-Job Training	ND	ND	ND	ND	ND	ND	ND
464	45-2091	Agricultural Equip. Operators	Short-Term On-the-Job Training	20	20	0	0.0%	$11.63	$24,200	132%
465	17-2081	Environmental Engineers	Bachelor's Degree	ND	ND	ND	ND	ND	ND	ND
466	53-1011	Aircraft Cargo Handling Supervisors	Exp. in a Related Occupation	ND	ND	ND	ND	ND	ND	ND
467	19-4031	Chemical Technicians	Associate's Degree	ND	ND	ND	ND	ND	ND	ND
468	27-1013	Fine Artists, Incl. Painters, Sculptors, & Illustrators	Long-Term On-the-Job Training	ND	ND	ND	ND	ND	ND	ND
469	49-9043	Maintenance Workers, Machinery	Long-Term On-the-Job Training	24	23	-1	-4.2%	$15.88	$33,030	180%
470	49-3099	All Other Vehicle & Mobile Equip. Mechanics, Install., & Repairers	Moderate-Term On-the-Job Training	ND	ND	ND	ND	ND	ND	ND
471	11-3051	Industrial Production Managers	Bachelor's Degree	38	37	-1	-2.6%	$23.52	$48,930	266%
472	49-2094	Electrical & Electronics Repairers, Comm. & Industrl. Equip.	Postsecondary Vocational Training	9	8	-1	-11.1%	$26.23	$54,570	297%
473	53-1021	First-Line Sprvsrs./Mgrs. of Helpers, Laborers, & Material Movers, Hand	Exp. in a Related Occupation	14	13	-1	-7.1%	$16.77	$34,870	190%
474	27-3042	Technical Writers	Bachelor's Degree	ND	ND	ND	ND	ND	ND	ND
475	49-3053	Outdoor Power Equip. & Other Small Engine Mechanics	Moderate-Term On-the-Job Training	ND	ND	ND	ND	$9.94	$20,680	112%
476	41-4011	Sales Reps., Whlsle. & Manufact., Tech. & Scientific Prod.	Moderate-Term On-the-Job Training	16	15	-1	-6.3%	$29.06	$60,450	329%
477	17-2061	Computer Hardware Engineers	Bachelor's Degree	ND	ND	ND	ND	ND	ND	ND

Table A.7: Long-Term Projected Occupational Growth in Wyoming's Northwest Region by Highest Net Growth, 2000 and 2010 (Continued)

Rank	SOC[a] Code and Occupation Title		Typical Education Requirements[b]	Employment 2000	Projected 2010	Change Number	Change Percent	2001 Average Wage Hourly	Annual	% of Poverty[c]
478	51-2022	Electrical & Electronic Equip. Assemblers	Short-Term On-the-Job Training	ND	ND	ND	ND	ND	ND	ND
479	17-3013	Mechanical Drafters	Postsecondary Vocational Training	ND	ND	ND	ND	ND	ND	ND
480	17-2021	Agricultural Engineers	Bachelor's Degree	ND	ND	ND	ND	ND	ND	ND
481	51-9032	Cutting & Slicing Machine Setters, Oper., & Tenders	Moderate-Term On-the-Job Training	ND	ND	ND	ND	ND	ND	ND
482	51-6052	Tailors, Dressmakers, & Custom Sewers	Exp. in a Related Occupation	ND	ND	ND	ND	ND	ND	ND
483	51-4052	Pourers & Casters, Metal	Moderate-Term On-the-Job Training	ND	ND	ND	ND	ND	ND	ND
484	51-6031	Sewing Machine Operators	Moderate-Term On-the-Job Training	ND	ND	ND	ND	$6.98	$14,510	79%
485	51-7041	Sawing Machine Setters, Oper., & Tenders, Wood	Moderate-Term On-the-Job Training	ND	ND	ND	ND	ND	ND	ND
486	51-9041	Extruding, Forming, Pressing, & Compacting Machine Setters, Oper., & Tenders	Moderate-Term On-the-Job Training	ND	ND	ND	ND	ND	ND	ND
487	49-2095	Electrical & Electronics Repairers, Powerhouse, Substation, & Relay	Postsecondary Vocational Training	25	24	-1	-4.0%	$23.66	$49,200	267%
488	15-1051	Computer Systems Analysts	Bachelor's Degree	16	15	-1	-6.3%	$23.19	$48,230	262%
489	11-2031	Public Relations Managers	Bachelor's Degree Plus Exp.	12	11	-1	-8.3%	$34.61	$71,980	391%
490	47-5013	Service Unit Operators, Oil, Gas, & Mining	Moderate-Term On-the-Job Training	ND	ND	ND	ND	ND	ND	ND
491	51-3092	Food Batchmakers	Short-Term On-the-Job Training	ND	ND	ND	ND	ND	ND	ND
492	11-2021	Marketing Managers	Bachelor's Degree Plus Exp.	17	16	-1	-5.9%	$26.55	$55,210	300%
493	15-1041	Computer Support Specialists	Associate's Degree	87	86	-1	-1.1%	$16.73	$34,800	189%
494	43-9011	Computer Operators	Moderate-Term On-the-Job Training	16	15	-1	-6.3%	$11.37	$23,640	128%
495	15-1081	Network Systems & Data Communications Analysts	Bachelor's Degree	ND	ND	ND	ND	ND	ND	ND
496	11-3071	Transportation, Storage, & Distribution Managers	Exp. in a Related Occupation	16	15	-1	-6.3%	$33.33	$69,330	377%
497	43-5111	Weighers, Measurers, Checkers, & Samplers, Recordkeeping	Short-Term On-the-Job Training	ND	ND	ND	ND	ND	ND	ND
498	51-3099	All Other Food Processing Workers	Short-Term On-the-Job Training	ND	ND	ND	ND	ND	ND	ND
499	53-7073	Wellhead Pumpers	Moderate-Term On-the-Job Training	12	11	-1	-8.3%	$16.40	$34,110	185%
500	19-2042	Geoscientists, Except Hydrologists & Geographers	Bachelor's Degree	11	10	-1	-9.1%	$35.00	$72,810	396%
501	47-5041	Continuous Mining Machine Operators	Moderate-Term On-the-Job Training	ND	ND	ND	ND	ND	ND	ND
502	47-5071	Roustabouts, Oil & Gas	Moderate-Term On-the-Job Training	32	31	-1	-3.1%	$12.26	$25,510	139%
503	43-4141	New Accounts Clerks	Exp. in a Related Occupation	20	19	-1	-5.0%	$10.18	$21,160	115%
504	51-3091	Food & Tobacco Roasting, Baking, & Drying Machine Operators & Tenders	Short-Term On-the-Job Training	ND	ND	ND	ND	ND	ND	ND
505	51-9195	Molders, Shapers, & Casters, Except Metal & Plastic	Moderate-Term On-the-Job Training	ND	ND	ND	ND	ND	ND	ND
506	51-9123	Painting, Coating, & Decorating Workers	Short-Term On-the-Job Training	ND	ND	ND	ND	ND	ND	ND
507	47-5021	Earth Drillers, Except Oil & Gas	Moderate-Term On-the-Job Training	ND	ND	ND	ND	ND	ND	ND
508	51-9022	Grinding & Polishing Workers, Hand	Moderate-Term On-the-Job Training	ND	ND	ND	ND	ND	ND	ND
509	51-4034	Lathe & Turning Machine Tool Setters, Oper., & Tenders, Metal & Plastic	Moderate-Term On-the-Job Training	ND	ND	ND	ND	ND	ND	ND
510	53-7033	Loading Machine Operators, Underground Mining	Moderate-Term On-the-Job Training	ND	ND	ND	ND	ND	ND	ND
511	53-7064	Packers & Packagers, Hand	Short-Term On-the-Job Training	227	225	-2	-0.9%	$7.48	$15,560	85%
512	13-1023	Purchasing Agents, Except Wholesale, Retail, & Farm Prod.	Bachelor's Degree	29	27	-2	-6.9%	$17.59	$36,590	199%
513	17-3099	All Other Drafters, Engineering, & Mapping Technicians	Associate's Degree	18	16	-2	-11.1%	$20.50	$42,640	232%

Table A.7: Long-Term Projected Occupational Growth in Wyoming's Northwest Region by Highest Net Growth, 2000 and 2010 (Continued)

Rank	SOC[a] Code and Occupation Title		Typical Education Requirements[b]	Employment 2000	Projected 2010	Change Number	Change Percent	2001 Average Wage Hourly	Annual	% of Poverty[c]
514	49-3031	Bus & Truck Mechanics & Diesel Engine Specialists	Postsecondary Vocational Training	55	53	-2	-3.6%	$14.54	$30,250	164%
515	51-4071	Foundry Mold & Coremakers	Moderate-Term On-the-Job Training	ND	ND	ND	ND	ND	ND	ND
516	53-6051	Transportation Inspectors	Exp. in a Related Occupation	ND	ND	ND	ND	ND	ND	ND
517	11-2022	Sales Managers	Bachelor's Degree Plus Exp.	48	45	-3	-6.3%	$25.19	$52,400	285%
518	53-7063	Machine Feeders & Offbearers	Short-Term On-the-Job Training	13	10	-3	-23.1%	$11.67	$24,280	132%
519	45-4022	Logging Equip. Operators	Moderate-Term On-the-Job Training	ND	ND	ND	ND	ND	ND	ND
520	51-4041	Machinists	Long-Term On-the-Job Training	14	11	-3	-21.4%	$15.14	$31,490	171%
521	51-7042	Woodworking Machine Setters, Oper., & Tenders, Except Sawing	Moderate-Term On-the-Job Training	23	20	-3	-13.0%	$9.46	$19,690	107%
522	49-3042	Mobile Heavy Equip. Mechanics, Except Engines	Postsecondary Vocational Training	ND	ND	ND	ND	$17.33	$36,040	196%
523	51-9021	Crushing, Grinding, & Polishing Machine Setters, Oper., & Tenders	Moderate-Term On-the-Job Training	19	16	-3	-15.8%	$13.22	$27,500	149%
524	17-2151	Mining & Geological Engineers, Incl. Mining Safety Engrs.	Bachelor's Degree	ND	ND	ND	ND	$26.72	$55,580	302%
525	43-4131	Loan Interviewers & Clerks	Short-Term On-the-Job Training	57	54	-3	-5.3%	$10.27	$21,360	116%
526	13-2072	Loan Officers	Bachelor's Degree	96	92	-4	-4.2%	$19.20	$39,950	217%
527	51-9061	Inspectors, Testers, Sorters, Samplers, & Weighers	Moderate-Term On-the-Job Training	41	37	-4	-9.8%	$15.72	$32,690	178%
528	51-8099	Plant & System Operators, All Other	Long-Term On-the-Job Training	43	39	-4	-9.3%	$16.64	$34,610	188%
529	11-1011	Chief Executives	Bachelor's Degree Plus Exp.	62	58	-4	-6.5%	$35.81	$74,490	405%
530	15-1031	Computer Software Engineers, Applications	Bachelor's Degree	31	26	-5	-16.1%	$32.25	$67,070	365%
531	19-2031	Chemists	Bachelor's Degree	ND	ND	ND	ND	ND	ND	ND
532	53-7072	Pump Operators, Except Wellhead Pumpers	Moderate-Term On-the-Job Training	ND	ND	ND	ND	ND	ND	ND
533	23-2093	Title Examiners, Abstractors, & Searchers	Moderate-Term On-the-Job Training	51	45	-6	-11.8%	$10.02	$20,840	113%
534	49-9041	Industrial Machinery Mechanics	Long-Term On-the-Job Training	ND	ND	ND	ND	ND	ND	ND
535	51-9198	Helpers--Production Workers	Short-Term On-the-Job Training	116	109	-7	-6.0%	$8.25	$17,160	93%
536	49-3093	Tire Repairers & Changers	Short-Term On-the-Job Training	158	151	-7	-4.4%	$7.26	$15,090	82%
537	47-5011	Derrick Operators, Oil & Gas	Moderate-Term On-the-Job Training	ND	ND	ND	ND	ND	ND	ND
538	11-9041	Engineering Managers	Bachelor's Degree Plus Exp.	48	40	-8	-16.7%	$37.11	$77,180	419%
539	51-9051	Furnace, Kiln, Oven, Drier, & Kettle Operators & Tenders	Moderate-Term On-the-Job Training	45	37	-8	-17.8%	$18.36	$38,190	208%
540	51-1011	First-Line Sprvsrs./Mgrs. of Production & Operat. Workers	Exp. in a Related Occupation	127	119	-8	-6.3%	$20.65	$42,960	233%
541	51-9012	Separating, Filtering, Clarifying, Precipitating, & Still Machine Setters, Oper., & Tenders	Moderate-Term On-the-Job Training	ND	ND	ND	ND	ND	ND	ND
542	43-3071	Tellers	Short-Term On-the-Job Training	169	158	-11	-6.5%	$8.34	$17,340	94%
543	51-8093	Petroleum Pump System Oper., Refinery Oper., & Gaugers	Long-Term On-the-Job Training	ND	ND	ND	ND	ND	ND	ND
544	53-7051	Industrial Truck & Tractor Operators	Short-Term On-the-Job Training	147	134	-13	-8.8%	$12.38	$25,740	140%
545	47-5099	Extraction Workers, All Other	Short-Term On-the-Job Training	81	68	-13	-16.0%	$18.77	$39,030	212%
546	51-9023	Mixing & Blending Machine Setters, Oper., & Tenders	Moderate-Term On-the-Job Training	ND	ND	ND	ND	ND	ND	ND
547	47-5012	Rotary Drill Operators, Oil & Gas	Moderate-Term On-the-Job Training	ND	ND	ND	ND	$21.08	$43,840	238%
548	53-7032	Excavating & Loading Machine & Dragline Operators	Moderate-Term On-the-Job Training	73	59	-14	-19.2%	$13.73	$28,560	155%
549	51-8091	Chemical Plant & System Operators	Long-Term On-the-Job Training	ND	ND	ND	ND	ND	ND	ND
550	51-4121	Welders, Cutters, Solderers, & Brazers	Postsecondary Vocational Training	172	156	-16	-9.3%	$13.20	$27,460	149%

Table A.7: Long-Term Projected Occupational Growth in Wyoming's Northwest Region by Highest Net Growth, 2000 and 2010 (Continued)

Rank	SOC[a] Code and Occupation Title		Typical Education Requirements[b]	Employment 2000	Projected 2010	Change Number	Change Percent	2001 Average Wage Hourly	Annual	% of Poverty[c]
551	51-9111	Packaging & Filling Machine Operators & Tenders	Short-Term On-the-Job Training	118	99	-19	-16.1%	$12.56	$26,120	142%
552	47-5081	Helpers--Extraction Workers	Short-Term On-the-Job Training	141	121	-20	-14.2%	$19.16	$39,850	217%
553	19-4041	Geological & Petroleum Technicians	Associate's Degree	ND	ND	ND	ND	$18.81	$39,120	213%
554	53-3032	Truck Drivers, Heavy & Tractor-Trailer	Moderate-Term On-the-Job Training	720	664	-56	-7.8%	$13.39	$27,850	151%
		Total		**33,623**	**37,306**	**3,683**	**11.0%**	**$12.65**	**$26,820**	**146%**

[a]Standard Occupational Classification.
[b]As determined by the U.S. Department of Labor, Bureau of Labor Statistics.
[c]Based on $18,400 annually for a family of four (100% of the 2003 federal poverty guideline).
NA - No hourly wage available; annual only.
ND - Not disclosable due to confidentiality of information.

Table A.8: Long-Term Projected Occupational Growth in Wyoming's Northwest Region by Occupational Title, 2000 and 2010

SOC[a] Code and Occupation Title		Typical Education Requirements[b]	Employment 2000	Projected 2010	Change Number	Change Percent	2001 Average Wage Hourly	Annual	% of Poverty[c]
13-2011	Accountants & Auditors	Bachelor's Degree	129	157	28	21.7%	$22.85	$47,540	258%
23-1021	Administrative Law Judges, Adjudicators, & Hearing Officers	Bachelor's Degree Plus Exp.	ND	ND	ND	ND	ND	ND	ND
11-3011	Administrative Services Managers	Bachelor's Degree Plus Exp.	71	83	12	16.9%	$16.19	$33,670	183%
25-3011	Adult Literacy, Remedial Ed., & GED Teachers & Instructors	Bachelor's Degree	ND	ND	ND	ND	ND	ND	ND
11-2011	Advertising & Promotions Managers	Bachelor's Degree Plus Exp.	14	14	0	0.0%	$20.81	$43,290	235%
41-3011	Advertising Sales Agents	Moderate-Term On-the-Job Training	66	76	10	15.2%	$10.48	$21,790	118%
19-1010	Agricultural & Food Scientists	Bachelor's Degree	10	10	0	0.0%	$21.43	$44,570	242%
17-2021	Agricultural Engineers	Bachelor's Degree	ND	ND	ND	ND	ND	ND	ND
45-2091	Agricultural Equip. Operators	Short-Term On-the-Job Training	20	20	0	0.0%	$11.63	$24,200	132%
45-2011	Agricultural Inspectors	Exp. in a Related Occupation	ND	ND	ND	ND	ND	ND	ND
25-1041	Agricultural Sciences Teachers, Postsecondary	Doctoral Degree	ND	ND	ND	ND	ND	ND	ND
53-1011	Aircraft Cargo Handling Supervisors	Exp. in a Related Occupation	ND	ND	ND	ND	ND	ND	ND
49-3011	Aircraft Mechanics & Service Technicians	Postsecondary Vocational Training	ND	ND	ND	ND	ND	ND	ND
53-2011	Airline Pilots, Copilots, & Flight Engineers	Bachelor's Degree	ND	ND	ND	ND	ND	ND	ND
27-1099	All Other Art & Design Workers	Bachelor's Degree	ND	ND	ND	ND	$9.99	$20,770	113%
37-9099	All Other Bldg. & Grounds Cleaning & Mainten. Workers	Short-Term On-the-Job Training	ND	ND	ND	ND	ND	ND	ND
47-4999	All Other Construction Trades & Related Workers	Moderate-Term On-the-Job Training	ND	ND	ND	ND	$12.58	$26,180	142%
21-9099	All Other Counselors, Social & Religious Workers	Bachelor's Degree	218	270	52	23.9%	$14.41	$29,960	163%
17-3099	All Other Drafters, Engineering, & Mapping Technicians	Associate's Degree	18	16	-2	-11.1%	$20.50	$42,640	232%
49-2099	All Other Electrical & Electr. Equip. Mechanics, Install., & Repairers	Postsecondary Vocational Training	ND	ND	ND	ND	ND	ND	ND
43-4999	All Other Financial, Information, & Record Clerks	Short-Term On-the-Job Training	70	79	9	12.9%	$14.10	$29,340	159%
51-3099	All Other Food Processing Workers	Short-Term On-the-Job Training	ND	ND	ND	ND	ND	ND	ND
39-3199	All Other Gaming Workers	Moderate-Term On-the-Job Training	ND	ND	ND	ND	ND	ND	ND
23-9099	All Other Legal & Related Workers	Bachelor's Degree	ND	ND	ND	ND	ND	ND	ND
43-5199	All Other Material Recording, Scheduling, Dispatching, & Distributing Workers	Short-Term On-the-Job Training	ND	ND	ND	ND	ND	ND	ND
43-9999	All Other Secretaries, Admin. Asst., & Other Office Supp. Workers	Short-Term On-the-Job Training	47	55	8	17.0%	$9.19	$19,100	104%
25-3999	All Other Teachers, Primary, Secondary, & Adult	Bachelor's Degree	ND	ND	ND	ND	NA	$32,140	175%
49-3099	All Other Vehicle & Mobile Equip. Mechanics, Install., & Repairers	Moderate-Term On-the-Job Training	ND	ND	ND	ND	ND	ND	ND
53-3011	Ambulance Drivers & Attend., Except Emrgncy. Med. Techs.	Moderate-Term On-the-Job Training	ND	ND	ND	ND	ND	ND	ND
39-3091	Amusement & Recreation Attendants	Short-Term On-the-Job Training	ND	ND	ND	ND	$7.86	$16,340	89%
29-1061	Anesthesiologists	First Professional Degree	ND	ND	ND	ND	ND	ND	ND
33-9011	Animal Control Workers	Moderate-Term On-the-Job Training	ND	ND	ND	ND	ND	ND	ND
27-3010	Announcers	Long-Term On-the-Job Training	ND	ND	ND	ND	$9.81	$20,400	111%
19-3091	Anthropologists & Archeologists	Master's Degree	6	6	0	0.0%	$21.39	$44,500	242%
25-1061	Anthropology & Archeology Teachers, Postsecondary	Doctoral Degree	ND	ND	ND	ND	ND	ND	ND
13-2021	Appraisers & Assessors of Real Estate	Postsecondary Vocational Training	15	16	1	6.7%	$12.63	$26,270	143%

Table A.8: Long-Term Projected Occupational Growth in Wyoming's Northwest Region by Occupational Title, 2000 and 2010 (Continued)

SOC[a] Code and Occupation Title		Typical Education Requirements[b]	Employment 2000	Projected 2010	Change Number	Change Percent	2001 Average Wage Hourly	Annual	% of Poverty[c]
17-3011	Architectural & Civil Drafters	Postsecondary Vocational Training	13	19	6	46.2%	$13.95	$29,020	158%
25-4010	Archivists, Curators, & Museum Technicians	Master's Degree	ND	ND	ND	ND	ND	ND	ND
27-1011	Art Directors	Bachelor's Degree Plus Exp.	ND	ND	ND	ND	ND	ND	ND
25-1121	Art, Drama, & Music Teachers, Postsecondary	Doctoral Degree	ND	ND	ND	ND	ND	ND	ND
51-2099	Assemblers & Fabricators, All Other	Moderate-Term On-the-Job Training	ND	ND	ND	ND	ND	ND	ND
19-2021	Atmospheric & Space Scientists	Bachelor's Degree	ND	ND	ND	ND	ND	ND	ND
29-1121	Audiologists	Master's Degree	ND	ND	ND	ND	ND	ND	ND
25-9011	Audio-Visual Collections Specialists	Moderate-Term On-the-Job Training	ND	ND	ND	ND	ND	ND	ND
49-3021	Automotive Body & Related Repairers	Long-Term On-the-Job Training	ND	ND	ND	ND	ND	ND	ND
49-3023	Automotive Service Technicians & Mechanics	Postsecondary Vocational Training	239	285	46	19.2%	$13.31	$27,680	150%
39-6011	Baggage Porters & Bellhops	Short-Term On-the-Job Training	ND	ND	ND	ND	ND	ND	ND
51-3011	Bakers	Long-Term On-the-Job Training	17	17	0	0.0%	$8.36	$17,400	95%
35-3011	Bartenders	Short-Term On-the-Job Training	239	295	56	23.4%	$6.47	$13,470	73%
43-3011	Bill & Account Collectors	Short-Term On-the-Job Training	25	28	3	12.0%	$9.70	$20,170	110%
43-3021	Billing & Posting Clerks & Machine Operators	Short-Term On-the-Job Training	114	121	7	6.1%	$10.19	$21,200	115%
51-5011	Bindery Workers	Moderate-Term On-the-Job Training	ND	ND	ND	ND	ND	ND	ND
25-1042	Biological Science Teachers, Postsecondary	Doctoral Degree	ND	ND	ND	ND	ND	ND	ND
19-4021	Biological Technicians	Associate's Degree	17	17	0	0.0%	$12.47	$25,930	141%
17-2031	Biomedical Engineers	Bachelor's Degree	ND	ND	ND	ND	ND	ND	ND
43-3031	Bookkeeping, Accounting, & Auditing Clerks	Moderate-Term On-the-Job Training	743	836	93	12.5%	$10.51	$21,850	119%
47-2021	Brickmasons & Blockmasons	Long-Term On-the-Job Training	ND	ND	ND	ND	ND	ND	ND
27-4012	Broadcast Technicians	Postsecondary Vocational Training	ND	ND	ND	ND	ND	ND	ND
43-4011	Brokerage Clerks	Moderate-Term On-the-Job Training	ND	ND	ND	ND	ND	ND	ND
13-2031	Budget Analysts	Bachelor's Degree	10	10	0	0.0%	$20.46	$42,560	231%
49-3031	Bus & Truck Mechanics & Diesel Engine Specialists	Postsecondary Vocational Training	55	53	-2	-3.6%	$14.54	$30,250	164%
53-3022	Bus Drivers, School	Short-Term On-the-Job Training	286	307	21	7.3%	$9.65	$20,080	109%
53-3021	Bus Drivers, Transit & Intercity	Moderate-Term On-the-Job Training	ND	ND	ND	ND	ND	ND	ND
13-1199	Business Operations Specialists, All Other	Bachelor's Degree	71	76	5	7.0%	$17.31	$36,010	196%
25-1011	Business Teachers, Postsecondary	Doctoral Degree	ND	ND	ND	ND	ND	ND	ND
51-3021	Butchers & Meat Cutters	Long-Term On-the-Job Training	53	59	6	11.3%	$12.00	$24,950	136%
51-7011	Cabinetmakers & Bench Carpenters	Long-Term On-the-Job Training	ND	ND	ND	ND	ND	ND	ND
27-4031	Camera Operators, Television, Video, & Motion Picture	Moderate-Term On-the-Job Training	ND	ND	ND	ND	ND	ND	ND
29-2031	Cardiovascular Technologists & Technicians	Associate's Degree	ND	ND	ND	ND	ND	ND	ND
43-5011	Cargo & Freight Agents	Moderate-Term On-the-Job Training	ND	ND	ND	ND	ND	ND	ND
47-2031	Carpenters	Long-Term On-the-Job Training	233	289	56	24.0%	$14.05	$29,220	159%
47-2041	Carpet Installers	Moderate-Term On-the-Job Training	ND	ND	ND	ND	ND	ND	ND
41-2011	Cashiers	Short-Term On-the-Job Training	718	777	59	8.2%	$7.41	$15,410	84%
47-2051	Cement Masons & Concrete Finishers	Long-Term On-the-Job Training	179	195	16	8.9%	$13.77	$28,630	156%
35-1011	Chefs & Head Cooks	Postsecondary Vocational Training	176	211	35	19.9%	$10.70	$22,250	121%
17-2041	Chemical Engineers	Bachelor's Degree	ND	ND	ND	ND	ND	ND	ND

Table A.8: Long-Term Projected Occupational Growth in Wyoming's Northwest Region by Occupational Title, 2000 and 2010 (Continued)

SOC[a] Code and Occupation Title		Typical Education Requirements[b]	Employment 2000	Projected 2010	Change Number	Change Percent	2001 Average Wage Hourly	Annual	% of Poverty[c]
51-8091	Chemical Plant & System Operators	Long-Term On-the-Job Training	ND	ND	ND	ND	ND	ND	ND
19-4031	Chemical Technicians	Associate's Degree	ND	ND	ND	ND	ND	ND	ND
25-1052	Chemistry Teachers, Postsecondary	Doctoral Degree	ND	ND	ND	ND	ND	ND	ND
19-2031	Chemists	Bachelor's Degree	ND	ND	ND	ND	ND	ND	ND
11-1011	Chief Executives	Bachelor's Degree Plus Exp.	62	58	-4	-6.5%	$35.81	$74,490	405%
39-9011	Child Care Workers	Short-Term On-the-Job Training	341	429	88	25.8%	$6.87	$14,280	78%
21-1021	Child, Family, & School Social Workers	Bachelor's Degree	ND	ND	ND	ND	$9.03	$18,780	102%
17-3022	Civil Engineering Technicians	Associate's Degree	ND	ND	ND	ND	ND	ND	ND
17-2051	Civil Engineers	Bachelor's Degree	38	55	17	44.7%	$22.95	$47,740	259%
53-7061	Cleaners of Vehicles & Equip.	Short-Term On-the-Job Training	46	46	0	0.0%	$9.06	$18,850	102%
19-3031	Clinical, Counseling, & School Psychologists	Bachelor's Degree	36	39	3	8.3%	$22.85	$47,530	258%
27-2022	Coaches & Scouts	Long-Term On-the-Job Training	ND	ND	ND	ND	ND	ND	ND
49-9091	Coin, Vending, & Amusement Machine Servicers & Repairers	Moderate-Term On-the-Job Training	ND	ND	ND	ND	ND	ND	ND
35-3021	Combined Food Prep. & Serving Workers, Incl. Fast Food	Short-Term On-the-Job Training	1,237	1,455	218	17.6%	$6.21	$12,920	70%
27-1021	Commercial & Industrial Designers	Bachelor's Degree	ND	ND	ND	ND	ND	ND	ND
53-2012	Commercial Pilots	Postsecondary Vocational Training	ND	ND	ND	ND	ND	ND	ND
43-2099	Communications Equip. Operators, All Other	Short-Term On-the-Job Training	ND	ND	ND	ND	ND	ND	ND
25-1122	Communications Teachers, Postsecondary	Doctoral Degree	ND	ND	ND	ND	ND	ND	ND
13-1072	Compensation, Benefits, & Job Analysis Specialists	Bachelor's Degree	ND	ND	ND	ND	ND	ND	ND
13-1041	Compliance Officers, Except Agriculture, Construction, Health & Safety, & Transportation	Long-Term On-the-Job Training	37	38	1	2.7%	$14.64	$30,450	165%
11-3021	Computer & Information Systems Managers	Bachelor's Degree Plus Exp.	41	42	1	2.4%	$20.52	$42,670	232%
17-2061	Computer Hardware Engineers	Bachelor's Degree	ND	ND	ND	ND	ND	ND	ND
43-9011	Computer Operators	Moderate-Term On-the-Job Training	16	15	-1	-6.3%	$11.37	$23,640	128%
15-1021	Computer Programmers	Bachelor's Degree	15	19	4	26.7%	$18.29	$38,040	207%
25-1021	Computer Science Teachers, Postsecondary	Doctoral Degree	ND	ND	ND	ND	ND	ND	ND
15-1031	Computer Software Engineers, Applications	Bachelor's Degree	31	26	-5	-16.1%	$32.25	$67,070	365%
15-1032	Computer Software Engineers, Systems Software	Bachelor's Degree	ND	ND	ND	ND	ND	ND	ND
15-1099	Computer Specialists, All Other	Postsecondary Vocational Training	12	12	0	0.0%	$11.70	$24,340	132%
15-1041	Computer Support Specialists	Associate's Degree	87	86	-1	-1.1%	$16.73	$34,800	189%
15-1051	Computer Systems Analysts	Bachelor's Degree	16	15	-1	-6.3%	$23.19	$48,230	262%
49-2011	Computer, Automated Teller, & Office Machine Repairers	Postsecondary Vocational Training	20	26	6	30.0%	$14.04	$29,210	159%
39-6012	Concierges	Exp. in a Related Occupation	ND	ND	ND	ND	ND	ND	ND
19-1031	Conservation Scientists	Bachelor's Degree	39	41	2	5.1%	$23.30	$48,470	263%
47-4011	Construction & Building Inspectors	Exp. in a Related Occupation	16	18	2	12.5%	$18.35	$38,170	207%
47-2061	Construction Laborers	Moderate-Term On-the-Job Training	243	279	36	14.8%	$9.83	$20,450	111%
11-9021	Construction Managers	Bachelor's Degree	67	87	20	29.9%	$17.82	$37,070	201%
47-5041	Continuous Mining Machine Operators	Moderate-Term On-the-Job Training	ND	ND	ND	ND	ND	ND	ND
49-9012	Control & Valve Install. & Repairers, Except Mech. Door	Moderate-Term On-the-Job Training	ND	ND	ND	ND	ND	ND	ND
53-7011	Conveyor Operators & Tenders	Short-Term On-the-Job Training	ND	ND	ND	ND	ND	ND	ND

Table A.8: Long-Term Projected Occupational Growth in Wyoming's Northwest Region by Occupational Title, 2000 and 2010 (Continued)

SOC[a] Code and Occupation Title		Typical Education Requirements[b]	Employment 2000	Projected 2010	Change Number	Change Percent	2001 Average Wage Hourly	Annual	% of Poverty[c]
35-2011	Cooks, Fast Food	Short-Term On-the-Job Training	ND	ND	ND	ND	ND	ND	ND
35-2012	Cooks, Institution & Cafeteria	Long-Term On-the-Job Training	324	353	29	9.0%	$8.11	$16,860	92%
35-2014	Cooks, Restaurant	Long-Term On-the-Job Training	295	364	69	23.4%	$7.16	$14,880	81%
35-2015	Cooks, Short Order	Short-Term On-the-Job Training	ND	ND	ND	ND	$6.47	$13,460	73%
33-3012	Correctional Officers & Jailers	Moderate-Term On-the-Job Training	54	57	3	5.6%	$11.66	$24,250	132%
13-1051	Cost Estimators	Bachelor's Degree	ND	ND	ND	ND	$18.93	$39,370	214%
41-2021	Counter & Rental Clerks	Short-Term On-the-Job Training	132	142	10	7.6%	$7.52	$15,630	85%
35-3022	Counter Attend., Cafeteria, Food Concession, & Coffee Shop	Short-Term On-the-Job Training	ND	ND	ND	ND	$6.31	$13,120	71%
43-5021	Couriers & Messengers	Short-Term On-the-Job Training	10	10	0	0.0%	$6.59	$13,710	75%
43-4031	Court, Municipal, & License Clerks	Short-Term On-the-Job Training	25	26	1	4.0%	$11.92	$24,790	135%
53-7021	Crane & Tower Operators	Moderate-Term On-the-Job Training	ND	ND	ND	ND	ND	ND	ND
13-2041	Credit Analysts	Bachelor's Degree	ND	ND	ND	ND	ND	ND	ND
43-4041	Credit Authorizers, Checkers, & Clerks	Short-Term On-the-Job Training	ND	ND	ND	ND	ND	ND	ND
25-1111	Criminal Justice & Law Enforcement Teachers, Postsecondary	Doctoral Degree	ND	ND	ND	ND	ND	ND	ND
33-9091	Crossing Guards	Short-Term On-the-Job Training	ND	ND	ND	ND	ND	ND	ND
51-9021	Crushing, Grinding, & Polishing Machine Setters, Oper., & Tenders	Moderate-Term On-the-Job Training	19	16	-3	-15.8%	$13.22	$27,500	149%
43-4051	Customer Service Representatives	Moderate-Term On-the-Job Training	143	157	14	9.8%	$10.39	$21,610	117%
51-9032	Cutting & Slicing Machine Setters, Oper., & Tenders	Moderate-Term On-the-Job Training	ND	ND	ND	ND	ND	ND	ND
51-4031	Cutting, Punching, & Press Machine Setters, Oper., & Tenders, Metal & Plastic	Moderate-Term On-the-Job Training	ND	ND	ND	ND	ND	ND	ND
43-9021	Data Entry Keyers	Moderate-Term On-the-Job Training	36	53	17	47.2%	$8.44	$17,550	95%
15-1061	Database Administrators	Bachelor's Degree	ND	ND	ND	ND	ND	ND	ND
41-9011	Demonstrators & Product Promoters	Moderate-Term On-the-Job Training	ND	ND	ND	ND	ND	ND	ND
31-9091	Dental Assistants	Moderate-Term On-the-Job Training	95	112	17	17.9%	$10.03	$20,870	113%
29-2021	Dental Hygienists	Associate's Degree	66	77	11	16.7%	$20.09	$41,780	227%
51-9081	Dental Laboratory Technicians	Long-Term On-the-Job Training	ND	ND	ND	ND	ND	ND	ND
29-1020	Dentists	First Professional Degree	ND	ND	ND	ND	ND	ND	ND
47-5011	Derrick Operators, Oil & Gas	Moderate-Term On-the-Job Training	ND	ND	ND	ND	ND	ND	ND
33-3021	Detectives & Criminal Investigators	Exp. in a Related Occupation	11	11	0	0.0%	$19.53	$40,630	221%
29-2032	Diagnostic Medical Sonographers	Associate's Degree	ND	ND	ND	ND	ND	ND	ND
29-2051	Dietetic Technicians	Moderate-Term On-the-Job Training	ND	ND	ND	ND	ND	ND	ND
29-1031	Dietitians & Nutritionists	Bachelor's Degree	ND	ND	ND	ND	ND	ND	ND
35-9011	Dining Room & Cafeteria Attendants & Bartender Helpers	Short-Term On-the-Job Training	68	88	20	29.4%	$6.51	$13,530	74%
35-9021	Dishwashers	Short-Term On-the-Job Training	242	297	55	22.7%	$6.10	$12,690	69%
43-5032	Dispatchers, Except Police, Fire, & Ambulance	Moderate-Term On-the-Job Training	14	15	1	7.1%	$14.64	$30,460	166%
53-3031	Driver/Sales Workers	Short-Term On-the-Job Training	ND	ND	ND	ND	$7.38	$15,350	83%
47-2081	Drywall & Ceiling Tile Installers	Moderate-Term On-the-Job Training	ND	ND	ND	ND	ND	ND	ND
47-5021	Earth Drillers, Except Oil & Gas	Moderate-Term On-the-Job Training	ND	ND	ND	ND	ND	ND	ND
25-1063	Economics Teachers, Postsecondary	Doctoral Degree	ND	ND	ND	ND	ND	ND	ND

Table A.8: Long-Term Projected Occupational Growth in Wyoming's Northwest Region by Occupational Title, 2000 and 2010 (Continued)

SOC[a] Code and Occupation Title		Typical Education Requirements[b]	Employment 2000	Projected 2010	Change Number	Change Percent	2001 Average Wage Hourly	Annual	% of Poverty[c]
19-3011	Economists	Bachelor's Degree	ND	ND	ND	ND	ND	ND	ND
27-3041	Editors	Bachelor's Degree	14	16	2	14.3%	$16.21	$33,710	183%
11-9032	Education Administrators, Elementary & Secondary School	Bachelor's Degree Plus Exp.	94	100	6	6.4%	NA	$54,930	299%
11-9033	Education Administrators, Postsecondary	Bachelor's Degree Plus Exp.	32	34	2	6.3%	$29.35	$61,050	332%
11-9031	Education Administrators, Preschool & Child Care Center/Program	Bachelor's Degree Plus Exp.	ND	ND	ND	ND	ND	ND	ND
25-1081	Education Teachers, Postsecondary	Doctoral Degree	ND	ND	ND	ND	ND	ND	ND
21-1012	Educational, Vocational, & School Counselors	Master's Degree	72	77	5	6.9%	$17.25	$35,880	195%
17-3023	Electrical & Electronic Engineering Technicians	Associate's Degree	12	12	0	0.0%	$22.09	$45,950	250%
51-2022	Electrical & Electronic Equip. Assemblers	Short-Term On-the-Job Training	ND	ND	ND	ND	ND	ND	ND
17-3012	Electrical & Electronics Drafters	Postsecondary Vocational Training	ND	ND	ND	ND	ND	ND	ND
49-2093	Electrical & Electronics Installers & Repairers, Trans. Equip.	Postsecondary Vocational Training	ND	ND	ND	ND	ND	ND	ND
49-2094	Electrical & Electronics Repairers, Comm. & Industrl. Equip.	Postsecondary Vocational Training	9	8	-1	-11.1%	$26.23	$54,570	297%
49-2095	Electrical & Electronics Repairers, Powerhouse, Substation, & Relay	Postsecondary Vocational Training	25	24	-1	-4.0%	$23.66	$49,200	267%
17-2071	Electrical Engineers	Bachelor's Degree	11	12	1	9.1%	$28.35	$58,960	320%
49-9051	Electrical Power-Line Installers & Repairers	Long-Term On-the-Job Training	81	85	4	4.9%	$21.64	$45,020	245%
47-2111	Electricians	Long-Term On-the-Job Training	250	262	12	4.8%	$18.99	$39,500	215%
17-3024	Electro-Mechanical Technicians	Associate's Degree	ND	ND	ND	ND	ND	ND	ND
49-2097	Elec. Home Entertainment Equip. Installers & Repairers	Postsecondary Vocational Training	ND	ND	ND	ND	ND	ND	ND
17-2072	Electronics Engineers, Except Computer	Bachelor's Degree	ND	ND	ND	ND	ND	ND	ND
25-2021	Elementary School Teachers, Except Special Ed.	Bachelor's Degree	508	538	30	5.9%	NA	$33,970	185%
43-4061	Eligibility Interviewers, Government Programs	Moderate-Term On-the-Job Training	ND	ND	ND	ND	ND	ND	ND
13-1061	Emergency Management Specialists	Exp. in a Related Occupation	ND	ND	ND	ND	ND	ND	ND
29-2041	Emrgncy. Med. Techs. & Paramedics	Postsecondary Vocational Training	106	116	10	9.4%	$7.01	$14,580	79%
13-1071	Employment, Recruitment, & Placement Specialists	Bachelor's Degree	27	30	3	11.1%	$14.59	$30,340	165%
11-9041	Engineering Managers	Bachelor's Degree Plus Exp.	48	40	-8	-16.7%	$37.11	$77,180	419%
25-1032	Engineering Teachers, Postsecondary	Doctoral Degree	ND	ND	ND	ND	ND	ND	ND
17-2199	Engineers, All Other	Bachelor's Degree	35	39	4	11.4%	$29.10	$60,520	329%
25-1123	English Language & Literature Teachers, Postsecondary	Doctoral Degree	ND	ND	ND	ND	ND	ND	ND
17-2081	Environmental Engineers	Bachelor's Degree	ND	ND	ND	ND	ND	ND	ND
19-2041	Environmental Scientists & Specialists, Incl. Health	Bachelor's Degree	ND	ND	ND	ND	ND	ND	ND
53-7032	Excavating & Loading Machine & Dragline Operators	Moderate-Term On-the-Job Training	73	59	-14	-19.2%	$13.73	$28,560	155%
43-6011	Executive Secretaries & Administrative Assistants	Moderate-Term On-the-Job Training	478	564	86	18.0%	$12.14	$25,250	137%
47-5099	Extraction Workers, All Other	Short-Term On-the-Job Training	81	68	-13	-16.0%	$18.77	$39,030	212%
51-4021	Extruding & Drawing Machine Setters, Oper., & Tenders, Metal & Plastic	Moderate-Term On-the-Job Training	ND	ND	ND	ND	ND	ND	ND
51-9041	Extruding, Forming, Pressing, & Compacting Machine Setters, Oper., & Tenders	Moderate-Term On-the-Job Training	ND	ND	ND	ND	ND	ND	ND
45-4021	Fallers	Moderate-Term On-the-Job Training	ND	ND	ND	ND	ND	ND	ND

Table A.8: Long-Term Projected Occupational Growth in Wyoming's Northwest Region by Occupational Title, 2000 and 2010 (Continued)

SOC[a] Code and Occupation Title		Typical Education Requirements[b]	Employment 2000	Projected 2010	Change Number	Change Percent	2001 Average Wage Hourly	Annual	% of Poverty[c]
29-1062	Family & General Practitioners	First Professional Degree	51	59	8	15.7%	$56.15	$116,790	635%
25-9021	Farm & Home Management Advisors	Bachelor's Degree	ND	ND	ND	ND	$18.97	$39,460	214%
49-3041	Farm Equip. Mechanics	Postsecondary Vocational Training	36	41	5	13.9%	$11.43	$23,780	129%
11-9011	Farm, Ranch, & Other Agricultural Managers	Bachelor's Degree Plus Exp.	ND	ND	ND	ND	ND	ND	ND
45-9099	Farm., Fishing, & Forestry Workers, All Other	Moderate-Term On-the-Job Training	ND	ND	ND	ND	ND	ND	ND
45-2092	Farmworkers & Laborers, Crop, Nursery, & Greenhouse	Short-Term On-the-Job Training	ND	ND	ND	ND	ND	ND	ND
45-2093	Farmworkers, Farm & Ranch Animals	Short-Term On-the-Job Training	ND	ND	ND	ND	$8.91	$18,540	101%
47-4031	Fence Erectors	Moderate-Term On-the-Job Training	21	23	2	9.5%	$10.90	$22,680	123%
43-4071	File Clerks	Short-Term On-the-Job Training	17	19	2	11.8%	$6.79	$14,110	77%
13-2051	Financial Analysts	Bachelor's Degree	ND	ND	ND	ND	ND	ND	ND
11-3031	Financial Managers	Bachelor's Degree Plus Exp.	158	161	3	1.9%	$22.34	$46,460	253%
13-2099	Financial Specialists, All Other	Bachelor's Degree	ND	ND	ND	ND	ND	ND	ND
27-1013	Fine Artists, Incl. Painters, Sculptors, & Illustrators	Long-Term On-the-Job Training	ND	ND	ND	ND	ND	ND	ND
33-2011	Fire Fighters	Long-Term On-the-Job Training	ND	ND	ND	ND	$21.73	$45,210	246%
47-1011	First-Line Sprvsrs./Mgrs. of Constr. Trades & Extract. Workers	Exp. in a Related Occupation	205	214	9	4.4%	$20.96	$43,600	237%
33-1011	First-Line Sprvsrs./Mgrs. of Correctional Officers	Exp. in a Related Occupation	ND	ND	ND	ND	ND	ND	ND
45-1011	First-Line Sprvsrs./Mgrs. of Farm., Fishing, & Forestry Workers	Exp. in a Related Occupation	ND	ND	ND	ND	$14.02	$29,170	159%
35-1012	First-Line Sprvsrs./Mgrs. of Food Prep. & Serv. Workers	Exp. in a Related Occupation	216	254	38	17.6%	$9.62	$20,000	109%
53-1021	First-Line Sprvsrs./Mgrs. of Helpers, Laborers, & Material Movers, Hand	Exp. in a Related Occupation	14	13	-1	-7.1%	$16.77	$34,870	190%
37-1011	First-Line Sprvsrs./Mgrs. of Housekeeping & Janit. Workers	Exp. in a Related Occupation	82	94	12	14.6%	$12.11	$25,190	137%
37-1012	First-Line Sprvsrs./Mgrs. of Landscaping, Lawn Service, & Groundskeeping Workers	Exp. in a Related Occupation	ND	ND	ND	ND	$17.13	$35,620	194%
49-1011	First-Line Sprvsrs./Mgrs. of Mechanics, Install., & Repairers	Exp. in a Related Occupation	211	224	13	6.2%	$20.72	$43,090	234%
41-1012	First-Line Sprvsrs./Mgrs. of Non-Retail Sales Workers	Exp. in a Related Occupation	33	37	4	12.1%	$19.46	$40,480	220%
43-1011	First-Line Sprvsrs./Mgrs. of Office & Admin. Support Workers	Exp. in a Related Occupation	266	300	34	12.8%	$15.42	$32,080	174%
39-1021	First-Line Sprvsrs./Mgrs. of Personal Service Workers	Exp. in a Related Occupation	ND	ND	ND	ND	$8.87	$18,440	100%
33-1012	First-Line Sprvsrs./Mgrs. of Police & Detectives	Exp. in a Related Occupation	19	20	1	5.3%	$19.80	$41,180	224%
51-1011	First-Line Sprvsrs./Mgrs. of Production & Operat. Workers	Exp. in a Related Occupation	127	119	-8	-6.3%	$20.65	$42,960	233%
41-1011	First-Line Sprvsrs./Mgrs. of Retail Sales Workers	Exp. in a Related Occupation	400	458	58	14.5%	$11.92	$24,790	135%
53-1031	First-Line Sprvsrs./Mgrs. of Transportation & Material-Moving Machine & Vehicle Operators	Exp. in a Related Occupation	74	74	0	0.0%	$21.09	$43,870	238%
33-1099	First-Line Sprvsrs./Mgrs., Protect. Serv. Workers, All Other	Exp. in a Related Occupation	32	33	1	3.1%	$24.86	$51,700	281%
33-3031	Fish & Game Wardens	Long-Term On-the-Job Training	28	31	3	10.7%	$18.60	$38,700	210%
39-9031	Fitness Trainers & Aerobics Instructors	Postsecondary Vocational Training	73	75	2	2.7%	$10.16	$21,130	115%
47-2042	Floor Layers, Except Carpet, Wood, & Hard Tiles	Moderate-Term On-the-Job Training	ND	ND	ND	ND	ND	ND	ND
27-1023	Floral Designers	Moderate-Term On-the-Job Training	20	22	2	10.0%	$7.55	$15,700	85%
51-3091	Food & Tobacco Roasting, Baking, & Drying Machine Operators & Tenders	Short-Term On-the-Job Training	ND	ND	ND	ND	ND	ND	ND
51-3092	Food Batchmakers	Short-Term On-the-Job Training	ND	ND	ND	ND	ND	ND	ND

Table A.8: Long-Term Projected Occupational Growth in Wyoming's Northwest Region by Occupational Title, 2000 and 2010 (Continued)

SOC[a] Code and Occupation Title		Typical Education Requirements[b]	Employment 2000	Projected 2010	Change Number	Change Percent	2001 Average Wage Hourly	Annual	% of Poverty[c]
35-9099	Food Prep. & Serving Related Workers, All Other	Short-Term On-the-Job Training	ND	ND	ND	ND	ND	ND	ND
35-2021	Food Prep. Workers	Short-Term On-the-Job Training	195	223	28	14.4%	$7.25	$15,080	82%
35-3041	Food Servers, Nonrestaurant	Short-Term On-the-Job Training	ND	ND	ND	ND	ND	ND	ND
11-9051	Food Service Managers	Exp. in a Related Occupation	113	134	21	18.6%	$14.44	$30,040	163%
25-1124	Foreign Language & Literature Teachers, Postsecondary	Doctoral Degree	ND	ND	ND	ND	ND	ND	ND
19-4093	Forest & Conservation Technicians	Associate's Degree	30	30	0	0.0%	$14.32	$29,780	162%
45-4011	Forest & Conservation Workers	Moderate-Term On-the-Job Training	ND	ND	ND	ND	ND	ND	ND
33-2022	Forest Fire Inspectors & Prevention Specialists	Exp. in a Related Occupation	ND	ND	ND	ND	ND	ND	ND
19-1032	Foresters	Bachelor's Degree	10	10	0	0.0%	$22.66	$47,140	256%
51-4071	Foundry Mold & Coremakers	Moderate-Term On-the-Job Training	ND	ND	ND	ND	ND	ND	ND
39-4021	Funeral Attendants	Short-Term On-the-Job Training	ND	ND	ND	ND	ND	ND	ND
11-9061	Funeral Directors	Associate's Degree	12	13	1	8.3%	$17.86	$37,140	202%
51-9051	Furnace, Kiln, Oven, Drier, & Kettle Operators & Tenders	Moderate-Term On-the-Job Training	45	37	-8	-17.8%	$18.36	$38,190	208%
51-7021	Furniture Finishers	Long-Term On-the-Job Training	ND	ND	ND	ND	ND	ND	ND
51-8092	Gas Plant Operators	Long-Term On-the-Job Training	ND	ND	ND	ND	ND	ND	ND
11-1021	General & Operations Managers	Bachelor's Degree Plus Exp.	786	858	72	9.2%	$24.77	$51,520	280%
19-3092	Geographers	Master's Degree	ND	ND	ND	ND	ND	ND	ND
19-4041	Geological & Petroleum Technicians	Associate's Degree	ND	ND	ND	ND	$18.81	$39,120	213%
19-2042	Geoscientists, Except Hydrologists & Geographers	Bachelor's Degree	11	10	-1	-9.1%	$35.00	$72,810	396%
47-2121	Glaziers	Long-Term On-the-Job Training	ND	ND	ND	ND	ND	ND	ND
27-1024	Graphic Designers	Bachelor's Degree	25	30	5	20.0%	$15.85	$32,970	179%
51-9022	Grinding & Polishing Workers, Hand	Moderate-Term On-the-Job Training	ND	ND	ND	ND	ND	ND	ND
39-5012	Hairdressers, Hairstylists, & Cosmetologists	Postsecondary Vocational Training	ND	ND	ND	ND	ND	ND	ND
17-2111	Health & Safety Engineers, Except Mining Safety Engrs. & Inspectors	Bachelor's Degree	ND	ND	ND	ND	ND	ND	ND
29-1199	Health Diagnosing & Treating Practitioners, All Other	First Professional Degree	ND	ND	ND	ND	ND	ND	ND
21-1091	Health Educators	Master's Degree	ND	ND	ND	ND	ND	ND	ND
29-9199	Health Professionals & Technicians, All Other	Associate's Degree	18	22	4	22.2%	$12.81	$26,650	145%
25-1071	Health Specialties Teachers, Postsecondary	Doctoral Degree	ND	ND	ND	ND	ND	ND	ND
31-9099	Healthcare Support Workers, All Other	Short-Term On-the-Job Training	70	83	13	18.6%	$9.55	$19,870	108%
51-4191	Heat Treating Equip. Setters, Oper., & Tenders, Metal & Plastic	Moderate-Term On-the-Job Training	ND	ND	ND	ND	ND	ND	ND
49-9021	Heating, Air Conditioning, & Refriger. Mechanics & Installers	Long-Term On-the-Job Training	ND	ND	ND	ND	$14.93	$31,050	169%
47-3019	Helpers, Construction Trades, All Other	Short-Term On-the-Job Training	ND	ND	ND	ND	ND	ND	ND
47-3012	Helpers--Carpenters	Short-Term On-the-Job Training	ND	ND	ND	ND	$9.86	$20,500	111%
47-3013	Helpers--Electricians	Short-Term On-the-Job Training	ND	ND	ND	ND	ND	ND	ND
47-5081	Helpers--Extraction Workers	Short-Term On-the-Job Training	141	121	-20	-14.2%	$19.16	$39,850	217%
49-9098	Helpers--Installation, Maintenance, & Repair Workers	Short-Term On-the-Job Training	31	31	0	0.0%	$10.90	$22,660	123%
47-3014	Helpers--Painters, Paperhangers, Plasterers, & Stucco Masons	Short-Term On-the-Job Training	ND	ND	ND	ND	ND	ND	ND
47-3015	Helpers--Pipelayers, Plumbers, Pipefitters, & Steamfitters	Short-Term On-the-Job Training	ND	ND	ND	ND	ND	ND	ND
51-9198	Helpers--Production Workers	Short-Term On-the-Job Training	116	109	-7	-6.0%	$8.25	$17,160	93%

Table A.8: Long-Term Projected Occupational Growth in Wyoming's Northwest Region by Occupational Title, 2000 and 2010 (Continued)

SOC[a] Code and Occupation Title		Typical Education Requirements[b]	Employment 2000	Projected 2010	Change Number	Change Percent	2001 Average Wage Hourly	Annual	% of Poverty[c]
47-3016	Helpers--Roofers	Short-Term On-the-Job Training	47	52	5	10.6%	$8.80	$18,300	99%
47-4051	Highway Maintenance Workers	Moderate-Term On-the-Job Training	41	42	1	2.4%	$13.24	$27,540	150%
19-3093	Historians	Master's Degree	ND	ND	ND	ND	ND	ND	ND
25-1125	History Teachers, Postsecondary	Doctoral Degree	ND	ND	ND	ND	ND	ND	ND
49-9031	Home Appliance Repairers	Long-Term On-the-Job Training	ND	ND	ND	ND	ND	ND	ND
31-1011	Home Health Aides	Short-Term On-the-Job Training	54	63	9	16.7%	$8.02	$16,690	91%
35-9031	Hosts & Hostesses, Restaurant, Lounge, & Coffee Shop	Short-Term On-the-Job Training	ND	ND	ND	ND	ND	ND	ND
43-4081	Hotel, Motel, & Resort Desk Clerks	Short-Term On-the-Job Training	ND	ND	ND	ND	ND	ND	ND
43-4161	Human Resources Assistants, Except Payroll & Timekeeping	Short-Term On-the-Job Training	ND	ND	ND	ND	ND	ND	ND
11-3040	Human Resources Managers	Bachelor's Degree Plus Exp.	30	30	0	0.0%	$23.98	$49,870	271%
19-2043	Hydrologists	Bachelor's Degree	ND	ND	ND	ND	ND	ND	ND
17-2112	Industrial Engineers	Bachelor's Degree	ND	ND	ND	ND	ND	ND	ND
49-9041	Industrial Machinery Mechanics	Long-Term On-the-Job Training	ND	ND	ND	ND	ND	ND	ND
11-3051	Industrial Production Managers	Bachelor's Degree	38	37	-1	-2.6%	$23.52	$48,930	266%
53-7051	Industrial Truck & Tractor Operators	Short-Term On-the-Job Training	147	134	-13	-8.8%	$12.38	$25,740	140%
51-9061	Inspectors, Testers, Sorters, Samplers, & Weighers	Moderate-Term On-the-Job Training	41	37	-4	-9.8%	$15.72	$32,690	178%
49-9099	Installation, Maintenance, & Repair Workers, All Other	Short-Term On-the-Job Training	31	31	0	0.0%	$15.77	$32,790	178%
25-9031	Instructional Coordinators	Master's Degree	24	26	2	8.3%	$22.78	$47,380	258%
43-9041	Insurance Claims & Policy Processing Clerks	Moderate-Term On-the-Job Training	ND	ND	ND	ND	ND	ND	ND
41-3021	Insurance Sales Agents	Bachelor's Degree	ND	ND	ND	ND	$21.91	$45,570	248%
29-1063	Internists, General	First Professional Degree	ND	ND	ND	ND	ND	ND	ND
27-3091	Interpreters & Translators	Long-Term On-the-Job Training	ND	ND	ND	ND	ND	ND	ND
43-4111	Interviewers, Except Eligibility & Loan	Short-Term On-the-Job Training	35	42	7	20.0%	$9.18	$19,090	104%
37-2011	Janitors & Cleaners, Except Maids & Housekeeping Cleaners	Short-Term On-the-Job Training	684	773	89	13.0%	$9.58	$19,920	108%
51-5021	Job Printers	Long-Term On-the-Job Training	18	21	3	16.7%	$9.51	$19,780	108%
23-1023	Judges, Magistrate Judges, & Magistrates	Bachelor's Degree Plus Exp.	ND	ND	ND	ND	ND	ND	ND
25-2012	Kndrgrtn. Teachers, Except Special Ed.	Bachelor's Degree	62	66	4	6.5%	NA	$32,300	176%
17-1012	Landscape Architects	Bachelor's Degree	ND	ND	ND	ND	ND	ND	ND
53-7062	Laborers & Freight, Stock, & Material Movers, Hand	Short-Term On-the-Job Training	227	237	10	4.4%	$7.66	$15,940	87%
37-3011	Landscaping & Groundskeeping Workers	Short-Term On-the-Job Training	133	169	36	27.1%	$9.87	$20,520	112%
51-4034	Lathe & Turning Machine Tool Setters, Oper., & Tenders, Metal & Plastic	Moderate-Term On-the-Job Training	ND	ND	ND	ND	ND	ND	ND
51-6011	Laundry & Dry Cleaning Workers	Moderate-Term On-the-Job Training	105	122	17	16.2%	$7.44	$15,470	84%
23-2092	Law Clerks	Bachelor's Degree	ND	ND	ND	ND	$12.07	$25,100	136%
23-1011	Lawyers	First Professional Degree	61	69	8	13.1%	$20.60	$42,840	233%
43-6012	Legal Secretaries	Postsecondary Vocational Training	ND	ND	ND	ND	$11.23	$23,350	127%
11-1031	Legislators	Bachelor's Degree Plus Exp.	38	39	1	2.6%	$11.51	$23,940	130%
25-4021	Librarians	Master's Degree	62	66	4	6.5%	$17.59	$36,590	199%
43-4121	Library Assistants, Clerical	Short-Term On-the-Job Training	ND	ND	ND	ND	ND	ND	ND
25-4031	Library Technicians	Short-Term On-the-Job Training	69	73	4	5.8%	$8.63	$17,950	98%

Table A.8: Long-Term Projected Occupational Growth in Wyoming's Northwest Region by Occupational Title, 2000 and 2010 (Continued)

SOC[a] Code and Occupation Title		Typical Education Requirements[b]	Employment 2000	Projected 2010	Change Number	Change Percent	2001 Average Wage Hourly	Annual	% of Poverty[c]
25-9199	Library, Museum, Training, & Other Ed. Workers, All Other	Bachelor's Degree	ND	ND	ND	ND	ND	ND	ND
29-2061	Licensed Practical & Licensed Vocational Nurses	Postsecondary Vocational Training	181	212	31	17.1%	$12.94	$26,910	146%
19-1099	Life Scientists, All Other	Bachelor's Degree	19	19	0	0.0%	$21.96	$45,680	248%
19-4099	Life, Physical, & Social Science Technicians, All Other	Associate's Degree	32	55	23	71.9%	$16.17	$33,630	183%
53-7033	Loading Machine Operators, Underground Mining	Moderate-Term On-the-Job Training	ND	ND	ND	ND	ND	ND	ND
43-4131	Loan Interviewers & Clerks	Short-Term On-the-Job Training	57	54	-3	-5.3%	$10.27	$21,360	116%
13-2072	Loan Officers	Bachelor's Degree	96	92	-4	-4.2%	$19.20	$39,950	217%
39-3093	Locker Room, Coatroom, & Dressing Room Attendants	Short-Term On-the-Job Training	ND	ND	ND	ND	ND	ND	ND
11-9081	Lodging Managers	Exp. in a Related Occupation	ND	ND	ND	ND	$12.05	$25,070	136%
45-4022	Logging Equip. Operators	Moderate-Term On-the-Job Training	ND	ND	ND	ND	ND	ND	ND
53-7063	Machine Feeders & Offbearers	Short-Term On-the-Job Training	13	10	-3	-23.1%	$11.67	$24,280	132%
51-4041	Machinists	Long-Term On-the-Job Training	14	11	-3	-21.4%	$15.14	$31,490	171%
37-2012	Maids & Housekeeping Cleaners	Short-Term On-the-Job Training	588	743	155	26.4%	$6.31	$13,130	71%
43-9051	Mail Clerks & Mail Machine Operators, Except Postal Serv.	Short-Term On-the-Job Training	ND	ND	ND	ND	$7.00	$14,560	79%
49-9042	Maintenance & Repair Workers, General	Long-Term On-the-Job Training	480	545	65	13.5%	$12.54	$26,070	142%
49-9043	Maintenance Workers, Machinery	Long-Term On-the-Job Training	24	23	-1	-4.2%	$15.88	$33,030	180%
13-1111	Management Analysts	Bachelor's Degree Plus Exp.	ND	ND	ND	ND	ND	ND	ND
11-9199	Managers, All Other	Exp. in a Related Occupation	85	88	3	3.5%	$23.17	$48,190	262%
49-9095	Manufactured Building & Mobile Home Installers	Moderate-Term On-the-Job Training	ND	ND	ND	ND	ND	ND	ND
19-3021	Market Research Analysts	Bachelor's Degree	ND	ND	ND	ND	ND	ND	ND
11-2021	Marketing Managers	Bachelor's Degree Plus Exp.	17	16	-1	-5.9%	$26.55	$55,210	300%
21-1013	Marriage & Family Therapists	Master's Degree	ND	ND	ND	ND	ND	ND	ND
31-9011	Massage Therapists	Postsecondary Vocational Training	ND	ND	ND	ND	ND	ND	ND
53-7199	Material Moving Workers, All Other	Moderate-Term On-the-Job Training	ND	ND	ND	ND	ND	ND	ND
25-1022	Mathematical Science Teachers, Postsecondary	Doctoral Degree	ND	ND	ND	ND	ND	ND	ND
15-2091	Mathematical Technicians	Master's Degree	ND	ND	ND	ND	ND	ND	ND
51-3022	Meat, Poultry, & Fish Cutters & Trimmers	Short-Term On-the-Job Training	35	39	4	11.4%	$6.63	$13,780	75%
17-3013	Mechanical Drafters	Postsecondary Vocational Training	ND	ND	ND	ND	ND	ND	ND
17-2141	Mechanical Engineers	Bachelor's Degree	ND	ND	ND	ND	ND	ND	ND
27-4099	Media & Communication Equip. Workers, All Other	Moderate-Term On-the-Job Training	ND	ND	ND	ND	ND	ND	ND
27-3099	Media & Communication Workers, All Other	Long-Term On-the-Job Training	ND	ND	ND	ND	ND	ND	ND
29-2012	Medical & Clinical Laboratory Technicians	Associate's Degree	25	29	4	16.0%	$17.04	$35,450	193%
29-2011	Medical & Clinical Laboratory Technologists	Bachelor's Degree	37	43	6	16.2%	$19.30	$40,150	218%
11-9111	Medical & Health Services Managers	Bachelor's Degree Plus Exp.	71	82	11	15.5%	$24.60	$51,160	278%
21-1022	Medical & Public Health Social Workers	Bachelor's Degree	18	21	3	16.7%	$19.15	$39,840	217%
31-9092	Medical Assistants	Moderate-Term On-the-Job Training	17	20	3	17.6%	$10.63	$22,100	120%
31-9093	Medical Equip. Preparers	Short-Term On-the-Job Training	ND	ND	ND	ND	ND	ND	ND
29-2071	Medical Records & Health Information Technicians	Associate's Degree	37	43	6	16.2%	$10.82	$22,510	122%
19-1042	Medical Scientists, Except Epidemiologists	Doctoral Degree	ND	ND	ND	ND	ND	ND	ND
43-6013	Medical Secretaries	Postsecondary Vocational Training	100	118	18	18.0%	$10.14	$21,100	115%

Table A.8: Long-Term Projected Occupational Growth in Wyoming's Northwest Region by Occupational Title, 2000 and 2010 (Continued)

SOC[a] Code and Occupation Title		Typical Education Requirements[b]	Employment 2000	Projected 2010	Change Number	Change Percent	2001 Average Wage Hourly	Annual	% of Poverty[c]
31-9094	Medical Transcriptionists	Postsecondary Vocational Training	40	47	7	17.5%	$10.73	$22,310	121%
13-1121	Meeting & Convention Planners	Bachelor's Degree	ND	ND	ND	ND	ND	ND	ND
21-1023	Mental Health & Substance Abuse Social Workers	Master's Degree	ND	ND	ND	ND	ND	ND	ND
21-1014	Mental Health Counselors	Master's Degree	ND	ND	ND	ND	ND	ND	ND
27-1026	Merchandise Displayers & Window Trimmers	Moderate-Term On-the-Job Training	ND	ND	ND	ND	ND	ND	ND
51-4199	Metal Workers & Plastic Workers, All Other	Moderate-Term On-the-Job Training	ND	ND	ND	ND	ND	ND	ND
43-5041	Meter Readers, Utilities	Short-Term On-the-Job Training	32	32	0	0.0%	$12.83	$26,680	145%
25-2022	Middle School Teachers, Except Special & Voc. Ed.	Bachelor's Degree	258	273	15	5.8%	NA	$33,880	184%
49-9044	Millwrights	Long-Term On-the-Job Training	ND	ND	ND	ND	ND	ND	ND
17-2151	Mining & Geological Engineers, Incl. Mining Safety Engrs.	Bachelor's Degree	ND	ND	ND	ND	$26.72	$55,580	302%
47-5049	Mining Machine Operators, All Other	Moderate-Term On-the-Job Training	ND	ND	ND	ND	ND	ND	ND
51-9023	Mixing & Blending Machine Setters, Oper., & Tenders	Moderate-Term On-the-Job Training	ND	ND	ND	ND	ND	ND	ND
49-3042	Mobile Heavy Equip. Mechanics, Except Engines	Postsecondary Vocational Training	ND	ND	ND	ND	$17.33	$36,040	196%
51-9195	Molders, Shapers, & Casters, Except Metal & Plastic	Moderate-Term On-the-Job Training	ND	ND	ND	ND	ND	ND	ND
51-4072	Molding, Coremaking, & Casting Machine Setters, Oper., & Tenders, Metal & Plastic	Moderate-Term On-the-Job Training	ND	ND	ND	ND	ND	ND	ND
39-3021	Motion Picture Projectionists	Short-Term On-the-Job Training	ND	ND	ND	ND	ND	ND	ND
53-3099	Motor Vehicle Operators, All Other	Short-Term On-the-Job Training	21	21	0	0.0%	$13.18	$27,410	149%
49-3051	Motorboat Mechanics	Long-Term On-the-Job Training	ND	ND	ND	ND	ND	ND	ND
49-3052	Motorcycle Mechanics	Long-Term On-the-Job Training	ND	ND	ND	ND	ND	ND	ND
27-1014	Multi-Media Artists & Animators	Bachelor's Degree	ND	ND	ND	ND	ND	ND	ND
27-2042	Musicians & Singers	Long-Term On-the-Job Training	ND	ND	ND	ND	ND	ND	ND
11-9121	Natural Sciences Managers	Bachelor's Degree Plus Exp.	17	17	0	0.0%	$30.07	$62,550	340%
15-1071	Network & Computer Systems Administrators	Bachelor's Degree	20	20	0	0.0%	$22.39	$46,570	253%
15-1081	Network Systems & Data Communications Analysts	Bachelor's Degree	ND	ND	ND	ND	ND	ND	ND
43-4141	New Accounts Clerks	Exp. in a Related Occupation	20	19	-1	-5.0%	$10.18	$21,160	115%
27-3020	News Analysts, Reporters & Correspondents	Long-Term On-the-Job Training	ND	ND	ND	ND	ND	ND	ND
39-2021	Nonfarm Animal Caretakers	Short-Term On-the-Job Training	ND	ND	ND	ND	$7.84	$16,300	89%
19-4051	Nuclear Technicians	Associate's Degree	ND	ND	ND	ND	ND	ND	ND
31-1012	Nursing Aides, Orderlies, & Attend.	Short-Term On-the-Job Training	625	723	98	15.7%	$8.11	$16,880	92%
25-1072	Nursing Instructors & Teachers, Postsecondary	Doctoral Degree	ND	ND	ND	ND	ND	ND	ND
29-9010	Occupational Health & Safety Specialists & Technicians	Bachelor's Degree	ND	ND	ND	ND	$24.49	$50,940	277%
31-2012	Occupational Therapist Aides	Short-Term On-the-Job Training	ND	ND	ND	ND	ND	ND	ND
31-2011	Occupational Therapist Assistants	Associate's Degree	ND	ND	ND	ND	ND	ND	ND
29-1122	Occupational Therapists	Bachelor's Degree	35	41	6	17.1%	$26.52	$55,170	300%
43-9061	Office Clerks, General	Short-Term On-the-Job Training	418	466	48	11.5%	$8.33	$17,330	94%
47-2073	Operating Engineers & Other Constr. Equip. Operators	Moderate-Term On-the-Job Training	147	156	9	6.1%	$15.75	$32,760	178%
29-2081	Opticians, Dispensing	Long-Term On-the-Job Training	ND	ND	ND	ND	ND	ND	ND
29-1041	Optometrists	First Professional Degree	ND	ND	ND	ND	ND	ND	ND
43-4151	Order Clerks	Short-Term On-the-Job Training	48	51	3	6.3%	$10.59	$22,020	120%

Table A.8: Long-Term Projected Occupational Growth in Wyoming's Northwest Region by Occupational Title, 2000 and 2010 (Continued)

SOC[a] Code and Occupation Title		Typical Education Requirements[b]	Employment 2000	Projected 2010	Change Number	Change Percent	2001 Average Wage Hourly	Annual	% of Poverty[c]
49-3053	Outdoor Power Equip. & Other Small Engine Mechanics	Moderate-Term On-the-Job Training	ND	ND	ND	ND	$9.94	$20,680	112%
51-9111	Packaging & Filling Machine Operators & Tenders	Short-Term On-the-Job Training	118	99	-19	-16.1%	$12.56	$26,120	142%
53-7064	Packers & Packagers, Hand	Short-Term On-the-Job Training	227	225	-2	-0.9%	$7.48	$15,560	85%
47-2141	Painters, Construction & Maintenance	Moderate-Term On-the-Job Training	70	80	10	14.3%	$12.07	$25,100	136%
51-9123	Painting, Coating, & Decorating Workers	Short-Term On-the-Job Training	ND	ND	ND	ND	ND	ND	ND
23-2011	Paralegals & Legal Assistants	Associate's Degree	ND	ND	ND	ND	ND	ND	ND
41-2022	Parts Salespersons	Moderate-Term On-the-Job Training	69	72	3	4.3%	$10.26	$21,340	116%
47-2071	Paving, Surfacing, & Tamping Equip. Operators	Moderate-Term On-the-Job Training	ND	ND	ND	ND	ND	ND	ND
43-3051	Payroll & Timekeeping Clerks	Short-Term On-the-Job Training	30	31	1	3.3%	$11.50	$23,930	130%
29-1065	Pediatricians, General	First Professional Degree	ND	ND	ND	ND	ND	ND	ND
39-9021	Personal & Home Care Aides	Short-Term On-the-Job Training	170	216	46	27.1%	$6.54	$13,600	74%
39-9099	Personal Care & Service Workers, All Other	Short-Term On-the-Job Training	ND	ND	ND	ND	ND	ND	ND
13-2052	Personal Financial Advisors	Bachelor's Degree	ND	ND	ND	ND	ND	ND	ND
37-2021	Pest Control Workers	Moderate-Term On-the-Job Training	ND	ND	ND	ND	ND	ND	ND
37-3012	Pesticide Handlers, Sprayers, & Applicators, Vegetation	Moderate-Term On-the-Job Training	ND	ND	ND	ND	$11.08	$23,040	125%
17-2171	Petroleum Engineers	Bachelor's Degree	ND	ND	ND	ND	$32.74	$68,100	370%
51-8093	Petroleum Pump System Oper., Refinery Oper., & Gaugers	Long-Term On-the-Job Training	ND	ND	ND	ND	ND	ND	ND
29-1051	Pharmacists	First Professional Degree	84	96	12	14.3%	$31.40	$65,320	355%
31-9095	Pharmacy Aides	Short-Term On-the-Job Training	ND	ND	ND	ND	ND	ND	ND
29-2052	Pharmacy Technicians	Moderate-Term On-the-Job Training	44	50	6	13.6%	$10.83	$22,530	122%
27-4021	Photographers	Long-Term On-the-Job Training	16	19	3	18.8%	$10.56	$21,960	119%
51-9131	Photographic Process Workers	Moderate-Term On-the-Job Training	ND	ND	ND	ND	ND	ND	ND
51-9132	Photographic Processing Machine Operators	Short-Term On-the-Job Training	ND	ND	ND	ND	ND	ND	ND
19-2099	Physical Scientists, All Other	Bachelor's Degree	ND	ND	ND	ND	ND	ND	ND
31-2022	Physical Therapist Aides	Short-Term On-the-Job Training	ND	ND	ND	ND	ND	ND	ND
31-2021	Physical Therapist Assistants	Associate's Degree	26	31	5	19.2%	$14.71	$30,590	166%
29-1123	Physical Therapists	Master's Degree	77	90	13	16.9%	$23.92	$49,750	270%
29-1071	Physician Assistants	Bachelor's Degree	21	24	3	14.3%	$37.32	$77,620	422%
29-1069	Physicians & Surgeons, All Other	First Professional Degree	ND	ND	ND	ND	ND	ND	ND
19-2012	Physicists	Doctoral Degree	ND	ND	ND	ND	ND	ND	ND
25-1054	Physics Teachers, Postsecondary	Doctoral Degree	ND	ND	ND	ND	ND	ND	ND
47-2151	Pipelayers	Moderate-Term On-the-Job Training	ND	ND	ND	ND	ND	ND	ND
51-8099	Plant & System Operators, All Other	Long-Term On-the-Job Training	43	39	-4	-9.3%	$16.64	$34,610	188%
47-2152	Plumbers, Pipefitters, & Steamfitters	Long-Term On-the-Job Training	253	285	32	12.6%	$15.02	$31,240	170%
33-3051	Police & Sheriff's Patrol Officers	Long-Term On-the-Job Training	121	128	7	5.8%	$15.76	$32,770	178%
43-5031	Police, Fire, & Ambulance Dispatchers	Moderate-Term On-the-Job Training	37	38	1	2.7%	$10.51	$21,870	119%
25-1065	Political Science Teachers, Postsecondary	Doctoral Degree	ND	ND	ND	ND	ND	ND	ND
43-5051	Postal Service Clerks	Short-Term On-the-Job Training	13	13	0	0.0%	$18.24	$37,930	206%
43-5052	Postal Service Mail Carriers	Short-Term On-the-Job Training	39	40	1	2.6%	$18.01	$37,470	204%

Table A.8: Long-Term Projected Occupational Growth in Wyoming's Northwest Region by Occupational Title, 2000 and 2010 (Continued)

SOC[a] Code and Occupation Title		Typical Education Requirements[b]	Employment 2000	Projected 2010	Change Number	Change Percent	2001 Average Wage Hourly	Annual	% of Poverty[c]
43-5053	Postal Service Mail Sorters, Processors, & Processing Machine Operators	Short-Term On-the-Job Training	16	16	0	0.0%	$9.23	$19,190	104%
11-9131	Postmasters & Mail Superintendents	Exp. in a Related Occupation	18	18	0	0.0%	$20.72	$43,090	234%
25-1199	Postsecondary Teachers, All Other	Doctoral Degree	ND	ND	ND	ND	ND	ND	ND
51-4052	Pourers & Casters, Metal	Moderate-Term On-the-Job Training	ND	ND	ND	ND	ND	ND	ND
51-8012	Power Distributors & Dispatchers	Long-Term On-the-Job Training	ND	ND	ND	ND	ND	ND	ND
51-8013	Power Plant Operators	Long-Term On-the-Job Training	ND	ND	ND	ND	ND	ND	ND
49-9069	Precision Instrument & Equip. Repairers, All Other	Long-Term On-the-Job Training	ND	ND	ND	ND	ND	ND	ND
51-5022	Prepress Technicians & Workers	Long-Term On-the-Job Training	28	32	4	14.3%	$9.03	$18,780	102%
25-2011	Preschool Teachers, Except Special Ed.	Bachelor's Degree	ND	ND	ND	ND	ND	ND	ND
51-6021	Pressers, Textile, Garment, & Related Materials	Short-Term On-the-Job Training	ND	ND	ND	ND	ND	ND	ND
51-5023	Printing Machine Operators	Moderate-Term On-the-Job Training	ND	ND	ND	ND	ND	ND	ND
33-9021	Private Detectives & Investigators	Exp. in a Related Occupation	ND	ND	ND	ND	ND	ND	ND
21-1092	Probation Officers & Correctional Treatment Specialists	Bachelor's Degree	ND	ND	ND	ND	ND	ND	ND
43-3061	Procurement Clerks	Short-Term On-the-Job Training	12	13	1	8.3%	$12.68	$26,380	143%
27-2012	Producers & Directors	Bachelor's Degree Plus Exp.	ND	ND	ND	ND	ND	ND	ND
51-9199	Production Workers, All Other	Moderate-Term On-the-Job Training	116	123	7	6.0%	$9.40	$19,540	106%
43-5061	Production, Planning, & Expediting Clerks	Short-Term On-the-Job Training	20	21	1	5.0%	$14.28	$29,710	161%
11-9141	Property, Real Estate, & Community Association Managers	Bachelor's Degree	ND	ND	ND	ND	$13.69	$28,480	155%
33-9099	Protect. Serv. Workers, All Other	Short-Term On-the-Job Training	57	66	9	15.8%	$15.04	$31,280	170%
31-1013	Psychiatric Aides	Short-Term On-the-Job Training	ND	ND	ND	ND	ND	ND	ND
29-2053	Psychiatric Technicians	Postsecondary Vocational Training	ND	ND	ND	ND	ND	ND	ND
29-1066	Psychiatrists	First Professional Degree	ND	ND	ND	ND	ND	ND	ND
25-1066	Psychology Teachers, Postsecondary	Doctoral Degree	ND	ND	ND	ND	ND	ND	ND
11-2031	Public Relations Managers	Bachelor's Degree Plus Exp.	12	11	-1	-8.3%	$34.61	$71,980	391%
27-3031	Public Relations Specialists	Bachelor's Degree	16	18	2	12.5%	$14.04	$29,200	159%
53-7072	Pump Operators, Except Wellhead Pumpers	Moderate-Term On-the-Job Training	ND	ND	ND	ND	ND	ND	ND
13-1021	Purchasing Agents & Buyers, Farm Prod.	Exp. in a Related Occupation	ND	ND	ND	ND	ND	ND	ND
13-1023	Purchasing Agents, Except Wholesale, Retail, & Farm Prod.	Bachelor's Degree	29	27	-2	-6.9%	$17.59	$36,590	199%
11-3061	Purchasing Managers	Bachelor's Degree Plus Exp.	28	29	1	3.6%	$16.34	$34,000	185%
29-1124	Radiation Therapists	Associate's Degree	ND	ND	ND	ND	ND	ND	ND
29-2034	Radiologic Technologists & Technicians	Associate's Degree	42	49	7	16.7%	$16.85	$35,040	190%
41-9022	Real Estate Sales Agents	Postsecondary Vocational Training	13	14	1	7.7%	$17.30	$35,990	196%
43-4171	Receptionists & Information Clerks	Short-Term On-the-Job Training	203	238	35	17.2%	$8.00	$16,650	90%
25-1193	Recreation & Fitness Studies Teachers, Postsecondary	Doctoral Degree	ND	ND	ND	ND	ND	ND	ND
39-9032	Recreation Workers	Bachelor's Degree	ND	ND	ND	ND	$7.96	$16,550	90%
29-1125	Recreational Therapists	Bachelor's Degree	ND	ND	ND	ND	$8.46	$17,600	96%
49-3092	Recreational Vehicle Service Technicians	Long-Term On-the-Job Training	ND	ND	ND	ND	ND	ND	ND
53-7081	Refuse & Recyclable Material Collectors	Short-Term On-the-Job Training	ND	ND	ND	ND	ND	ND	ND
29-1111	Registered Nurses	Associate's Degree	586	681	95	16.2%	$17.92	$37,280	203%

Table A.8: Long-Term Projected Occupational Growth in Wyoming's Northwest Region by Occupational Title, 2000 and 2010 (Continued)

SOC[a] Code and Occupation Title		Typical Education Requirements[b]	Employment 2000	Projected 2010	Change Number	Change Percent	2001 Average Wage Hourly	Annual	% of Poverty[c]
21-1015	Rehabilitation Counselors	Master's Degree	17	21	4	23.5%	$13.76	$28,620	156%
47-2171	Reinforcing Iron & Rebar Workers	Long-Term On-the-Job Training	ND	ND	ND	ND	ND	ND	ND
43-4181	Reservation & Transportation Ticket Agents & Travel Clerks	Short-Term On-the-Job Training	ND	ND	ND	ND	$8.84	$18,380	100%
39-9041	Residential Advisors	Moderate-Term On-the-Job Training	31	36	5	16.1%	$8.90	$18,510	101%
29-1126	Respiratory Therapists	Associate's Degree	12	14	2	16.7%	$16.85	$35,040	190%
29-2054	Respiratory Therapy Technicians	Postsecondary Vocational Training	18	21	3	16.7%	$15.23	$31,680	172%
41-2031	Retail Salespersons	Short-Term On-the-Job Training	1,041	1,195	154	14.8%	$8.83	$18,370	100%
47-2181	Roofers	Moderate-Term On-the-Job Training	32	36	4	12.5%	$12.30	$25,580	139%
47-5012	Rotary Drill Operators, Oil & Gas	Moderate-Term On-the-Job Training	ND	ND	ND	ND	$21.08	$43,840	238%
47-5071	Roustabouts, Oil & Gas	Moderate-Term On-the-Job Training	32	31	-1	-3.1%	$12.26	$25,510	139%
41-9099	Sales & Related Workers, All Other	Moderate-Term On-the-Job Training	19	23	4	21.1%	$7.49	$15,580	85%
11-2022	Sales Managers	Bachelor's Degree Plus Exp.	48	45	-3	-6.3%	$25.19	$52,400	285%
41-4012	Sales Reps., Whlsle. & Manuf., Except Tech. & Scientif. Prod.	Moderate-Term On-the-Job Training	171	181	10	5.8%	$14.52	$30,210	164%
41-4011	Sales Reps., Whlsle. & Manufact., Tech. & Scientific Prod.	Moderate-Term On-the-Job Training	16	15	-1	-6.3%	$29.06	$60,450	329%
51-7041	Sawing Machine Setters, Oper., & Tenders, Wood	Moderate-Term On-the-Job Training	ND	ND	ND	ND	ND	ND	ND
25-2031	Secondary School Teachers, Except Special & Voc. Ed.	Bachelor's Degree	370	392	22	5.9%	NA	$37,590	204%
43-6014	Secretaries, Except Legal, Medical, & Executive	Moderate-Term On-the-Job Training	734	783	49	6.7%	$9.34	$19,420	106%
41-3031	Securities, Commodities, & Financial Services Sales Agents	Bachelor's Degree	32	50	18	56.3%	$32.06	$66,690	362%
33-9032	Security Guards	Short-Term On-the-Job Training	60	75	15	25.0%	$9.61	$20,000	109%
25-3021	Self-Enrichment Education Teachers	Exp. in a Related Occupation	21	26	5	23.8%	$12.32	$25,640	139%
51-9012	Separating, Filtering, Clarifying, Precipitating, & Still Machine Setters, Oper., & Tenders	Moderate-Term On-the-Job Training	ND	ND	ND	ND	ND	ND	ND
47-4071	Septic Tank Servicers & Sewer Pipe Cleaners	Moderate-Term On-the-Job Training	ND	ND	ND	ND	ND	ND	ND
53-6031	Service Station Attendants	Short-Term On-the-Job Training	92	102	10	10.9%	$7.47	$15,540	84%
47-5013	Service Unit Operators, Oil, Gas, & Mining	Moderate-Term On-the-Job Training	ND	ND	ND	ND	ND	ND	ND
27-1027	Set & Exhibit Designers	Bachelor's Degree	ND	ND	ND	ND	ND	ND	ND
51-6051	Sewers, Hand	Short-Term On-the-Job Training	ND	ND	ND	ND	ND	ND	ND
51-6031	Sewing Machine Operators	Moderate-Term On-the-Job Training	ND	ND	ND	ND	$6.98	$14,510	79%
47-2211	Sheet Metal Workers	Moderate-Term On-the-Job Training	ND	ND	ND	ND	ND	ND	ND
43-5071	Shipping, Receiving, & Traffic Clerks	Short-Term On-the-Job Training	66	73	7	10.6%	$10.00	$20,790	113%
51-6041	Shoe & Leather Workers & Repairers	Long-Term On-the-Job Training	ND	ND	ND	ND	ND	ND	ND
51-3023	Slaughterers & Meat Packers	Moderate-Term On-the-Job Training	ND	ND	ND	ND	ND	ND	ND
11-9151	Social & Community Service Managers	Bachelor's Degree	47	58	11	23.4%	$17.77	$36,960	201%
21-1093	Social & Human Service Assistants	Moderate-Term On-the-Job Training	92	108	16	17.4%	$12.57	$26,150	142%
19-3099	Social Scientists & Related Workers, All Other	Master's Degree	6	6	0	0.0%	$23.75	$49,400	268%
25-1067	Sociology Teachers, Postsecondary	Doctoral Degree	ND	ND	ND	ND	ND	ND	ND
25-2042	Special Ed. Teachers, Middle School	Bachelor's Degree	66	70	4	6.1%	NA	$35,340	192%
25-2041	Special Ed. Teachers, Preschool, Kndrgrtn., & Elem. School	Bachelor's Degree	72	76	4	5.6%	NA	$35,250	192%
25-2043	Special Ed. Teachers, Secondary School	Bachelor's Degree	50	53	3	6.0%	NA	$33,080	180%
29-1127	Speech-Language Pathologists	Master's Degree	44	50	6	13.6%	$21.15	$43,990	239%

Table A.8: Long-Term Projected Occupational Growth in Wyoming's Northwest Region by Occupational Title, 2000 and 2010 (Continued)

SOC[a] Code and Occupation Title		Typical Education Requirements[b]	Employment 2000	Projected 2010	Change Number	Change Percent	2001 Average Wage Hourly	Annual	% of Poverty[c]
51-8021	Stationary Engineers & Boiler Operators	Long-Term On-the-Job Training	16	17	1	6.3%	$18.80	$39,110	213%
43-5081	Stock Clerks & Order Fillers	Short-Term On-the-Job Training	236	280	44	18.6%	$9.88	$20,550	112%
47-2221	Structural Iron & Steel Workers	Long-Term On-the-Job Training	ND	ND	ND	ND	ND	ND	ND
51-2041	Structural Metal Fabricators & Fitters	Moderate-Term On-the-Job Training	ND	ND	ND	ND	ND	ND	ND
21-1011	Substance Abuse & Behavioral Disorder Counselors	Master's Degree	ND	ND	ND	ND	ND	ND	ND
29-1067	Surgeons	First Professional Degree	ND	ND	ND	ND	ND	ND	ND
29-2055	Surgical Technologists	Postsecondary Vocational Training	15	17	2	13.3%	$12.64	$26,290	143%
17-3031	Surveying & Mapping Technicians	Moderate-Term On-the-Job Training	23	29	6	26.1%	$13.31	$27,680	150%
17-1022	Surveyors	Bachelor's Degree	24	32	8	33.3%	$23.08	$48,010	261%
43-2011	Switchboard Operators, Incl. Answering Service	Short-Term On-the-Job Training	32	37	5	15.6%	$9.15	$19,020	103%
51-6052	Tailors, Dressmakers, & Custom Sewers	Exp. in a Related Occupation	ND	ND	ND	ND	ND	ND	ND
53-7121	Tank Car, Truck, & Ship Loaders	Moderate-Term On-the-Job Training	ND	ND	ND	ND	ND	ND	ND
47-2082	Tapers	Moderate-Term On-the-Job Training	ND	ND	ND	ND	ND	ND	ND
13-2081	Tax Examiners, Collectors, & Revenue Agents	Bachelor's Degree	ND	ND	ND	ND	ND	ND	ND
53-3041	Taxi Drivers & Chauffeurs	Short-Term On-the-Job Training	ND	ND	ND	ND	ND	ND	ND
25-9041	Teacher Assistants	Short-Term On-the-Job Training	517	549	32	6.2%	NA	$16,440	89%
51-2092	Team Assemblers	Moderate-Term On-the-Job Training	29	41	12	41.4%	$9.09	$18,910	103%
27-3042	Technical Writers	Bachelor's Degree	ND	ND	ND	ND	ND	ND	ND
49-2022	Telecomm. Equip. Install. & Repairers, Except Line Installers	Postsecondary Vocational Training	85	90	5	5.9%	$23.92	$49,750	270%
49-9052	Telecommunications Line Installers & Repairers	Long-Term On-the-Job Training	31	32	1	3.2%	$13.95	$29,010	158%
41-9041	Telemarketers	Short-Term On-the-Job Training	12	13	1	8.3%	$9.30	$19,350	105%
43-3071	Tellers	Short-Term On-the-Job Training	169	158	-11	-6.5%	$8.34	$17,340	94%
51-6062	Textile Cutting Machine Setters, Oper., & Tenders	Moderate-Term On-the-Job Training	ND	ND	ND	ND	ND	ND	ND
51-6099	Textile, Apparel, & Furnishings Workers, All Other	Moderate-Term On-the-Job Training	15	17	2	13.3%	$16.02	$33,330	181%
49-3093	Tire Repairers & Changers	Short-Term On-the-Job Training	158	151	-7	-4.4%	$7.26	$15,090	82%
23-2093	Title Examiners, Abstractors, & Searchers	Moderate-Term On-the-Job Training	51	45	-6	-11.8%	$10.02	$20,840	113%
51-4111	Tool & Die Makers	Long-Term On-the-Job Training	ND	ND	ND	ND	ND	ND	ND
39-6021	Tour Guides & Escorts	Moderate-Term On-the-Job Training	ND	ND	ND	ND	ND	ND	ND
13-1073	Training & Development Specialists	Bachelor's Degree	20	24	4	20.0%	$16.24	$33,770	184%
53-6051	Transportation Inspectors	Exp. in a Related Occupation	ND	ND	ND	ND	ND	ND	ND
53-6099	Transportation Workers, All Other	Short-Term On-the-Job Training	136	148	12	8.8%	$14.51	$30,180	164%
11-3071	Transportation, Storage, & Distribution Managers	Exp. in a Related Occupation	16	15	-1	-6.3%	$33.33	$69,330	377%
41-3041	Travel Agents	Postsecondary Vocational Training	ND	ND	ND	ND	ND	ND	ND
37-3013	Tree Trimmers & Pruners	Short-Term On-the-Job Training	ND	ND	ND	ND	$8.69	$18,080	98%
53-3032	Truck Drivers, Heavy & Tractor-Trailer	Moderate-Term On-the-Job Training	720	664	-56	-7.8%	$13.39	$27,850	151%
53-3033	Truck Drivers, Light or Delivery Services	Short-Term On-the-Job Training	154	181	27	17.5%	$11.13	$23,150	126%
51-6093	Upholsterers	Long-Term On-the-Job Training	ND	ND	ND	ND	ND	ND	ND
19-3051	Urban & Regional Planners	Master's Degree	ND	ND	ND	ND	ND	ND	ND
29-1131	Veterinarians	First Professional Degree	ND	ND	ND	ND	ND	ND	ND
31-9096	Veterinary Assistants & Laboratory Animal Caretakers	Short-Term On-the-Job Training	ND	ND	ND	ND	ND	ND	ND

Table A.8: Long-Term Projected Occupational Growth in Wyoming's Northwest Region by Occupational Title, 2000 and 2010 (Continued)

SOC[a] Code and Occupation Title		Typical Education Requirements[b]	Employment 2000	Projected 2010	Change Number	Change Percent	2001 Average Wage Hourly	Annual	% of Poverty[c]
29-2056	Veterinary Technologists & Technicians	Associate's Degree	ND	ND	ND	ND	ND	ND	ND
25-2023	Voc. Ed. Teachers, Middle School	Bachelor's Degree	ND	ND	ND	ND	NA	$29,930	163%
25-1194	Voc. Ed. Teachers, Postsecondary	Doctoral Degree	ND	ND	ND	ND	ND	ND	ND
25-2032	Voc. Ed. Teachers, Secondary School	Bachelor's Degree	93	99	6	6.5%	NA	$33,130	180%
35-3031	Waiters & Waitresses	Short-Term On-the-Job Training	629	784	155	24.6%	$6.33	$13,160	72%
51-8031	Water & Liquid Waste Treatment Plant & System Operators	Long-Term On-the-Job Training	18	19	1	5.6%	$16.34	$33,980	185%
43-5111	Weighers, Measurers, Checkers, & Samplers, Recordkeeping	Short-Term On-the-Job Training	ND	ND	ND	ND	ND	ND	ND
51-4121	Welders, Cutters, Solderers, & Brazers	Postsecondary Vocational Training	172	156	-16	-9.3%	$13.20	$27,460	149%
53-7073	Wellhead Pumpers	Moderate-Term On-the-Job Training	12	11	-1	-8.3%	$16.40	$34,110	185%
13-1022	Wholesale & Retail Buyers, Except Farm Prod.	Bachelor's Degree	17	17	0	0.0%	$16.16	$33,610	183%
51-7099	Woodworkers, All Other	Moderate-Term On-the-Job Training	ND	ND	ND	ND	ND	ND	ND
51-7042	Woodworking Machine Setters, Oper., & Tenders, Except Sawing	Moderate-Term On-the-Job Training	23	20	-3	-13.0%	$9.46	$19,690	107%
43-9022	Word Processors & Typists	Moderate-Term On-the-Job Training	ND	ND	ND	ND	ND	ND	ND
27-3043	Writers & Authors	Bachelor's Degree	ND	ND	ND	ND	ND	ND	ND
19-1023	Zoologists & Wildlife Biologists	Doctoral Degree	12	13	1	8.3%	$22.89	$47,620	259%
	Total		**33,623**	**37,306**	**3,683**	**11.0%**	**$12.65**	**$26,820**	**146%**

[a]Standard Occupational Classification.
[b]As determined by the U.S. Department of Labor, Bureau of Labor Statistics.
[c]Based on $18,400 annually for a family of four (100% of the 2003 federal poverty guideline).
NA - No hourly wage available; annual only.
ND - Not disclosable due to confidentiality of information.

Figure A.10: Distribution of Projected Net Employment Growth of Occupations in Wyoming's Northwest Region by Major Group, 2010

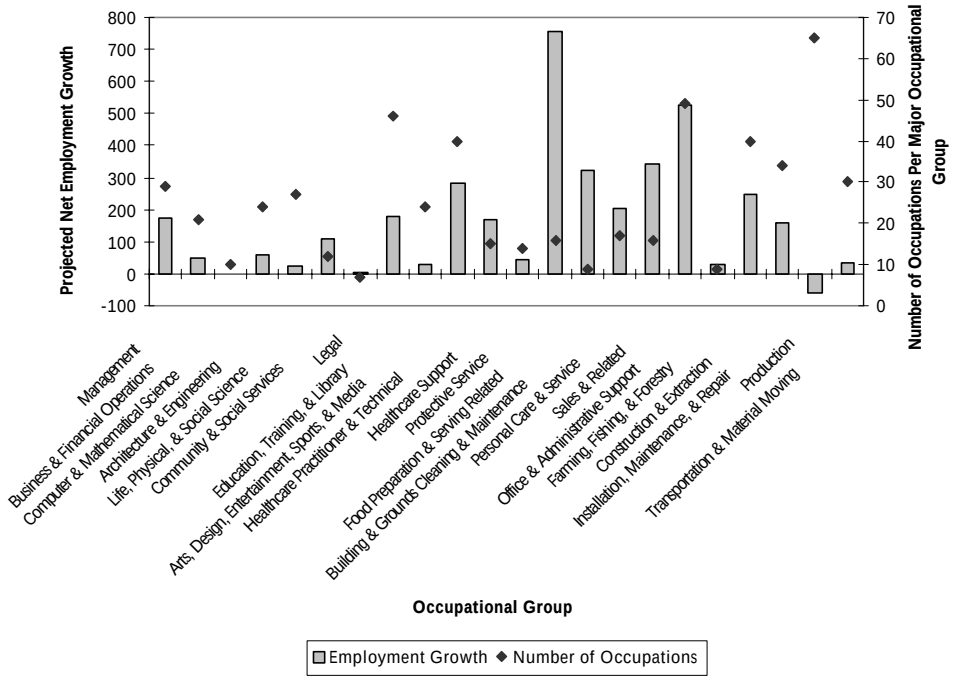

Figure A.11: Distribution of Projected Net Employment Growth of Occupations in Wyoming's Northwest Region by Typical Education Requirements,[a] 2010

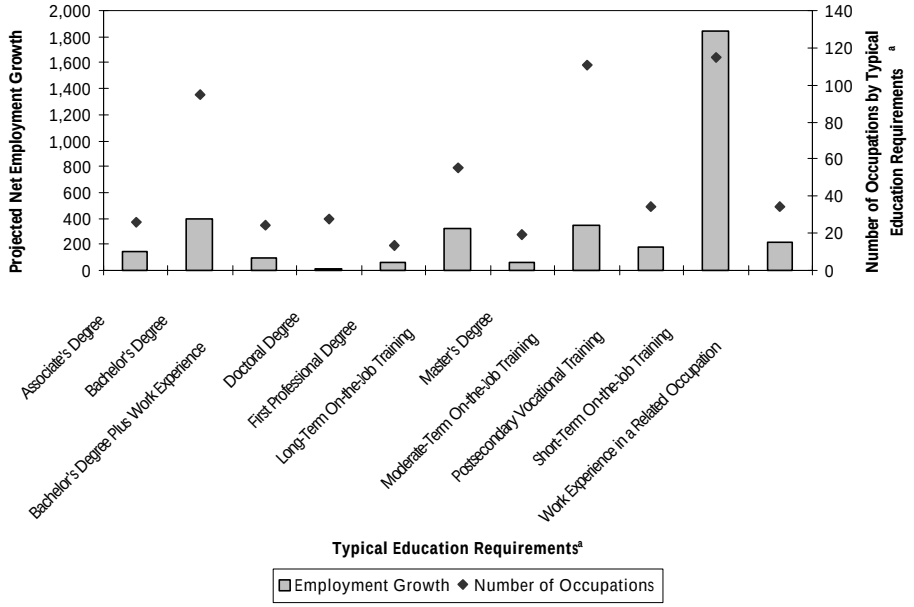

[a]As defined by the U.S. Department of Labor, Bureau of Labor Statistics.

Figure A.12: Distribution of Projected Net Employment Growth of Occupations in Wyoming's Northwest Region by Percentage of the 2003 Federal Poverty Guideline,[a] 2010

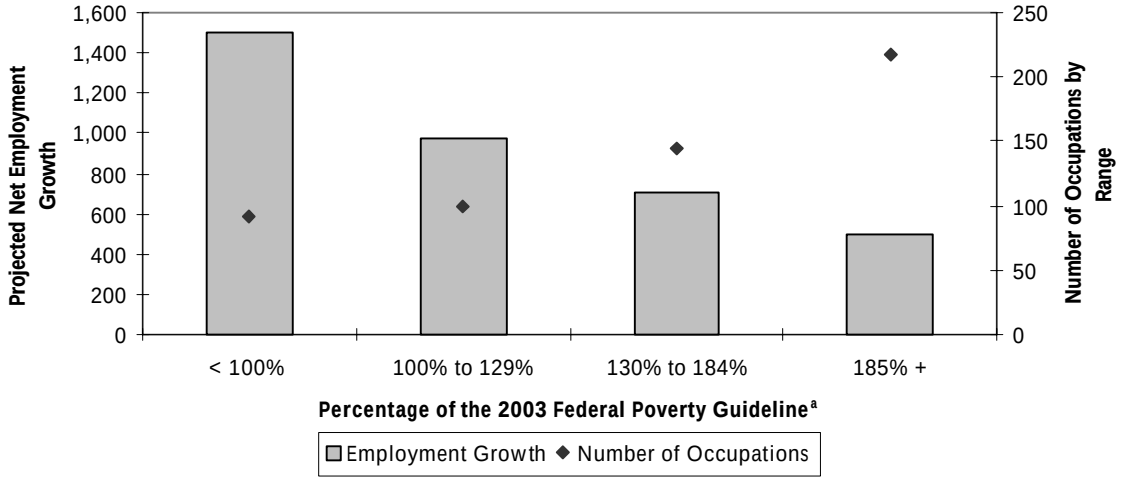

[a]Based on $18,400 annually for a family of four.

Table A.9: Long-Term Projected Occupational Growth in Wyoming's Southwest Region by Highest Net Growth, 2000 and 2010 (Continued)

Rank	SOC[a] Code and Occupation Title		Typical Education Requirements[b]	Employment 2000	Projected 2010	Change Number	Change Percent	2001 Average Wage Hourly	Annual	% of Poverty[c]
1	41-2031	Retail Salespersons	Short-Term On-the-Job Training	2,163	2,578	415	19.2%	$9.05	$18,820	102%
2	41-2011	Cashiers	Moderate-Term On-the-Job Training	1,249	1,527	278	22.3%	$7.96	$16,550	90%
3	37-2012	Maids & Housekeeping Cleaners	Short-Term On-the-Job Training	1,272	1,507	235	18.5%	$8.42	$17,510	95%
4	47-2031	Janitors & Cleaners, Except Maids & Housekeeping Cleaners	Long-Term On-the-Job Training	966	1,174	208	21.5%	$19.33	$40,210	219%
5	11-1021	General & Operations Managers	Bachelor's Degree Plus Exp.	956	1,157	201	21.0%	$29.30	$60,940	331%
6	35-3031	Waiters & Waitresses	Short-Term On-the-Job Training	1,298	1,494	196	15.1%	$10.28	$21,390	116%
7	37-2011	Janitors & Cleaners, Except Maids & Housekeeping Cleaners	Short-Term On-the-Job Training	911	1,100	189	20.7%	$9.83	$20,440	111%
8	53-3032	Truck Drivers, Heavy & Tractor-Trailer	Moderate-Term On-the-Job Training	886	1,062	176	19.9%	$15.96	$33,200	180%
9	35-3021	Combined Food Prep. & Serving Workers, Incl. Fast Food	Short-Term On-the-Job Training	1,213	1,384	171	14.1%	$7.17	$14,900	81%
10	43-3031	Bookkeeping, Accounting, & Auditing Clerks	Moderate-Term On-the-Job Training	730	895	165	22.6%	$11.89	$24,730	134%
11	41-1011	First-Line Sprvsrs./Mgrs. of Retail Sales Workers	Exp. in a Related Occupation	639	798	159	24.9%	$15.52	$32,280	175%
12	43-6011	Executive Secretaries & Administrative Assistants	Moderate-Term On-the-Job Training	616	747	131	21.3%	$14.60	$30,380	165%
13	43-6014	Secretaries, Except Legal, Medical, & Executive	Moderate-Term On-the-Job Training	724	854	130	18.0%	$10.39	$21,610	117%
14	29-1111	Registered Nurses	Associate's Degree	636	763	127	20.0%	$19.07	$39,660	216%
15	53-7062	Laborers & Freight, Stock, & Material Movers, Hand	Short-Term On-the-Job Training	452	575	123	27.2%	$10.05	$20,910	114%
16	37-3011	Landscaping & Groundskeeping Workers	Short-Term On-the-Job Training	357	479	122	34.2%	$10.23	$21,270	116%
17	41-9041	Telemarketers	Short-Term On-the-Job Training	251	373	122	48.6%	$8.20	$17,050	93%
18	49-3023	Automotive Service Technicians & Mechanics	Postsecondary Vocational Training	353	459	106	30.0%	$11.22	$23,340	127%
19	47-2061	Construction Laborers	Moderate-Term On-the-Job Training	612	717	105	17.2%	$11.09	$23,060	125%
20	33-2011	Fire Fighters	Long-Term On-the-Job Training	ND	ND	ND	ND	$16.06	$33,390	181%
21	35-2014	Cooks, Restaurant	Long-Term On-the-Job Training	651	749	98	15.1%	$10.21	$21,250	115%
22	43-9061	Office Clerks, General	Short-Term On-the-Job Training	511	608	97	19.0%	$9.98	$20,760	113%
23	39-9011	Child Care Workers	Short-Term On-the-Job Training	215	306	91	42.3%	$7.46	$15,510	84%
24	35-3011	Bartenders	Short-Term On-the-Job Training	466	551	85	18.2%	$9.03	$18,790	102%
25	21-1093	Social & Human Service Assistants	Moderate-Term On-the-Job Training	202	284	82	40.6%	$7.90	$16,430	89%
26	43-2011	Switchboard Operators, Incl. Answering Service	Short-Term On-the-Job Training	182	260	78	42.9%	$8.00	$16,630	90%
27	51-9198	Helpers--Production Workers	Short-Term On-the-Job Training	ND	ND	ND	ND	$8.29	$17,240	94%
28	43-5081	Stock Clerks & Order Fillers	Short-Term On-the-Job Training	418	495	77	18.4%	$11.89	$24,730	134%
29	47-5071	Roustabouts, Oil & Gas	Moderate-Term On-the-Job Training	216	292	76	35.2%	$12.29	$25,560	139%
30	47-2111	Electricians	Long-Term On-the-Job Training	451	525	74	16.4%	$17.76	$36,930	201%
31	47-2073	Operating Engineers & Other Constr. Equip. Operators	Moderate-Term On-the-Job Training	377	448	71	18.8%	$16.11	$33,520	182%
32	25-2031	Secondary School Teachers, Except Special & Voc. Ed.	Bachelor's Degree	ND	ND	ND	ND	NA	$38,240	208%
33	25-9041	Teacher Assistants	Short-Term On-the-Job Training	513	579	66	12.9%	NA	$15,940	87%
34	35-9021	Dishwashers	Short-Term On-the-Job Training	437	502	65	14.9%	$7.30	$15,190	83%
35	39-3091	Amusement & Recreation Attendants	Short-Term On-the-Job Training	246	310	64	26.0%	$9.33	$19,420	106%
36	33-3051	Police & Sheriff's Patrol Officers	Long-Term On-the-Job Training	193	252	59	30.6%	$17.52	$36,450	198%
37	31-1012	Nursing Aides, Orderlies, & Attend.	Short-Term On-the-Job Training	329	387	58	17.6%	$8.85	$18,410	100%
38	53-7071	Gas Compressor & Gas Pumping Station Operators	Moderate-Term On-the-Job Training	ND	ND	ND	ND	ND	ND	ND
39	39-9021	Personal & Home Care Aides	Short-Term On-the-Job Training	ND	ND	ND	ND	ND	ND	ND
40	39-6021	Tour Guides & Escorts	Moderate-Term On-the-Job Training	ND	ND	ND	ND	$10.23	$21,270	116%

Table A.9: Long-Term Projected Occupational Growth in Wyoming's Southwest Region by Highest Net Growth, 2000 and 2010 (Continued)

Rank	SOC[a] Code and Occupation Title		Typical Education Requirements[b]	Employment 2000	Projected 2010	Change Number	Change Percent	2001 Average Wage Hourly	Annual	% of Poverty[c]
41	47-1011	First-Line Sprvsrs./Mgrs. of Constr. Trades & Extract. Workers	Exp. in a Related Occupation	336	391	55	16.4%	$27.10	$56,360	306%
42	53-7073	Wellhead Pumpers	Moderate-Term On-the-Job Training	157	212	55	35.0%	$22.66	$47,140	256%
43	47-5013	Service Unit Operators, Oil, Gas, & Mining	Moderate-Term On-the-Job Training	ND	ND	ND	ND	$17.08	$35,530	193%
44	39-9031	Fitness Trainers & Aerobics Instructors	Postsecondary Vocational Training	212	266	54	25.5%	$12.87	$26,780	146%
45	13-2011	Accountants & Auditors	Bachelor's Degree	223	274	51	22.9%	$26.28	$54,670	297%
46	43-4171	Receptionists & Information Clerks	Short-Term On-the-Job Training	268	318	50	18.7%	$8.81	$18,320	100%
47	51-8092	Gas Plant Operators	Long-Term On-the-Job Training	183	233	50	27.3%	$20.47	$42,590	231%
48	35-9011	Dining Room & Cafeteria Attendants & Bartender Helpers	Short-Term On-the-Job Training	327	377	50	15.3%	$6.82	$14,190	77%
49	17-1022	Surveyors	Bachelor's Degree	ND	ND	ND	ND	$23.56	$49,010	266%
50	25-2021	Elementary School Teachers, Except Special Ed.	Bachelor's Degree	475	524	49	10.3%	NA	$35,890	195%
51	51-4121	Welders, Cutters, Solderers, & Brazers	Postsecondary Vocational Training	203	251	48	23.6%	$16.42	$34,160	186%
52	35-1012	First-Line Sprvsrs./Mgrs. of Food Prep. & Serv. Workers	Exp. in a Related Occupation	329	377	48	14.6%	$12.50	$25,990	141%
53	41-2021	Counter & Rental Clerks	Short-Term On-the-Job Training	125	172	47	37.6%	$9.22	$19,180	104%
54	49-3042	Mobile Heavy Equip. Mechanics, Except Engines	Postsecondary Vocational Training	183	229	46	25.1%	$17.44	$36,280	197%
55	51-6011	Laundry & Dry Cleaning Workers	Moderate-Term On-the-Job Training	149	195	46	30.9%	$7.83	$16,290	89%
56	47-3012	Helpers--Carpenters	Short-Term On-the-Job Training	ND	ND	ND	ND	$13.45	$27,980	152%
57	53-3033	Truck Drivers, Light or Delivery Services	Short-Term On-the-Job Training	198	242	44	22.2%	$10.82	$22,500	122%
58	43-1011	First-Line Sprvsrs./Mgrs. of Office & Admin. Support Workers	Exp. in a Related Occupation	248	289	41	16.5%	$17.85	$37,130	202%
59	11-1031	Legislators	Bachelor's Degree Plus Exp.	ND	ND	ND	ND	$6.32	$13,150	71%
60	31-1013	Psychiatric Aides	Short-Term On-the-Job Training	ND	ND	ND	ND	ND	ND	ND
61	49-9042	Maintenance & Repair Workers, General	Long-Term On-the-Job Training	506	543	37	7.3%	$14.44	$30,030	163%
62	17-2051	Civil Engineers	Bachelor's Degree	ND	ND	ND	ND	$23.96	$49,840	271%
63	43-4051	Customer Service Representatives	Moderate-Term On-the-Job Training	191	227	36	18.8%	$10.22	$21,260	116%
64	11-9021	Construction Managers	Bachelor's Degree	184	219	35	19.0%	$25.56	$53,170	289%
65	33-9032	Security Guards	Short-Term On-the-Job Training	168	202	34	20.2%	$10.51	$21,870	119%
66	53-7032	Excavating & Loading Machine & Dragline Operators	Moderate-Term On-the-Job Training	168	201	33	19.6%	$17.99	$37,420	203%
67	17-3031	Surveying & Mapping Technicians	Moderate-Term On-the-Job Training	91	123	32	35.2%	$12.80	$26,620	145%
68	43-4081	Hotel, Motel, & Resort Desk Clerks	Short-Term On-the-Job Training	194	225	31	16.0%	$9.34	$19,440	106%
69	11-1011	Chief Executives	Bachelor's Degree Plus Exp.	112	141	29	25.9%	$42.62	$88,650	482%
70	35-9031	Hosts & Hostesses, Restaurant, Lounge, & Coffee Shop	Short-Term On-the-Job Training	194	222	28	14.4%	$8.70	$18,090	98%
71	35-2021	Food Prep. Workers	Short-Term On-the-Job Training	188	216	28	14.9%	$8.12	$16,880	92%
72	15-1041	Computer Support Specialists	Associate's Degree	87	115	28	32.2%	$14.74	$30,660	167%
73	49-3093	Tire Repairers & Changers	Short-Term On-the-Job Training	102	130	28	27.5%	$10.05	$20,900	114%
74	35-2012	Cooks, Institution & Cafeteria	Long-Term On-the-Job Training	169	197	28	16.6%	$8.80	$18,300	99%
75	37-1012	First-Line Sprvsrs./Mgrs. of Landscaping, Lawn Service, & Groundskeeping Workers	Exp. in a Related Occupation	65	93	28	43.1%	$16.43	$34,170	186%
76	49-3031	Bus & Truck Mechanics & Diesel Engine Specialists	Postsecondary Vocational Training	178	205	27	15.2%	$19.57	$40,720	221%
77	47-2141	Painters, Construction & Maintenance	Moderate-Term On-the-Job Training	167	194	27	16.2%	$16.25	$33,800	184%

Table A.9: Long-Term Projected Occupational Growth in Wyoming's Southwest Region by Highest Net Growth, 2000 and 2010 (Continued)

Rank	SOC[a] Code and Occupation Title		Typical Education Requirements[b]	Employment 2000	Projected 2010	Change Number	Change Percent	2001 Average Wage Hourly	Annual	% of Poverty[c]
78	31-9091	Dental Assistants	Moderate-Term On-the-Job Training	131	158	27	20.6%	$10.62	$22,100	120%
79	43-6013	Medical Secretaries	Postsecondary Vocational Training	116	143	27	23.3%	$11.01	$22,910	125%
80	41-3041	Travel Agents	Postsecondary Vocational Training	56	82	26	46.4%	$10.60	$22,050	120%
81	15-1021	Computer Programmers	Bachelor's Degree	70	96	26	37.1%	$19.51	$40,590	221%
82	53-7081	Refuse & Recyclable Material Collectors	Short-Term On-the-Job Training	ND	ND	ND	ND	$11.03	$22,940	125%
83	35-1011	Chefs & Head Cooks	Postsecondary Vocational Training	171	197	26	15.2%	$14.57	$30,290	165%
84	25-2022	Middle School Teachers, Except Special & Voc. Ed.	Bachelor's Degree	248	274	26	10.5%	NA	$36,560	199%
85	29-2061	Licensed Practical & Licensed Vocational Nurses	Postsecondary Vocational Training	122	147	25	20.5%	$12.94	$26,920	146%
86	11-3011	Administrative Services Managers	Bachelor's Degree Plus Exp.	101	126	25	24.8%	$16.33	$33,960	185%
87	41-2012	Gaming Change Persons & Booth Cashiers	Short-Term On-the-Job Training	ND	ND	ND	ND	ND	ND	ND
88	25-2011	Preschool Teachers, Except Special Ed.	Bachelor's Degree	56	80	24	42.9%	$7.96	$16,560	90%
89	51-6031	Sewing Machine Operators	Moderate-Term On-the-Job Training	41	65	24	58.5%	$7.62	$15,850	86%
90	41-2022	Parts Salespersons	Moderate-Term On-the-Job Training	102	125	23	22.5%	$9.85	$20,480	111%
91	53-3021	Bus Drivers, Transit & Intercity	Moderate-Term On-the-Job Training	182	205	23	12.6%	$10.69	$22,240	121%
92	11-3031	Financial Managers	Bachelor's Degree Plus Exp.	140	162	22	15.7%	$31.16	$64,810	352%
93	53-3022	Bus Drivers, School	Short-Term On-the-Job Training	157	179	22	14.0%	$10.75	$22,360	122%
94	51-8093	Petroleum Pump System Oper., Refinery Oper., & Gaugers	Long-Term On-the-Job Training	185	207	22	11.9%	$21.43	$44,570	242%
95	41-1012	First-Line Sprvsrs./Mgrs. of Non-Retail Sales Workers	Exp. in a Related Occupation	68	89	21	30.9%	$12.60	$26,210	142%
96	43-4181	Reservation & Transportation Ticket Agents & Travel Clerks	Short-Term On-the-Job Training	125	147	22	17.6%	$8.87	$18,450	100%
97	47-3019	Helpers, Construction Trades, All Other	Short-Term On-the-Job Training	ND	ND	ND	ND	$9.62	$20,010	109%
98	11-9111	Medical & Health Services Managers	Bachelor's Degree Plus Exp.	95	117	22	23.2%	$23.65	$49,190	267%
99	29-1051	Pharmacists	First Professional Degree	120	141	21	17.5%	$31.39	$65,280	355%
100	43-5031	Police, Fire, & Ambulance Dispatchers	Moderate-Term On-the-Job Training	62	83	21	33.9%	$11.96	$24,870	135%
101	39-1021	First-Line Sprvsrs./Mgrs. of Personal Service Workers	Exp. in a Related Occupation	86	107	21	24.4%	$14.00	$29,110	158%
102	11-9081	Lodging Managers	Exp. in a Related Occupation	129	150	21	16.3%	$15.20	$31,610	172%
103	43-3021	Billing & Posting Clerks & Machine Operators	Short-Term On-the-Job Training	106	126	20	18.9%	$12.40	$25,790	140%
104	43-9011	Computer Operators	Moderate-Term On-the-Job Training	105	125	20	19.0%	$12.99	$27,020	147%
105	23-1011	Lawyers	First Professional Degree	121	141	20	16.5%	$45.90	$95,460	519%
106	51-3011	Bakers	Long-Term On-the-Job Training	ND	ND	ND	ND	$11.22	$23,330	127%
107	29-2041	Emrgncy. Med. Techs. & Paramedics	Postsecondary Vocational Training	ND	ND	ND	ND	ND	ND	ND
108	29-2034	Radiologic Technologists & Technicians	Associate's Degree	64	83	19	29.7%	$12.57	$26,140	142%
109	49-9099	Installation, Maintenance, & Repair Workers, All Other	Short-Term On-the-Job Training	65	84	19	29.2%	$20.58	$42,820	233%
110	47-2152	Plumbers, Pipefitters, & Steamfitters	Long-Term On-the-Job Training	248	267	19	7.7%	$14.83	$30,840	168%
111	39-9099	Personal Care & Service Workers, All Other	Short-Term On-the-Job Training	95	114	19	20.0%	$7.70	$16,010	87%
112	39-9032	Recreation Workers	Bachelor's Degree	67	85	18	26.9%	$9.74	$20,250	110%
113	47-5099	Extraction Workers, All Other	Short-Term On-the-Job Training	ND	ND	ND	ND	ND	ND	ND
114	43-4071	File Clerks	Short-Term On-the-Job Training	46	64	18	39.1%	$8.23	$17,120	93%
115	27-3031	Public Relations Specialists	Bachelor's Degree	ND	ND	ND	ND	$24.73	$51,440	280%
116	39-3011	Gaming Dealers	Postsecondary Vocational Training	ND	ND	ND	ND	ND	ND	ND
117	45-2093	Farmworkers, Farm & Ranch Animals	Short-Term On-the-Job Training	ND	ND	ND	ND	$10.32	$21,460	117%

Table A.9: Long-Term Projected Occupational Growth in Wyoming's Southwest Region by Highest Net Growth, 2000 and 2010 (Continued)

Rank	SOC[a] Code and Occupation Title		Typical Education Requirements[b]	Employment 2000	Projected 2010	Change Number	Change Percent	2001 Average Wage Hourly	Annual	% of Poverty[c]
118	17-2171	Petroleum Engineers	Bachelor's Degree	52	70	18	34.6%	$39.59	$82,360	448%
119	27-2022	Coaches & Scouts	Long-Term On-the-Job Training	ND	ND	ND	ND	NA	$13,120	71%
120	11-9051	Food Service Managers	Exp. in a Related Occupation	112	130	18	16.1%	$16.71	$34,750	189%
121	35-3041	Food Servers, Nonrestaurant	Short-Term On-the-Job Training	ND	ND	ND	ND	$6.45	$13,410	73%
122	51-8031	Water & Liquid Waste Treatment Plant & System Operators	Long-Term On-the-Job Training	54	71	17	31.5%	$17.78	$36,980	201%
123	53-7064	Packers & Packagers, Hand	Short-Term On-the-Job Training	347	364	17	4.9%	$7.04	$14,640	80%
124	53-7199	Material Moving Workers, All Other	Moderate-Term On-the-Job Training	106	123	17	16.0%	$18.77	$39,040	212%
125	35-3022	Counter Attend., Cafeteria, Food Concession, & Coffee Shop	Short-Term On-the-Job Training	236	252	16	6.8%	$7.33	$15,240	83%
126	29-2056	Veterinary Technologists & Technicians	Associate's Degree	28	44	16	57.1%	$10.14	$21,100	115%
127	33-1012	First-Line Sprvsrs./Mgrs. of Police & Detectives	Exp. in a Related Occupation	48	64	16	33.3%	$20.50	$42,640	232%
128	49-2099	All Other Electrical & Electr. Equip. Mechanics, Install., & Repairers	Postsecondary Vocational Training	ND	ND	ND	ND	ND	ND	ND
129	21-1021	Child, Family, & School Social Workers	Bachelor's Degree	ND	ND	ND	ND	$11.89	$24,730	134%
130	33-3012	Correctional Officers & Jailers	Moderate-Term On-the-Job Training	47	63	16	34.0%	$13.70	$28,500	155%
131	21-1014	Mental Health Counselors	Master's Degree	ND	ND	ND	ND	$17.05	$35,450	193%
132	31-1011	Home Health Aides	Short-Term On-the-Job Training	42	57	15	35.7%	$10.02	$20,830	113%
133	19-3091	Anthropologists & Archeologists	Master's Degree	35	50	15	42.9%	$16.05	$33,380	181%
134	33-1021	First-Line Sprvsrs./Mgrs. of Fire Fighting & Prevention Workers	Exp. in a Related Occupation	ND	ND	ND	ND	$24.97	$51,940	282%
135	41-9099	Sales & Related Workers, All Other	Moderate-Term On-the-Job Training	45	60	15	33.3%	$10.95	$22,770	124%
136	37-1011	First-Line Sprvsrs./Mgrs. of Housekeeping & Janit. Workers	Exp. in a Related Occupation	101	116	15	14.9%	$12.85	$26,720	145%
137	43-5071	Shipping, Receiving, & Traffic Clerks	Short-Term On-the-Job Training	125	139	14	11.2%	$12.16	$25,300	138%
138	47-3011	Helpers--Brickmasons, Blockmasons, Stonemasons, & Tile & Marble Setters	Short-Term On-the-Job Training	ND	ND	ND	ND	ND	ND	ND
139	39-5012	Hairdressers, Hairstylists, & Cosmetologists	Postsecondary Vocational Training	ND	ND	ND	ND	$9.65	$20,070	109%
140	29-1131	Veterinarians	First Professional Degree	ND	ND	ND	ND	$15.50	$32,230	175%
141	49-1011	First-Line Sprvsrs./Mgrs. of Mechanics, Install., & Repairers	Exp. in a Related Occupation	273	287	14	5.1%	$26.54	$55,200	300%
142	49-9098	Helpers--Installation, Maintenance, & Repair Workers	Short-Term On-the-Job Training	122	135	13	10.7%	$14.07	$29,260	159%
143	53-1021	First-Line Sprvsrs./Mgrs. of Helpers, Laborers, & Material Movers, Hand	Exp. in a Related Occupation	ND	ND	ND	ND	$14.56	$30,280	165%
144	11-9199	Managers, All Other	Exp. in a Related Occupation	127	140	13	10.2%	$25.90	$53,880	293%
145	53-7072	Pump Operators, Except Wellhead Pumpers	Moderate-Term On-the-Job Training	ND	ND	ND	ND	$21.27	$44,240	240%
146	25-2041	Special Ed. Teachers, Preschool, Kndrgrtn., & Elem. School	Bachelor's Degree	101	114	13	12.9%	NA	$37,900	206%
147	31-9092	Medical Assistants	Moderate-Term On-the-Job Training	ND	ND	ND	ND	$11.54	$23,990	130%
148	31-9099	Healthcare Support Workers, All Other	Short-Term On-the-Job Training	53	66	13	24.5%	$10.37	$21,560	117%
149	53-7061	Cleaners of Vehicles & Equip.	Short-Term On-the-Job Training	55	68	13	23.6%	$9.64	$20,050	109%
150	51-9021	Crushing, Grinding, & Polishing Machine Setters, Oper., & Tenders	Moderate-Term On-the-Job Training	ND	ND	ND	ND	$14.00	$29,110	158%
151	37-9099	All Other Bldg. & Grounds Cleaning & Mainten. Workers	Short-Term On-the-Job Training	ND	ND	ND	ND	$9.37	$19,500	106%

Table A.9: Long-Term Projected Occupational Growth in Wyoming's Southwest Region by Highest Net Growth, 2000 and 2010 (Continued)

Rank	SOC[a] Code and Occupation Title		Typical Education Requirements[b]	Employment 2000	Projected 2010	Change Number	Change Percent	2001 Average Wage Hourly	Annual	% of Poverty[c]
152	43-9999	All Other Secretaries, Admin. Asst., & Other Office Supp. Workers	Short-Term On-the-Job Training	49	62	13	26.5%	$11.42	$23,740	129%
153	41-3021	Insurance Sales Agents	Bachelor's Degree	ND	ND	ND	ND	$14.64	$30,450	165%
154	53-1031	First-Line Sprvsrs./Mgrs. of Transportation & Material-Moving Machine & Vehicle Operators	Exp. in a Related Occupation	60	72	12	20.0%	$22.35	$46,480	253%
155	43-3011	Bill & Account Collectors	Short-Term On-the-Job Training	54	66	12	22.2%	$11.54	$24,010	130%
156	47-2021	Brickmasons & Blockmasons	Long-Term On-the-Job Training	ND	ND	ND	ND	ND	ND	ND
157	27-1023	Floral Designers	Moderate-Term On-the-Job Training	ND	ND	ND	ND	$7.83	$16,290	89%
158	47-2211	Sheet Metal Workers	Moderate-Term On-the-Job Training	65	76	11	16.9%	$19.68	$40,930	222%
159	53-6031	Service Station Attendants	Short-Term On-the-Job Training	ND	ND	ND	ND	ND	ND	ND
160	47-2181	Roofers	Moderate-Term On-the-Job Training	64	75	11	17.2%	$13.12	$27,280	148%
161	39-2021	Nonfarm Animal Caretakers	Short-Term On-the-Job Training	ND	ND	ND	ND	$10.83	$22,530	122%
162	19-3031	Clinical, Counseling, & School Psychologists	Bachelor's Degree	54	65	11	20.4%	$22.41	$46,620	253%
163	39-3031	Ushers, Lobby Attendants, & Ticket Takers	Short-Term On-the-Job Training	ND	ND	ND	ND	$8.57	$17,820	97%
164	35-2015	Cooks, Short Order	Short-Term On-the-Job Training	49	60	11	22.4%	$8.88	$18,470	100%
165	53-3011	Ambulance Drivers & Attend., Except Emrgncy. Med. Techs.	Moderate-Term On-the-Job Training	ND	ND	ND	ND	ND	ND	ND
166	43-4031	Court, Municipal, & License Clerks	Short-Term On-the-Job Training	ND	ND	ND	ND	ND	ND	ND
167	13-1111	Management Analysts	Bachelor's Degree Plus Exp.	ND	ND	ND	ND	$28.02	$58,280	317%
168	29-1123	Physical Therapists	Master's Degree	ND	ND	ND	ND	$26.79	$55,710	303%
169	19-2042	Geoscientists, Except Hydrologists & Geographers	Bachelor's Degree	26	37	11	42.3%	$29.88	$62,140	338%
170	21-1015	Rehabilitation Counselors	Master's Degree	31	42	11	35.5%	$10.37	$21,580	117%
171	49-3021	Automotive Body & Related Repairers	Long-Term On-the-Job Training	ND	ND	ND	ND	ND	ND	ND
172	41-4012	Sales Reps., Whlsle. & Manuf., Except Tech. & Scientif. Prod.	Moderate-Term On-the-Job Training	128	139	11	8.6%	$19.32	$40,190	218%
173	19-4041	Geological & Petroleum Technicians	Associate's Degree	30	41	11	36.7%	$23.10	$48,050	261%
174	45-2092	Farmworkers & Laborers, Crop, Nursery, & Greenhouse	Short-Term On-the-Job Training	ND	ND	ND	ND	ND	ND	ND
175	43-3051	Payroll & Timekeeping Clerks	Short-Term On-the-Job Training	63	73	10	15.9%	$13.34	$27,740	151%
176	41-3011	Advertising Sales Agents	Moderate-Term On-the-Job Training	75	85	10	13.3%	$12.52	$26,030	141%
177	41-3031	Securities, Commodities, & Financial Services Sales Agents	Bachelor's Degree	33	43	10	30.3%	$41.17	$85,630	465%
178	21-1012	Educational, Vocational, & School Counselors	Master's Degree	79	89	10	12.7%	$19.00	$39,530	215%
179	43-4151	Order Clerks	Short-Term On-the-Job Training	64	74	10	15.6%	$13.28	$27,630	150%
180	29-2012	Medical & Clinical Laboratory Technicians	Associate's Degree	57	67	10	17.5%	$13.00	$27,050	147%
181	43-5041	Meter Readers, Utilities	Short-Term On-the-Job Training	73	83	10	13.7%	$15.49	$32,210	175%
182	47-2130	Insulation Workers	Moderate-Term On-the-Job Training	ND	ND	ND	ND	$14.95	$31,090	169%
183	47-4051	Highway Maintenance Workers	Moderate-Term On-the-Job Training	29	39	10	34.5%	$15.06	$31,330	170%
184	51-6021	Pressers, Textile, Garment, & Related Materials	Short-Term On-the-Job Training	ND	ND	ND	ND	ND	ND	ND
185	35-2011	Cooks, Fast Food	Short-Term On-the-Job Training	38	47	9	23.7%	$6.68	$13,900	76%
186	11-9032	Education Administrators, Elementary & Secondary School	Bachelor's Degree Plus Exp.	88	97	9	10.2%	NA	$57,750	314%
187	11-2022	Sales Managers	Bachelor's Degree Plus Exp.	49	58	9	18.4%	$26.91	$55,970	304%

Table A.9: Long-Term Projected Occupational Growth in Wyoming's Southwest Region by Highest Net Growth, 2000 and 2010 (Continued)

Rank	SOC[a] Code and Occupation Title		Typical Education Requirements[b]	Employment 2000	Projected 2010	Change Number	Change Percent	2001 Average Wage Hourly	Annual	% of Poverty[c]
188	29-2052	Pharmacy Technicians	Moderate-Term On-the-Job Training	63	72	9	14.3%	$11.36	$23,620	128%
189	21-1023	Mental Health & Substance Abuse Social Workers	Master's Degree	ND	ND	ND	ND	$17.52	$36,430	198%
190	15-1031	Computer Software Engineers, Applications	Bachelor's Degree	ND	ND	ND	ND	$23.09	$48,020	261%
191	33-9011	Animal Control Workers	Moderate-Term On-the-Job Training	26	35	9	34.6%	$9.86	$20,500	111%
192	47-2221	Structural Iron & Steel Workers	Long-Term On-the-Job Training	ND	ND	ND	ND	$20.11	$41,830	227%
193	53-7021	Crane & Tower Operators	Moderate-Term On-the-Job Training	32	40	8	25.0%	$25.26	$52,540	286%
194	51-9195	Molders, Shapers, & Casters, Except Metal & Plastic	Moderate-Term On-the-Job Training	17	25	8	47.1%	$10.62	$22,100	120%
195	49-3043	Rail Car Repairers	Long-Term On-the-Job Training	ND	ND	ND	ND	ND	ND	ND
196	19-4021	Biological Technicians	Associate's Degree	36	44	8	22.2%	$14.10	$29,340	159%
197	43-9041	Insurance Claims & Policy Processing Clerks	Moderate-Term On-the-Job Training	ND	ND	ND	ND	$11.50	$23,920	130%
198	11-2021	Marketing Managers	Bachelor's Degree Plus Exp.	33	41	8	24.2%	$28.64	$59,560	324%
199	29-1062	Family & General Practitioners	First Professional Degree	ND	ND	ND	ND	$58.94	$122,600	666%
200	47-5021	Earth Drillers, Except Oil & Gas	Moderate-Term On-the-Job Training	45	53	8	17.8%	$19.18	$39,890	217%
201	41-4011	Sales Reps., Whlsle. & Manufact., Tech. & Scientific Prod.	Moderate-Term On-the-Job Training	69	77	8	11.6%	$29.59	$61,540	334%
202	33-3021	Detectives & Criminal Investigators	Exp. in a Related Occupation	25	33	8	32.0%	$20.22	$42,060	229%
203	29-9010	Occupational Health & Safety Specialists & Technicians	Bachelor's Degree	50	58	8	16.0%	$21.03	$43,740	238%
204	29-1127	Speech-Language Pathologists	Master's Degree	41	49	8	19.5%	$19.33	$40,210	219%
205	49-2096	Electronic Equip. Installers & Repairers, Motor Vehicles	Postsecondary Vocational Training	ND	ND	ND	ND	ND	ND	ND
206	19-4099	Life, Physical, & Social Science Technicians, All Other	Associate's Degree	22	30	8	36.4%	$14.55	$30,270	165%
207	43-5032	Dispatchers, Except Police, Fire, & Ambulance	Moderate-Term On-the-Job Training	52	60	8	15.4%	$17.07	$35,510	193%
208	51-9131	Photographic Process Workers	Moderate-Term On-the-Job Training	21	28	7	33.3%	$11.14	$23,170	126%
209	47-2071	Paving, Surfacing, & Tamping Equip. Operators	Moderate-Term On-the-Job Training	ND	ND	ND	ND	ND	ND	ND
210	51-6099	Textile, Apparel, & Furnishings Workers, All Other	Moderate-Term On-the-Job Training	17	24	7	41.2%	$12.93	$26,890	146%
211	25-3021	Self-Enrichment Education Teachers	Exp. in a Related Occupation	ND	ND	ND	ND	ND	ND	ND
212	39-3199	All Other Gaming Workers	Moderate-Term On-the-Job Training	ND	ND	ND	ND	ND	ND	ND
213	29-1122	Occupational Therapists	Bachelor's Degree	27	34	7	25.9%	$19.09	$39,710	216%
214	51-9122	Painters, Trans. Equip.	Moderate-Term On-the-Job Training	ND	ND	ND	ND	ND	ND	ND
215	53-7051	Industrial Truck & Tractor Operators	Short-Term On-the-Job Training	209	216	7	3.3%	$17.59	$36,580	199%
216	11-3051	Industrial Production Managers	Bachelor's Degree	57	63	6	10.5%	$35.33	$73,500	399%
217	47-3014	Helpers--Painters, Paperhangers, Plasterers, & Stucco Masons	Short-Term On-the-Job Training	ND	ND	ND	ND	ND	ND	ND
218	11-9031	Education Administrators, Preschool & Child Care Center/Program	Bachelor's Degree Plus Exp.	18	24	6	33.3%	$16.69	$34,720	189%
219	43-5061	Production, Planning, & Expediting Clerks	Short-Term On-the-Job Training	28	34	6	21.4%	$21.16	$44,000	239%
220	43-4111	Interviewers, Except Eligibility & Loan	Short-Term On-the-Job Training	31	37	6	19.4%	$8.66	$18,010	98%
221	53-2099	All Other Air Transportation Workers	Moderate-Term On-the-Job Training	ND	ND	ND	ND	ND	ND	ND
222	47-2051	Cement Masons & Concrete Finishers	Long-Term On-the-Job Training	26	32	6	23.1%	$15.46	$32,150	175%
223	25-2012	Kndrgrtn. Teachers, Except Special Ed.	Bachelor's Degree	58	64	6	10.3%	NA	$35,310	192%
224	11-3040	Human Resources Managers	Bachelor's Degree Plus Exp.	42	48	6	14.3%	$30.44	$63,310	344%
225	43-4161	Human Resources Assistants, Except Payroll & Timekeeping	Short-Term On-the-Job Training	42	48	6	14.3%	$14.17	$29,470	160%

Table A.9: Long-Term Projected Occupational Growth in Wyoming's Southwest Region by Highest Net Growth, 2000 and 2010 (Continued)

Rank	SOC[a] Code and Occupation Title		Typical Education Requirements[b]	Employment 2000	Projected 2010	Change Number	Change Percent	2001 Average Wage Hourly	Annual	% of Poverty[c]
226	23-9099	All Other Legal & Related Workers	Bachelor's Degree	17	22	5	29.4%	$14.02	$29,160	158%
227	43-9021	Data Entry Keyers	Moderate-Term On-the-Job Training	21	26	5	23.8%	$10.40	$21,630	118%
228	29-1126	Respiratory Therapists	Associate's Degree	29	34	5	17.2%	$16.37	$34,040	185%
229	39-6011	Baggage Porters & Bellhops	Short-Term On-the-Job Training	34	39	5	14.7%	$8.66	$18,010	98%
230	47-3015	Helpers--Pipelayers, Plumbers, Pipefitters, & Steamfitters	Short-Term On-the-Job Training	33	38	5	15.2%	$14.27	$29,680	161%
231	29-1069	Physicians & Surgeons, All Other	First Professional Degree	ND	ND	ND	ND	ND	ND	ND
232	17-3011	Architectural & Civil Drafters	Postsecondary Vocational Training	ND	ND	ND	ND	$14.71	$30,590	166%
233	25-3999	All Other Teachers, Primary, Secondary, & Adult	Bachelor's Degree	ND	ND	ND	ND	NA	$28,930	157%
234	33-9091	Crossing Guards	Short-Term On-the-Job Training	24	29	5	20.8%	$8.25	$17,150	93%
235	53-5099	All Other Water Transportation Workers	Short-Term On-the-Job Training	ND	ND	ND	ND	ND	ND	ND
236	29-9199	Health Professionals & Technicians, All Other	Associate's Degree	ND	ND	ND	ND	ND	ND	ND
237	31-9011	Massage Therapists	Postsecondary Vocational Training	ND	ND	ND	ND	ND	ND	ND
238	13-1071	Employment, Recruitment, & Placement Specialists	Bachelor's Degree	30	35	5	16.7%	$16.16	$33,620	183%
239	43-5021	Couriers & Messengers	Short-Term On-the-Job Training	13	18	5	38.5%	$9.45	$19,660	107%
240	51-5022	Prepress Technicians & Workers	Long-Term On-the-Job Training	25	30	5	20.0%	$10.05	$20,900	114%
241	23-2093	Title Examiners, Abstractors, & Searchers	Moderate-Term On-the-Job Training	ND	ND	ND	ND	$12.70	$26,410	144%
242	31-2021	Physical Therapist Assistants	Associate's Degree	ND	ND	ND	ND	$13.44	$27,950	152%
243	15-1071	Network & Computer Systems Administrators	Bachelor's Degree	30	35	5	16.7%	$19.45	$40,450	220%
244	29-2011	Medical & Clinical Laboratory Technologists	Bachelor's Degree	37	42	5	13.5%	$18.96	$39,430	214%
245	25-2042	Special Ed. Teachers, Middle School	Bachelor's Degree	50	55	5	10.0%	NA	$35,870	195%
246	19-3051	Urban & Regional Planners	Master's Degree	15	20	5	33.3%	$20.56	$42,760	232%
247	27-1024	Graphic Designers	Bachelor's Degree	19	24	5	26.3%	$14.39	$29,920	163%
248	53-2012	Commercial Pilots	Postsecondary Vocational Training	ND	ND	ND	ND	NA	$44,290	241%
249	27-2032	Choreographers	Exp. in a Related Occupation	ND	ND	ND	ND	ND	ND	ND
250	31-9096	Veterinary Assistants & Laboratory Animal Caretakers	Short-Term On-the-Job Training	ND	ND	ND	ND	ND	ND	ND
251	53-3031	Driver/Sales Workers	Short-Term On-the-Job Training	75	79	4	5.3%	$12.96	$26,960	147%
252	25-2032	Voc. Ed. Teachers, Secondary School	Bachelor's Degree	47	51	4	8.5%	NA	$38,040	207%
253	29-2021	Dental Hygienists	Associate's Degree	ND	ND	ND	ND	ND	ND	ND
254	51-4051	Metal-Refining Furnace Operators & Tenders	Moderate-Term On-the-Job Training	ND	ND	ND	ND	ND	ND	ND
255	13-2072	Loan Officers	Bachelor's Degree	108	112	4	3.7%	$23.77	$49,440	269%
256	21-1011	Substance Abuse & Behavioral Disorder Counselors	Master's Degree	ND	ND	ND	ND	$15.11	$31,420	171%
257	31-9094	Medical Transcriptionists	Postsecondary Vocational Training	23	27	4	17.4%	$10.66	$22,180	121%
258	47-2081	Drywall & Ceiling Tile Installers	Moderate-Term On-the-Job Training	ND	ND	ND	ND	$14.94	$31,080	169%
259	29-2055	Surgical Technologists	Postsecondary Vocational Training	23	27	4	17.4%	$13.42	$27,920	152%
260	13-1023	Purchasing Agents, Except Wholesale, Retail, & Farm Prod.	Bachelor's Degree	51	55	4	7.8%	$19.64	$40,850	222%
261	23-2011	Paralegals & Legal Assistants	Associate's Degree	ND	ND	ND	ND	ND	ND	ND
262	25-4021	Librarians	Master's Degree	45	49	4	8.9%	$20.69	$43,040	234%
263	29-2071	Medical Records & Health Information Technicians	Associate's Degree	22	26	4	18.2%	$10.60	$22,050	120%
264	25-9199	Library, Museum, Training, & Other Ed. Workers, All Other	Bachelor's Degree	ND	ND	ND	ND	ND	ND	ND
265	11-3061	Purchasing Managers	Bachelor's Degree Plus Exp.	25	29	4	16.0%	$27.96	$58,150	316%

Table A.9: Long-Term Projected Occupational Growth in Wyoming's Southwest Region by Highest Net Growth, 2000 and 2010 (Continued)

Rank	SOC[a] Code and Occupation Title		Typical Education Requirements[b]	Employment 2000	Projected 2010	Change Number	Change Percent	2001 Average Wage Hourly	Annual	% of Poverty[c]
266	19-4091	Environmental Science & Protection Techs., Incl. Health	Associate's Degree	ND	ND	ND	ND	$17.92	$37,270	203%
267	29-1199	Health Diagnosing & Treating Practitioners, All Other	First Professional Degree	ND	ND	ND	ND	$48.39	$100,660	547%
268	21-1022	Medical & Public Health Social Workers	Bachelor's Degree	20	24	4	20.0%	$16.58	$34,490	187%
269	35-9099	Food Prep. & Serving Related Workers, All Other	Short-Term On-the-Job Training	ND	ND	ND	ND	ND	ND	ND
270	29-1020	Dentists	First Professional Degree	22	26	4	18.2%	$53.74	$111,770	607%
271	51-6041	Shoe & Leather Workers & Repairers	Long-Term On-the-Job Training	ND	ND	ND	ND	ND	ND	ND
272	13-1199	Business Operations Specialists, All Other	Bachelor's Degree	263	267	4	1.5%	$22.42	$46,630	253%
273	53-6099	Transportation Workers, All Other	Short-Term On-the-Job Training	ND	ND	ND	ND	ND	ND	ND
274	47-5031	Explosives Workers, Ordnance Handling Experts, & Blasters	Moderate-Term On-the-Job Training	ND	ND	ND	ND	ND	ND	ND
275	25-2043	Special Ed. Teachers, Secondary School	Bachelor's Degree	40	44	4	10.0%	NA	$32,990	179%
276	27-3020	News Analysts, Reporters & Correspondents	Long-Term On-the-Job Training	42	46	4	9.5%	$11.19	$23,280	127%
277	53-6021	Parking Lot Attendants	Short-Term On-the-Job Training	ND	ND	ND	ND	ND	ND	ND
278	33-1099	First-Line Sprvsrs./Mgrs., Protect. Serv. Workers, All Other	Exp. in a Related Occupation	38	42	4	10.5%	$22.19	$46,150	251%
279	49-9043	Maintenance Workers, Machinery	Long-Term On-the-Job Training	113	117	4	3.5%	$22.29	$46,360	252%
280	39-1011	Gaming Supervisors	Postsecondary Vocational Training	ND	ND	ND	ND	ND	ND	ND
281	21-9099	All Other Counselors, Social & Religious Workers	Bachelor's Degree	58	62	4	6.9%	$18.19	$37,840	206%
282	41-9022	Real Estate Sales Agents	Postsecondary Vocational Training	34	38	4	11.8%	$22.79	$47,410	258%
283	13-1022	Wholesale & Retail Buyers, Except Farm Prod.	Bachelor's Degree	20	24	4	20.0%	$17.05	$35,460	193%
284	29-1124	Radiation Therapists	Associate's Degree	ND	ND	ND	ND	ND	ND	ND
285	11-3071	Transportation, Storage, & Distribution Managers	Exp. in a Related Occupation	23	26	3	13.0%	$24.44	$50,840	276%
286	51-9123	Painting, Coating, & Decorating Workers	Short-Term On-the-Job Training	ND	ND	ND	ND	ND	ND	ND
287	43-5011	Cargo & Freight Agents	Moderate-Term On-the-Job Training	ND	ND	ND	ND	ND	ND	ND
288	11-9041	Engineering Managers	Bachelor's Degree Plus Exp.	66	69	3	4.5%	$37.33	$77,640	422%
289	17-2151	Mining & Geological Engineers, Incl. Mining Safety Engrs.	Bachelor's Degree	28	31	3	10.7%	$28.67	$59,630	324%
290	25-3011	Adult Literacy, Remedial Ed., & GED Teachers & Instructors	Bachelor's Degree	ND	ND	ND	ND	$13.65	$28,390	154%
291	11-9071	Gaming Managers	Bachelor's Degree Plus Exp.	ND	ND	ND	ND	ND	ND	ND
292	21-1091	Health Educators	Master's Degree	12	15	3	25.0%	$11.92	$24,800	135%
293	25-4010	Archivists, Curators, & Museum Technicians	Master's Degree	ND	ND	ND	ND	ND	ND	ND
294	49-9095	Manufactured Building & Mobile Home Installers	Moderate-Term On-the-Job Training	ND	ND	ND	ND	ND	ND	ND
295	29-1041	Optometrists	First Professional Degree	ND	ND	ND	ND	ND	ND	ND
296	43-4041	Credit Authorizers, Checkers, & Clerks	Short-Term On-the-Job Training	ND	ND	ND	ND	ND	ND	ND
297	51-9032	Cutting & Slicing Machine Setters, Oper., & Tenders	Moderate-Term On-the-Job Training	ND	ND	ND	ND	ND	ND	ND
298	27-3041	Editors	Bachelor's Degree	19	22	3	15.8%	$15.02	$31,240	170%
299	43-3041	Gaming Cage Workers	Short-Term On-the-Job Training	ND	ND	ND	ND	ND	ND	ND
300	51-5021	Job Printers	Long-Term On-the-Job Training	ND	ND	ND	ND	$11.46	$23,830	130%
301	51-1011	First-Line Sprvsrs./Mgrs. of Production & Operat. Workers	Exp. in a Related Occupation	244	247	3	1.2%	$29.55	$61,470	334%
302	25-4031	Library Technicians	Short-Term On-the-Job Training	ND	ND	ND	ND	ND	ND	ND
303	29-1071	Physician Assistants	Bachelor's Degree	15	18	3	20.0%	$33.42	$69,510	378%
304	27-4021	Photographers	Long-Term On-the-Job Training	12	15	3	25.0%	$18.93	$39,380	214%
305	11-2011	Advertising & Promotions Managers	Bachelor's Degree Plus Exp.	22	25	3	13.6%	$17.08	$35,520	193%

Table A.9: Long-Term Projected Occupational Growth in Wyoming's Southwest Region by Highest Net Growth, 2000 and 2010 (Continued)

Rank	SOC[a] Code and Occupation Title		Typical Education Requirements[b]	Employment 2000	Projected 2010	Change Number	Change Percent	2001 Average Wage Hourly	Annual	% of Poverty[c]
306	51-3021	Butchers & Meat Cutters	Long-Term On-the-Job Training	48	51	3	6.3%	$14.23	$29,600	161%
307	27-1013	Fine Artists, Incl. Painters, Sculptors, & Illustrators	Long-Term On-the-Job Training	ND	ND	ND	ND	ND	ND	ND
308	47-2151	Pipelayers	Moderate-Term On-the-Job Training	ND	ND	ND	ND	$18.99	$39,510	215%
309	17-1012	Landscape Architects	Bachelor's Degree	9	12	3	33.3%	$24.23	$50,410	274%
310	49-3052	Motorcycle Mechanics	Long-Term On-the-Job Training	ND	ND	ND	ND	$19.16	$39,860	217%
311	41-9011	Demonstrators & Product Promoters	Moderate-Term On-the-Job Training	ND	ND	ND	ND	ND	ND	ND
312	51-4031	Cutting, Punching, & Press Machine Setters, Oper., & Tenders, Metal & Plastic	Moderate-Term On-the-Job Training	16	19	3	18.8%	$9.66	$20,080	109%
313	33-2021	Fire Inspectors & Investigators	Exp. in a Related Occupation	ND	ND	ND	ND	ND	ND	ND
314	19-4093	Forest & Conservation Technicians	Associate's Degree	41	44	3	7.3%	$13.59	$28,260	154%
315	11-9151	Social & Community Service Managers	Bachelor's Degree	13	16	3	23.1%	$23.60	$49,090	267%
316	43-9022	Word Processors & Typists	Moderate-Term On-the-Job Training	ND	ND	ND	ND	$11.09	$23,060	125%
317	13-1121	Meeting & Convention Planners	Bachelor's Degree	ND	ND	ND	ND	ND	ND	ND
318	33-3041	Parking Enforcement Workers	Short-Term On-the-Job Training	ND	ND	ND	ND	ND	ND	ND
319	47-2121	Glaziers	Long-Term On-the-Job Training	ND	ND	ND	ND	ND	ND	ND
320	23-2092	Law Clerks	Bachelor's Degree	8	11	3	37.5%	$13.06	$27,160	148%
321	27-2012	Producers & Directors	Bachelor's Degree Plus Exp.	ND	ND	ND	ND	ND	ND	ND
322	29-1031	Dietitians & Nutritionists	Bachelor's Degree	13	15	2	15.4%	$19.43	$40,420	220%
323	47-4011	Construction & Building Inspectors	Exp. in a Related Occupation	9	11	2	22.2%	$20.41	$42,460	231%
324	39-4021	Funeral Attendants	Short-Term On-the-Job Training	ND	ND	ND	ND	ND	ND	ND
325	25-1123	English Language & Literature Teachers, Postsecondary	Doctoral Degree	ND	ND	ND	ND	ND	ND	ND
326	49-9021	Heating, Air Conditioning, & Refriger. Mechanics & Installers	Long-Term On-the-Job Training	25	27	2	8.0%	$18.09	$37,630	205%
327	13-1073	Training & Development Specialists	Bachelor's Degree	50	52	2	4.0%	$20.88	$43,440	236%
328	43-4121	Library Assistants, Clerical	Short-Term On-the-Job Training	19	21	2	10.5%	$9.19	$19,110	104%
329	25-2023	Voc. Ed. Teachers, Middle School	Bachelor's Degree	21	23	2	9.5%	NA	$36,450	198%
330	47-2082	Tapers	Moderate-Term On-the-Job Training	ND	ND	ND	ND	ND	ND	ND
331	43-6012	Legal Secretaries	Postsecondary Vocational Training	ND	ND	ND	ND	ND	ND	ND
332	11-9033	Education Administrators, Postsecondary	Bachelor's Degree Plus Exp.	ND	ND	ND	ND	ND	ND	ND
333	25-1071	Health Specialties Teachers, Postsecondary	Doctoral Degree	ND	ND	ND	ND	ND	ND	ND
334	25-1194	Voc. Ed. Teachers, Postsecondary	Doctoral Degree	ND	ND	ND	ND	ND	ND	ND
335	25-1199	Postsecondary Teachers, All Other	Doctoral Degree	ND	ND	ND	ND	ND	ND	ND
336	43-5052	Postal Service Mail Carriers	Short-Term On-the-Job Training	32	34	2	6.3%	$18.86	$39,230	213%
337	33-9099	Protect. Serv. Workers, All Other	Short-Term On-the-Job Training	57	59	2	3.5%	$15.42	$32,070	174%
338	51-6052	Tailors, Dressmakers, & Custom Sewers	Exp. in a Related Occupation	ND	ND	ND	ND	ND	ND	ND
339	49-2097	Elec. Home Entertainment Equip. Installers & Repairers	Postsecondary Vocational Training	ND	ND	ND	ND	ND	ND	ND
340	51-4192	Lay-Out Workers, Metal & Plastic	Moderate-Term On-the-Job Training	ND	ND	ND	ND	ND	ND	ND
341	27-3099	Media & Communication Workers, All Other	Long-Term On-the-Job Training	12	14	2	16.7%	$14.50	$30,160	164%
342	47-5081	Helpers--Extraction Workers	Short-Term On-the-Job Training	21	23	2	9.5%	$16.21	$33,730	183%

Table A.9: Long-Term Projected Occupational Growth in Wyoming's Southwest Region by Highest Net Growth, 2000 and 2010 (Continued)

Rank	SOC[a] Code and Occupation Title		Typical Education Requirements[b]	Employment 2000	Projected 2010	Change Number	Change Percent	2001 Average Wage Hourly	Annual	% of Poverty[c]
343	51-4081	Multiple Machine Tool Setters, Oper., & Tenders, Metal & Plastic	Moderate-Term On-the-Job Training	ND	ND	ND	ND	ND	ND	ND
344	51-9022	Grinding & Polishing Workers, Hand	Moderate-Term On-the-Job Training	ND	ND	ND	ND	ND	ND	ND
345	43-4131	Loan Interviewers & Clerks	Short-Term On-the-Job Training	81	83	2	2.5%	$13.07	$27,190	148%
346	25-9021	Farm & Home Management Advisors	Bachelor's Degree	19	21	2	10.5%	$19.00	$39,520	215%
347	19-3021	Market Research Analysts	Bachelor's Degree	ND	ND	ND	ND	ND	ND	ND
348	13-2082	Tax Preparers	Moderate-Term On-the-Job Training	ND	ND	ND	ND	ND	ND	ND
349	15-1081	Network Systems & Data Communications Analysts	Bachelor's Degree	22	24	2	9.1%	$20.96	$43,600	237%
350	13-2021	Appraisers & Assessors of Real Estate	Postsecondary Vocational Training	ND	ND	ND	ND	$14.79	$30,770	167%
351	11-2031	Public Relations Managers	Bachelor's Degree Plus Exp.	ND	ND	ND	ND	ND	ND	ND
352	49-9044	Millwrights	Long-Term On-the-Job Training	ND	ND	ND	ND	ND	ND	ND
353	27-4031	Camera Operators, Television, Video, & Motion Picture	Moderate-Term On-the-Job Training	ND	ND	ND	ND	ND	ND	ND
354	49-3092	Recreational Vehicle Service Technicians	Long-Term On-the-Job Training	ND	ND	ND	ND	ND	ND	ND
355	53-3099	Motor Vehicle Operators, All Other	Short-Term On-the-Job Training	33	35	2	6.1%	$15.15	$31,520	171%
356	43-5053	Postal Service Mail Sorters, Processors, & Processing Machine Operators	Short-Term On-the-Job Training	26	28	2	7.7%	$9.57	$19,900	108%
357	39-6012	Concierges	Exp. in a Related Occupation	ND	ND	ND	ND	ND	ND	ND
358	39-3093	Locker Room, Coatroom, & Dressing Room Attendants	Short-Term On-the-Job Training	ND	ND	ND	ND	ND	ND	ND
359	27-1099	All Other Art & Design Workers	Bachelor's Degree	ND	ND	ND	ND	ND	ND	ND
360	51-4122	Welding, Soldering, & Brazing Machine Setters, Oper., & Tenders	Moderate-Term On-the-Job Training	ND	ND	ND	ND	ND	ND	ND
361	13-1061	Emergency Management Specialists	Exp. in a Related Occupation	ND	ND	ND	ND	ND	ND	ND
362	29-1125	Recreational Therapists	Bachelor's Degree	ND	ND	ND	ND	ND	ND	ND
363	31-2022	Physical Therapist Aides	Short-Term On-the-Job Training	ND	ND	ND	ND	ND	ND	ND
364	43-5051	Postal Service Clerks	Short-Term On-the-Job Training	25	27	2	8.0%	$17.46	$36,310	197%
365	25-9031	Instructional Coordinators	Master's Degree	ND	ND	ND	ND	$20.44	$42,520	231%
366	31-9093	Medical Equip. Preparers	Short-Term On-the-Job Training	ND	ND	ND	ND	ND	ND	ND
367	49-9031	Home Appliance Repairers	Long-Term On-the-Job Training	ND	ND	ND	ND	ND	ND	ND
368	51-2041	Structural Metal Fabricators & Fitters	Moderate-Term On-the-Job Training	ND	ND	ND	ND	ND	ND	ND
369	17-3022	Civil Engineering Technicians	Associate's Degree	ND	ND	ND	ND	ND	ND	ND
370	25-1022	Mathematical Science Teachers, Postsecondary	Doctoral Degree	ND	ND	ND	ND	ND	ND	ND
371	11-9131	Postmasters & Mail Superintendents	Exp. in a Related Occupation	22	24	2	9.1%	$19.55	$40,670	221%
372	51-6062	Textile Cutting Machine Setters, Oper., & Tenders	Moderate-Term On-the-Job Training	ND	ND	ND	ND	ND	ND	ND
373	49-9012	Control & Valve Install. & Repairers, Except Mech. Door	Moderate-Term On-the-Job Training	31	32	1	3.2%	$25.22	$52,450	285%
374	51-4072	Molding, Coremaking, & Casting Machine Setters, Oper., & Tenders, Metal & Plastic	Moderate-Term On-the-Job Training	ND	ND	ND	ND	ND	ND	ND
375	29-2032	Diagnostic Medical Sonographers	Associate's Degree	ND	ND	ND	ND	ND	ND	ND
376	51-6092	Fabric & Apparel Patternmakers	Long-Term On-the-Job Training	ND	ND	ND	ND	ND	ND	ND
377	19-2043	Hydrologists	Bachelor's Degree	ND	ND	ND	ND	ND	ND	ND
378	29-2081	Opticians, Dispensing	Long-Term On-the-Job Training	ND	ND	ND	ND	ND	ND	ND

Table A.9: Long-Term Projected Occupational Growth in Wyoming's Southwest Region by Highest Net Growth, 2000 and 2010 (Continued)

Rank	SOC[a] Code and Occupation Title		Typical Education Requirements[b]	Employment 2000	Projected 2010	Change Number	Change Percent	2001 Average Wage Hourly	Annual	% of Poverty[c]
379	51-9083	Ophthalmic Laboratory Technicians	Moderate-Term On-the-Job Training	ND	ND	ND	ND	ND	ND	ND
380	19-1031	Conservation Scientists	Bachelor's Degree	20	21	1	5.0%	$21.87	$45,500	247%
381	43-9051	Mail Clerks & Mail Machine Operators, Except Postal Serv.	Short-Term On-the-Job Training	ND	ND	ND	ND	ND	ND	ND
382	47-5011	Derrick Operators, Oil & Gas	Moderate-Term On-the-Job Training	ND	ND	ND	ND	ND	ND	ND
383	17-1011	Architects, Except Landscape & Naval	Bachelor's Degree	ND	ND	ND	ND	ND	ND	ND
384	47-4091	Segmental Pavers	Moderate-Term On-the-Job Training	ND	ND	ND	ND	ND	ND	ND
385	11-9061	Funeral Directors	Associate's Degree	ND	ND	ND	ND	ND	ND	ND
386	23-1023	Judges, Magistrate Judges, & Magistrates	Bachelor's Degree Plus Exp.	ND	ND	ND	ND	ND	ND	ND
387	13-2081	Tax Examiners, Collectors, & Revenue Agents	Bachelor's Degree	ND	ND	ND	ND	ND	ND	ND
388	25-1011	Business Teachers, Postsecondary	Doctoral Degree	ND	ND	ND	ND	ND	ND	ND
389	27-1021	Commercial & Industrial Designers	Bachelor's Degree	ND	ND	ND	ND	ND	ND	ND
390	13-2051	Financial Analysts	Bachelor's Degree	ND	ND	ND	ND	ND	ND	ND
391	47-2171	Reinforcing Iron & Rebar Workers	Long-Term On-the-Job Training	ND	ND	ND	ND	ND	ND	ND
392	21-1092	Probation Officers & Correctional Treatment Specialists	Bachelor's Degree	ND	ND	ND	ND	ND	ND	ND
393	27-1026	Merchandise Displayers & Window Trimmers	Moderate-Term On-the-Job Training	ND	ND	ND	ND	ND	ND	ND
394	43-3061	Procurement Clerks	Short-Term On-the-Job Training	13	14	1	7.7%	$15.17	$31,550	171%
395	49-2094	Electrical & Electronics Repairers, Comm. & Industrl. Equip.	Postsecondary Vocational Training	38	39	1	2.6%	$25.15	$52,300	284%
396	51-9071	Jewelers & Precious Stone & Metal Workers	Postsecondary Vocational Training	ND	ND	ND	ND	ND	ND	ND
397	39-6022	Travel Guides	Moderate-Term On-the-Job Training	ND	ND	ND	ND	ND	ND	ND
398	49-3091	Bicycle Repairers	Moderate-Term On-the-Job Training	ND	ND	ND	ND	ND	ND	ND
399	13-1031	Claims Adjusters, Examiners, & Investigators	Long-Term On-the-Job Training	ND	ND	ND	ND	ND	ND	ND
400	17-3013	Mechanical Drafters	Postsecondary Vocational Training	ND	ND	ND	ND	ND	ND	ND
401	19-1099	Life Scientists, All Other	Bachelor's Degree	16	17	1	6.3%	$21.25	$44,210	240%
402	49-9091	Coin, Vending, & Amusement Machine Servicers & Repairers	Moderate-Term On-the-Job Training	ND	ND	ND	ND	ND	ND	ND
403	53-3041	Taxi Drivers & Chauffeurs	Short-Term On-the-Job Training	ND	ND	ND	ND	ND	ND	ND
404	51-3092	Food Batchmakers	Short-Term On-the-Job Training	ND	ND	ND	ND	ND	ND	ND
405	49-3051	Motorboat Mechanics	Long-Term On-the-Job Training	ND	ND	ND	ND	ND	ND	ND
406	13-2099	Financial Specialists, All Other	Bachelor's Degree	ND	ND	ND	ND	$17.70	$36,820	200%
407	25-1042	Biological Science Teachers, Postsecondary	Doctoral Degree	ND	ND	ND	ND	ND	ND	ND
408	27-2011	Actors	Long-Term On-the-Job Training	ND	ND	ND	ND	ND	ND	ND
409	39-3021	Motion Picture Projectionists	Short-Term On-the-Job Training	ND	ND	ND	ND	ND	ND	ND
410	51-5023	Printing Machine Operators	Moderate-Term On-the-Job Training	ND	ND	ND	ND	ND	ND	ND
411	51-5011	Bindery Workers	Moderate-Term On-the-Job Training	ND	ND	ND	ND	ND	ND	ND
412	51-3099	All Other Food Processing Workers	Short-Term On-the-Job Training	ND	ND	ND	ND	ND	ND	ND
413	11-9121	Natural Sciences Managers	Bachelor's Degree Plus Exp.	47	48	1	2.1%	$31.46	$65,440	356%
414	49-3011	Aircraft Mechanics & Service Technicians	Postsecondary Vocational Training	ND	ND	ND	ND	ND	ND	ND
415	27-2021	Athletes & Sports Competitors	Long-Term On-the-Job Training	ND	ND	ND	ND	ND	ND	ND
416	27-4032	Film & Video Editors	Bachelor's Degree	ND	ND	ND	ND	ND	ND	ND
417	29-2033	Nuclear Medicine Technologists	Associate's Degree	ND	ND	ND	ND	ND	ND	ND

Table A.9: Long-Term Projected Occupational Growth in Wyoming's Southwest Region by Highest Net Growth, 2000 and 2010 (Continued)

Rank	SOC[a] Code and Occupation Title		Typical Education Requirements[b]	Employment 2000	Projected 2010	Change Number	Change Percent	2001 Average Wage Hourly	Annual	% of Poverty[c]
418	29-1064	Obstetricians & Gynecologists	First Professional Degree	ND	ND	ND	ND	ND	ND	ND
419	19-3099	Social Scientists & Related Workers, All Other	Master's Degree	ND	ND	ND	ND	ND	ND	ND
420	47-4071	Septic Tank Servicers & Sewer Pipe Cleaners	Moderate-Term On-the-Job Training	ND	ND	ND	ND	ND	ND	ND
421	21-2011	Clergy	First Professional Degree	ND	ND	ND	ND	ND	ND	ND
422	51-9081	Dental Laboratory Technicians	Long-Term On-the-Job Training	ND	ND	ND	ND	ND	ND	ND
423	45-1011	First-Line Sprvsrs./Mgrs. of Farm., Fishing, & Forestry Workers	Exp. in a Related Occupation	ND	ND	ND	ND	ND	ND	ND
424	39-3012	Gaming & Sports Book Writers & Runners	Postsecondary Vocational Training	ND	ND	ND	ND	ND	ND	ND
425	51-9194	Etchers & Engravers	Long-Term On-the-Job Training	ND	ND	ND	ND	ND	ND	ND
426	33-3011	Bailiffs	Moderate-Term On-the-Job Training	ND	ND	ND	ND	ND	ND	ND
427	53-6051	Transportation Inspectors	Exp. in a Related Occupation	ND	ND	ND	ND	ND	ND	ND
428	19-1023	Zoologists & Wildlife Biologists	Doctoral Degree	10	11	1	10.0%	$22.64	$47,090	256%
429	51-6051	Sewers, Hand	Short-Term On-the-Job Training	ND	ND	ND	ND	ND	ND	ND
430	33-9031	Gaming Surveillance Officers & Gaming Investigators	Moderate-Term On-the-Job Training	ND	ND	ND	ND	ND	ND	ND
431	51-7011	Cabinetmakers & Bench Carpenters	Long-Term On-the-Job Training	ND	ND	ND	ND	ND	ND	ND
432	47-2022	Stonemasons	Long-Term On-the-Job Training	ND	ND	ND	ND	ND	ND	ND
433	43-4021	Correspondence Clerks	Short-Term On-the-Job Training	ND	ND	ND	ND	ND	ND	ND
434	39-5094	Skin Care Specialists	Postsecondary Vocational Training	ND	ND	ND	ND	ND	ND	ND
435	47-2044	Tile & Marble Setters	Long-Term On-the-Job Training	ND	ND	ND	ND	ND	ND	ND
436	25-1065	Political Science Teachers, Postsecondary	Doctoral Degree	ND	ND	ND	ND	ND	ND	ND
437	25-1081	Education Teachers, Postsecondary	Doctoral Degree	ND	ND	ND	ND	ND	ND	ND
438	25-1121	Art, Drama, & Music Teachers, Postsecondary	Doctoral Degree	ND	ND	ND	ND	ND	ND	ND
439	25-1122	Communications Teachers, Postsecondary	Doctoral Degree	ND	ND	ND	ND	ND	ND	ND
440	25-1125	History Teachers, Postsecondary	Doctoral Degree	ND	ND	ND	ND	ND	ND	ND
441	25-1193	Recreation & Fitness Studies Teachers, Postsecondary	Doctoral Degree	ND	ND	ND	ND	ND	ND	ND
442	17-3099	All Other Drafters, Engineering, & Mapping Technicians	Associate's Degree	55	55	0	0.0%	$22.68	$47,170	256%
443	13-2071	Loan Counselors	Bachelor's Degree	ND	ND	ND	ND	ND	ND	ND
444	29-1066	Psychiatrists	First Professional Degree	ND	ND	ND	ND	ND	ND	ND
445	33-9021	Private Detectives & Investigators	Exp. in a Related Occupation	ND	ND	ND	ND	ND	ND	ND
446	29-2054	Respiratory Therapy Technicians	Postsecondary Vocational Training	ND	ND	ND	ND	ND	ND	ND
447	29-1063	Internists, General	First Professional Degree	ND	ND	ND	ND	ND	ND	ND
448	15-1061	Database Administrators	Bachelor's Degree	ND	ND	ND	ND	ND	ND	ND
449	13-1072	Compensation, Benefits, & Job Analysis Specialists	Bachelor's Degree	ND	ND	ND	ND	ND	ND	ND
450	49-9011	Mech. Door Repairers	Moderate-Term On-the-Job Training	ND	ND	ND	ND	ND	ND	ND
451	47-3016	Helpers--Roofers	Short-Term On-the-Job Training	ND	ND	ND	ND	ND	ND	ND
452	51-9121	Coating, Painting, & Spraying Machine Setters, Oper., & Tenders	Moderate-Term On-the-Job Training	ND	ND	ND	ND	ND	ND	ND
453	27-1022	Fashion Designers	Bachelor's Degree	ND	ND	ND	ND	ND	ND	ND
454	27-1025	Interior Designers	Bachelor's Degree	ND	ND	ND	ND	ND	ND	ND
455	33-1011	First-Line Sprvsrs./Mgrs. of Correctional Officers	Exp. in a Related Occupation	ND	ND	ND	ND	ND	ND	ND

Table A.9: Long-Term Projected Occupational Growth in Wyoming's Southwest Region by Highest Net Growth, 2000 and 2010 (Continued)

Rank	SOC[a] Code and Occupation Title		Typical Education Requirements[b]	Employment 2000	Projected 2010	Change Number	Change Percent	2001 Average Wage Hourly	Annual	% of Poverty[c]
456	13-2061	Financial Examiners	Bachelor's Degree	ND	ND	ND	ND	ND	ND	ND
457	27-3042	Technical Writers	Bachelor's Degree	ND	ND	ND	ND	ND	ND	ND
458	27-1014	Multi-Media Artists & Animators	Bachelor's Degree	ND	ND	ND	ND	ND	ND	ND
459	51-2099	Assemblers & Fabricators, All Other	Moderate-Term On-the-Job Training	ND	ND	ND	ND	ND	ND	ND
460	33-3031	Fish & Game Wardens	Long-Term On-the-Job Training	ND	ND	ND	ND	ND	ND	ND
461	51-4034	Lathe & Turning Machine Tool Setters, Oper., & Tenders, Metal & Plastic	Moderate-Term On-the-Job Training	ND	ND	ND	ND	ND	ND	ND
462	47-2041	Carpet Installers	Moderate-Term On-the-Job Training	ND	ND	ND	ND	ND	ND	ND
463	19-1032	Foresters	Bachelor's Degree	ND	ND	ND	ND	ND	ND	ND
464	25-1021	Computer Science Teachers, Postsecondary	Doctoral Degree	ND	ND	ND	ND	ND	ND	ND
465	25-1032	Engineering Teachers, Postsecondary	Doctoral Degree	ND	ND	ND	ND	ND	ND	ND
466	25-1051	Atmospheric, Earth, Marine, & Space Sciences Teachers, Postsecondary	Doctoral Degree	ND	ND	ND	ND	ND	ND	ND
467	25-1052	Chemistry Teachers, Postsecondary	Doctoral Degree	ND	ND	ND	ND	ND	ND	ND
468	25-1054	Physics Teachers, Postsecondary	Doctoral Degree	ND	ND	ND	ND	ND	ND	ND
469	25-1066	Psychology Teachers, Postsecondary	Doctoral Degree	ND	ND	ND	ND	ND	ND	ND
470	25-1124	Foreign Language & Literature Teachers, Postsecondary	Doctoral Degree	ND	ND	ND	ND	ND	ND	ND
471	19-2099	Physical Scientists, All Other	Bachelor's Degree	ND	ND	ND	ND	ND	ND	ND
472	19-1010	Agricultural & Food Scientists	Bachelor's Degree	ND	ND	ND	ND	ND	ND	ND
473	43-9071	Office Machine Operators, Except Computer	Short-Term On-the-Job Training	ND	ND	ND	ND	$13.95	$29,010	158%
474	41-9031	Sales Engineers	Bachelor's Degree	ND	ND	ND	ND	ND	ND	ND
475	51-4041	Machinists	Long-Term On-the-Job Training	31	31	0	0.0%	$19.53	$40,620	221%
476	39-5092	Manicurists & Pedicurists	Postsecondary Vocational Training	ND	ND	ND	ND	ND	ND	ND
477	29-2031	Cardiovascular Technologists & Technicians	Associate's Degree	ND	ND	ND	ND	ND	ND	ND
478	17-2031	Biomedical Engineers	Bachelor's Degree	ND	ND	ND	ND	ND	ND	ND
479	25-1072	Nursing Instructors & Teachers, Postsecondary	Doctoral Degree	ND	ND	ND	ND	ND	ND	ND
480	29-1061	Anesthesiologists	First Professional Degree	ND	ND	ND	ND	ND	ND	ND
481	29-1065	Pediatricians, General	First Professional Degree	ND	ND	ND	ND	ND	ND	ND
482	29-2051	Dietetic Technicians	Moderate-Term On-the-Job Training	ND	ND	ND	ND	ND	ND	ND
483	49-9062	Medical Equip. Repairers	Moderate-Term On-the-Job Training	ND	ND	ND	ND	ND	ND	ND
484	43-2099	Communications Equip. Operators, All Other	Short-Term On-the-Job Training	ND	ND	ND	ND	ND	ND	ND
485	31-9095	Pharmacy Aides	Short-Term On-the-Job Training	ND	ND	ND	ND	ND	ND	ND
486	47-2011	Boilermakers	Long-Term On-the-Job Training	ND	ND	ND	ND	ND	ND	ND
487	15-2031	Operations Research Analysts	Master's Degree	ND	ND	ND	ND	ND	ND	ND
488	53-1011	Aircraft Cargo Handling Supervisors	Exp. in a Related Occupation	ND	ND	ND	ND	ND	ND	ND
489	23-1021	Administrative Law Judges, Adjudicators, & Hearing Officers	Bachelor's Degree Plus Exp.	ND	ND	ND	ND	ND	ND	ND
490	51-7021	Furniture Finishers	Long-Term On-the-Job Training	ND	ND	ND	ND	ND	ND	ND
491	49-2098	Security & Fire Alarm Systems Installers	Postsecondary Vocational Training	ND	ND	ND	ND	ND	ND	ND
492	51-2031	Engine & Other Machine Assemblers	Short-Term On-the-Job Training	ND	ND	ND	ND	ND	ND	ND

Table A.9: Long-Term Projected Occupational Growth in Wyoming's Southwest Region by Highest Net Growth, 2000 and 2010 (Continued)

Rank	SOC[a] Code and Occupation Title		Typical Education Requirements[b]	Employment 2000	Projected 2010	Change Number	Change Percent	2001 Average Wage Hourly	Annual	% of Poverty[c]
493	13-2031	Budget Analysts	Bachelor's Degree	ND	ND	ND	ND	ND	ND	ND
494	51-9132	Photographic Processing Machine Operators	Short-Term On-the-Job Training	ND	ND	ND	ND	ND	ND	ND
495	19-3093	Historians	Master's Degree	ND	ND	ND	ND	ND	ND	ND
496	27-3043	Writers & Authors	Bachelor's Degree	ND	ND	ND	ND	ND	ND	ND
497	13-1032	Insurance Appraisers, Auto Damage	Long-Term On-the-Job Training	ND	ND	ND	ND	ND	ND	ND
498	43-4061	Eligibility Interviewers, Government Programs	Moderate-Term On-the-Job Training	ND	ND	ND	ND	ND	ND	ND
499	17-2071	Electrical Engineers	Bachelor's Degree	28	28	0	0.0%	$35.52	$73,880	402%
500	17-2021	Agricultural Engineers	Bachelor's Degree	ND	ND	ND	ND	ND	ND	ND
501	53-2011	Airline Pilots, Copilots, & Flight Engineers	Bachelor's Degree	ND	ND	ND	ND	ND	ND	ND
502	47-3013	Helpers--Electricians	Short-Term On-the-Job Training	ND	ND	ND	ND	ND	ND	ND
503	45-4011	Forest & Conservation Workers	Moderate-Term On-the-Job Training	ND	ND	ND	ND	ND	ND	ND
504	17-2011	Aerospace Engineers	Bachelor's Degree	ND	ND	ND	ND	ND	ND	ND
505	51-2011	Aircraft Structure, Surfaces, Rigging, & Systems Assemblers	Long-Term On-the-Job Training	ND	ND	ND	ND	ND	ND	ND
506	51-6093	Upholsterers	Long-Term On-the-Job Training	ND	ND	ND	ND	ND	ND	ND
507	49-3053	Outdoor Power Equip. & Other Small Engine Mechanics	Moderate-Term On-the-Job Training	ND	ND	ND	ND	ND	ND	ND
508	49-9094	Locksmiths & Safe Repairers	Moderate-Term On-the-Job Training	ND	ND	ND	ND	ND	ND	ND
509	49-2092	Electric Motor, Power Tool, & Related Repairers	Postsecondary Vocational Training	ND	ND	ND	ND	ND	ND	ND
510	51-2022	Electrical & Electronic Equip. Assemblers	Short-Term On-the-Job Training	ND	ND	ND	ND	ND	ND	ND
511	13-2052	Personal Financial Advisors	Bachelor's Degree	ND	ND	ND	ND	ND	ND	ND
512	51-3022	Meat, Poultry, & Fish Cutters & Trimmers	Short-Term On-the-Job Training	ND	ND	ND	ND	ND	ND	ND
513	43-4011	Brokerage Clerks	Moderate-Term On-the-Job Training	ND	ND	ND	ND	ND	ND	ND
514	49-2011	Computer, Automated Teller, & Office Machine Repairers	Postsecondary Vocational Training	ND	ND	ND	ND	ND	ND	ND
515	53-7121	Tank Car, Truck, & Ship Loaders	Moderate-Term On-the-Job Training	ND	ND	ND	ND	ND	ND	ND
516	13-2041	Credit Analysts	Bachelor's Degree	ND	ND	ND	ND	ND	ND	ND
517	51-8021	Stationary Engineers & Boiler Operators	Long-Term On-the-Job Training	ND	ND	ND	ND	ND	ND	ND
518	49-2093	Electrical & Electronics Installers & Repairers, Trans. Equip.	Postsecondary Vocational Training	ND	ND	ND	ND	ND	ND	ND
519	19-3092	Geographers	Master's Degree	ND	ND	ND	ND	ND	ND	ND
520	17-2081	Environmental Engineers	Bachelor's Degree	12	12	0	0.0%	$30.99	$64,450	350%
521	27-4012	Broadcast Technicians	Postsecondary Vocational Training	ND	ND	ND	ND	ND	ND	ND
522	27-2042	Musicians & Singers	Long-Term On-the-Job Training	ND	ND	ND	ND	ND	ND	ND
523	43-4141	New Accounts Clerks	Exp. in a Related Occupation	34	33	-1	-2.9%	$10.76	$22,390	122%
524	17-3027	Mechanical Engineering Technicians	Associate's Degree	ND	ND	ND	ND	ND	ND	ND
525	11-9141	Property, Real Estate, & Community Association Managers	Bachelor's Degree	ND	ND	ND	ND	$16.84	$35,040	190%
526	41-9021	Real Estate Brokers	Exp. in a Related Occupation	ND	ND	ND	ND	ND	ND	ND
527	51-9041	Extruding, Forming, Pressing, & Compacting Machine Setters, Oper., & Tenders	Moderate-Term On-the-Job Training	ND	ND	ND	ND	ND	ND	ND
528	13-1021	Purchasing Agents & Buyers, Farm Prod.	Exp. in a Related Occupation	ND	ND	ND	ND	ND	ND	ND
529	27-4011	Audio & Video Equip. Technicians	Long-Term On-the-Job Training	ND	ND	ND	ND	ND	ND	ND
530	53-7063	Machine Feeders & Offbearers	Short-Term On-the-Job Training	ND	ND	ND	ND	ND	ND	ND
531	19-4031	Chemical Technicians	Associate's Degree	ND	ND	ND	ND	ND	ND	ND

Table A.9: Long-Term Projected Occupational Growth in Wyoming's Southwest Region by Highest Net Growth, 2000 and 2010 (Continued)

Rank	SOC[a] Code and Occupation Title		Typical Education Requirements[b]	Employment 2000	Projected 2010	Change Number	Change Percent	2001 Average Wage Hourly	Annual	% of Poverty[c]
532	45-4021	Fallers	Moderate-Term On-the-Job Training	ND	ND	ND	ND	ND	ND	ND
533	11-3021	Computer & Information Systems Managers	Bachelor's Degree Plus Exp.	44	44	0	0.0%	$25.60	$53,240	289%
534	43-3071	Tellers	Short-Term On-the-Job Training	155	155	0	0.0%	$10.45	$21,730	118%
535	17-3012	Electrical & Electronics Drafters	Postsecondary Vocational Training	12	12	0	0.0%	$23.48	$48,840	265%
536	47-4999	All Other Construction Trades & Related Workers	Moderate-Term On-the-Job Training	17	17	0	0.0%	$17.09	$35,540	193%
537	51-4021	Extruding & Drawing Machine Setters, Oper., & Tenders, Metal & Plastic	Moderate-Term On-the-Job Training	ND	ND	ND	ND	ND	ND	ND
538	43-5199	All Other Material Recording, Scheduling, Dispatching, & Distributing Workers	Short-Term On-the-Job Training	ND	ND	ND	ND	ND	ND	ND
539	53-7041	Hoist & Winch Operators	Moderate-Term On-the-Job Training	ND	ND	ND	ND	ND	ND	ND
540	17-3026	Industrial Engineering Technicians	Associate's Degree	ND	ND	ND	ND	ND	ND	ND
541	47-5051	Rock Splitters, Quarry	Moderate-Term On-the-Job Training	ND	ND	ND	ND	ND	ND	ND
542	51-7041	Sawing Machine Setters, Oper., & Tenders, Wood	Moderate-Term On-the-Job Training	ND	ND	ND	ND	ND	ND	ND
543	27-3010	Announcers	Long-Term On-the-Job Training	ND	ND	ND	ND	$9.44	$19,630	107%
544	17-2141	Mechanical Engineers	Bachelor's Degree	12	11	-1	-8.3%	$26.69	$55,510	302%
545	17-3023	Electrical & Electronic Engineering Technicians	Associate's Degree	33	32	-1	-3.0%	$20.27	$42,150	229%
546	43-2021	Telephone Operators	Short-Term On-the-Job Training	ND	ND	ND	ND	ND	ND	ND
547	43-5111	Weighers, Measurers, Checkers, & Samplers, Recordkeeping	Short-Term On-the-Job Training	17	15	-2	-11.8%	$11.85	$24,640	134%
548	53-7111	Shuttle Car Operators	Short-Term On-the-Job Training	ND	ND	ND	ND	ND	ND	ND
549	51-9051	Furnace, Kiln, Oven, Drier, & Kettle Operators & Tenders	Moderate-Term On-the-Job Training	ND	ND	ND	ND	ND	ND	ND
550	53-7011	Conveyor Operators & Tenders	Short-Term On-the-Job Training	ND	ND	ND	ND	ND	ND	ND
551	49-2095	Electrical & Electronics Repairers, Powerhouse, Substation, & Relay	Postsecondary Vocational Training	32	30	-2	-6.3%	$26.21	$54,520	296%
552	51-2092	Team Assemblers	Moderate-Term On-the-Job Training	38	36	-2	-5.3%	$10.74	$22,330	121%
553	51-7099	Woodworkers, All Other	Moderate-Term On-the-Job Training	ND	ND	ND	ND	ND	ND	ND
554	19-2012	Physicists	Doctoral Degree	ND	ND	ND	ND	ND	ND	ND
555	17-2199	Engineers, All Other	Bachelor's Degree	75	72	-3	-4.0%	$31.19	$64,880	353%
556	51-9199	Production Workers, All Other	Moderate-Term On-the-Job Training	113	110	-3	-2.7%	$19.14	$39,820	216%
557	17-2112	Industrial Engineers	Bachelor's Degree	32	29	-3	-9.4%	$31.09	$64,670	351%
558	15-1051	Computer Systems Analysts	Bachelor's Degree	52	49	-3	-5.8%	$22.33	$46,440	252%
559	17-3025	Environmental Engineering Technicians	Associate's Degree	16	13	-3	-18.8%	$23.10	$48,050	261%
560	17-2111	Health & Safety Engineers, Except Mining Safety Engrs. & Inspectors	Bachelor's Degree	17	14	-3	-17.6%	$29.48	$61,310	333%
561	47-5041	Continuous Mining Machine Operators	Moderate-Term On-the-Job Training	ND	ND	ND	ND	ND	ND	ND
562	47-5061	Roof Bolters, Mining	Moderate-Term On-the-Job Training	ND	ND	ND	ND	ND	ND	ND
563	19-4011	Agricultural & Food Science Technicians	Associate's Degree	ND	ND	ND	ND	ND	ND	ND
564	17-2072	Electronics Engineers, Except Computer	Bachelor's Degree	ND	ND	ND	ND	ND	ND	ND
565	17-2131	Materials Engineers	Bachelor's Degree	ND	ND	ND	ND	$34.35	$71,440	388%
566	51-9023	Mixing & Blending Machine Setters, Oper., & Tenders	Moderate-Term On-the-Job Training	ND	ND	ND	ND	ND	ND	ND
567	49-9052	Telecommunications Line Installers & Repairers	Long-Term On-the-Job Training	57	53	-4	-7.0%	$19.53	$40,630	221%

Table A.9: Long-Term Projected Occupational Growth in Wyoming's Southwest Region by Highest Net Growth, 2000 and 2010 (Continued)

Rank	SOC[a] Code and Occupation Title		Typical Education Requirements[b]	Employment 2000	Projected 2010	Change Number	Change Percent	2001 Average Wage Hourly	Annual	% of Poverty[c]
568	13-1041	Compliance Officers, Except Agriculture, Construction, Health & Safety, & Transportation	Long-Term On-the-Job Training	35	30	-5	-14.3%	$24.17	$50,270	273%
569	19-2031	Chemists	Bachelor's Degree	28	23	-5	-17.9%	$23.27	$48,390	263%
570	43-4999	All Other Financial, Information, & Record Clerks	Short-Term On-the-Job Training	118	113	-5	-4.2%	$13.63	$28,350	154%
571	17-2041	Chemical Engineers	Bachelor's Degree	23	18	-5	-21.7%	$34.77	$72,330	393%
572	47-5049	Mining Machine Operators, All Other	Moderate-Term On-the-Job Training	ND	ND	ND	ND	ND	ND	ND
573	49-2022	Telecomm. Equip. Install. & Repairers, Except Line Installers	Postsecondary Vocational Training	72	66	-6	-8.3%	$22.22	$46,230	251%
574	51-9012	Separating, Filtering, Clarifying, Precipitating, & Still Machine Setters, Oper., & Tenders	Moderate-Term On-the-Job Training	ND	ND	ND	ND	ND	ND	ND
575	51-9061	Inspectors, Testers, Sorters, Samplers, & Weighers	Moderate-Term On-the-Job Training	ND	ND	ND	ND	$15.77	$32,800	178%
576	49-9051	Electrical Power-Line Installers & Repairers	Long-Term On-the-Job Training	88	78	-10	-11.4%	$24.50	$50,960	277%
577	51-8013	Power Plant Operators	Long-Term On-the-Job Training	ND	ND	ND	ND	ND	ND	ND
578	51-8099	Plant & System Operators, All Other		ND	ND	ND	ND	ND	ND	ND
579	51-9111	Packaging & Filling Machine Operators & Tenders	Short-Term On-the-Job Training	94	80	-14	-14.9%	$17.19	$35,760	194%
580	51-4191	Heat Treating Equip. Setters, Oper., & Tenders, Metal & Plastic	Moderate-Term On-the-Job Training	ND	ND	ND	ND	ND	ND	ND
581	13-1051	Cost Estimators	Bachelor's Degree	99	85	-14	-14.1%	$27.65	$57,520	313%
582	15-1099	Computer Specialists, All Other	Postsecondary Vocational Training	ND	ND	ND	ND	$22.38	$46,540	253%
583	19-2041	Environmental Scientists & Specialists, Incl. Health	Bachelor's Degree	ND	ND	ND	ND	$28.73	$59,750	325%
584	49-9041	Industrial Machinery Mechanics	Long-Term On-the-Job Training	556	514	-42	-7.6%	$24.30	$50,540	275%
585	51-8091	Chemical Plant & System Operators	Long-Term On-the-Job Training	ND	ND	ND	ND	ND	ND	ND
		Total		**11,229**	**13,081**	**1,852**	**16.5%**	**$21.10**	**$44,785**	**243%**

[a]Standard Occupational Classification.
[b]As determined by the U.S. Department of Labor, Bureau of Labor Statistics.
[c]Based on $18,400 annually for a family of four (100% of the 2003 federal poverty guideline).
NA - No hourly wage available; annual only.
ND - Not disclosable due to confidentiality of information.

Table A.10: Long-Term Projected Occupational Growth in Wyoming's Southwest Region by Occupational Title, 2000 and 2010

SOC[a] Code	Occupation Title	Typical Education Requirements[b]	Employment 2000	Employment Projected 2010	Change Number	Change Percent	2001 Average Wage Hourly	Annual	% of Poverty[c]
13-2011	Accountants & Auditors	Bachelor's Degree	223	274	51	22.9%	$26.28	$54,670	297%
27-2011	Actors	Long-Term On-the-Job Training	ND	ND	ND	ND	ND	ND	ND
23-1021	Administrative Law Judges, Adjudicators, & Hearing Officers	Bachelor's Degree Plus Exp.	ND	ND	ND	ND	ND	ND	ND
11-3011	Administrative Services Managers	Bachelor's Degree Plus Exp.	101	126	25	24.8%	$16.33	$33,960	185%
25-3011	Adult Literacy, Remedial Ed., & GED Teachers & Instructors	Bachelor's Degree	ND	ND	ND	ND	$13.65	$28,390	154%
11-2011	Advertising & Promotions Managers	Bachelor's Degree Plus Exp.	22	25	3	13.6%	$17.08	$35,520	193%
41-3011	Advertising Sales Agents	Moderate-Term On-the-Job Training	75	85	10	13.3%	$12.52	$26,030	141%
17-2011	Aerospace Engineers	Bachelor's Degree	ND	ND	ND	ND	ND	ND	ND
19-4011	Agricultural & Food Science Technicians	Associate's Degree	ND	ND	ND	ND	ND	ND	ND
19-1010	Agricultural & Food Scientists	Bachelor's Degree	ND	ND	ND	ND	ND	ND	ND
17-2021	Agricultural Engineers	Bachelor's Degree	ND	ND	ND	ND	ND	ND	ND
53-1011	Aircraft Cargo Handling Supervisors	Exp. in a Related Occupation	ND	ND	ND	ND	ND	ND	ND
49-3011	Aircraft Mechanics & Service Technicians	Postsecondary Vocational Training	ND	ND	ND	ND	ND	ND	ND
51-2011	Aircraft Structure, Surfaces, Rigging, & Systems Assemblers	Long-Term On-the-Job Training	ND	ND	ND	ND	ND	ND	ND
53-2011	Airline Pilots, Copilots, & Flight Engineers	Bachelor's Degree	ND	ND	ND	ND	ND	ND	ND
53-2099	All Other Air Transportation Workers	Moderate-Term On-the-Job Training	ND	ND	ND	ND	ND	ND	ND
27-1099	All Other Art & Design Workers	Bachelor's Degree	ND	ND	ND	ND	ND	ND	ND
37-9099	All Other Bldg. & Grounds Cleaning & Mainten. Workers	Short-Term On-the-Job Training	ND	ND	ND	ND	$9.37	$19,500	106%
47-4999	All Other Construction Trades & Related Workers	Moderate-Term On-the-Job Training	17	17	0	0.0%	$17.09	$35,540	193%
21-9099	All Other Counselors, Social & Religious Workers	Bachelor's Degree	58	62	4	6.9%	$18.19	$37,840	206%
17-3099	All Other Drafters, Engineering, & Mapping Technicians	Associate's Degree	55	55	0	0.0%	$22.68	$47,170	256%
49-2099	All Other Electrical & Electr. Equip. Mechanics, Install., & Repairers	Postsecondary Vocational Training	ND	ND	ND	ND	ND	ND	ND
43-4999	All Other Financial, Information, & Record Clerks	Short-Term On-the-Job Training	118	113	-5	-4.2%	$13.63	$28,350	154%
51-3099	All Other Food Processing Workers	Short-Term On-the-Job Training	ND	ND	ND	ND	ND	ND	ND
39-3199	All Other Gaming Workers	Moderate-Term On-the-Job Training	ND	ND	ND	ND	ND	ND	ND
23-9099	All Other Legal & Related Workers	Bachelor's Degree	17	22	5	29.4%	$14.02	$29,160	158%
43-5199	All Other Material Recording, Scheduling, Dispatching, & Distributing Workers	Short-Term On-the-Job Training	ND	ND	ND	ND	ND	ND	ND
43-9999	All Other Secretaries, Admin. Asst., & Other Office Supp. Workers	Short-Term On-the-Job Training	49	62	13	26.5%	$11.42	$23,740	129%
25-3999	All Other Teachers, Primary, Secondary, & Adult	Bachelor's Degree	ND	ND	ND	ND	NA	$28,930	157%
53-5099	All Other Water Transportation Workers	Short-Term On-the-Job Training	ND	ND	ND	ND	ND	ND	ND
53-3011	Ambulance Drivers & Attend., Except Emrgncy. Med. Techs.	Moderate-Term On-the-Job Training	ND	ND	ND	ND	ND	ND	ND
39-3091	Amusement & Recreation Attendants	Short-Term On-the-Job Training	246	310	64	26.0%	$9.33	$19,420	106%
29-1061	Anesthesiologists	First Professional Degree	ND	ND	ND	ND	ND	ND	ND
33-9011	Animal Control Workers	Moderate-Term On-the-Job Training	26	35	9	34.6%	$9.86	$20,500	111%
27-3010	Announcers	Long-Term On-the-Job Training	ND	ND	ND	ND	$9.44	$19,630	107%
19-3091	Anthropologists & Archeologists	Master's Degree	35	50	15	42.9%	$16.05	$33,380	181%
13-2021	Appraisers & Assessors of Real Estate	Postsecondary Vocational Training	ND	ND	ND	ND	$14.79	$30,770	167%

Table A.10: Long-Term Projected Occupational Growth in Wyoming's Southwest Region by Occupational Title, 2000 and 2010 (Continued)

SOC[a] Code and Occupation Title		Typical Education Requirements[b]	Employment 2000	Projected 2010	Change Number	Change Percent	2001 Average Wage Hourly	Annual	% of Poverty[c]
17-1011	Architects, Except Landscape & Naval	Bachelor's Degree	ND	ND	ND	ND	ND	ND	ND
17-3011	Architectural & Civil Drafters	Postsecondary Vocational Training	ND	ND	ND	ND	$14.71	$30,590	166%
25-4010	Archivists, Curators, & Museum Technicians	Master's Degree	ND	ND	ND	ND	ND	ND	ND
25-1121	Art, Drama, & Music Teachers, Postsecondary	Doctoral Degree	ND	ND	ND	ND	ND	ND	ND
51-2099	Assemblers & Fabricators, All Other	Moderate-Term On-the-Job Training	ND	ND	ND	ND	ND	ND	ND
27-2021	Athletes & Sports Competitors	Long-Term On-the-Job Training	ND	ND	ND	ND	ND	ND	ND
25-1051	Atmospheric, Earth, Marine, & Space Sciences Teachers, Postsecondary	Doctoral Degree	ND	ND	ND	ND	ND	ND	ND
27-4011	Audio & Video Equip. Technicians	Long-Term On-the-Job Training	ND	ND	ND	ND	ND	ND	ND
49-3021	Automotive Body & Related Repairers	Long-Term On-the-Job Training	ND	ND	ND	ND	ND	ND	ND
49-3023	Automotive Service Technicians & Mechanics	Postsecondary Vocational Training	353	459	106	30.0%	$11.22	$23,340	127%
39-6011	Baggage Porters & Bellhops	Short-Term On-the-Job Training	34	39	5	14.7%	$8.66	$18,010	98%
33-3011	Bailiffs	Moderate-Term On-the-Job Training	ND	ND	ND	ND	ND	ND	ND
51-3011	Bakers	Long-Term On-the-Job Training	ND	ND	ND	ND	$11.22	$23,330	127%
35-3011	Bartenders	Short-Term On-the-Job Training	466	551	85	18.2%	$9.03	$18,790	102%
49-3091	Bicycle Repairers	Moderate-Term On-the-Job Training	ND	ND	ND	ND	ND	ND	ND
43-3011	Bill & Account Collectors	Short-Term On-the-Job Training	54	66	12	22.2%	$11.54	$24,010	130%
43-3021	Billing & Posting Clerks & Machine Operators	Short-Term On-the-Job Training	106	126	20	18.9%	$12.40	$25,790	140%
51-5011	Bindery Workers	Moderate-Term On-the-Job Training	ND	ND	ND	ND	ND	ND	ND
25-1042	Biological Science Teachers, Postsecondary	Doctoral Degree	ND	ND	ND	ND	ND	ND	ND
19-4021	Biological Technicians	Associate's Degree	36	44	8	22.2%	$14.10	$29,340	159%
17-2031	Biomedical Engineers	Bachelor's Degree	ND	ND	ND	ND	ND	ND	ND
47-2011	Boilermakers	Long-Term On-the-Job Training	ND	ND	ND	ND	ND	ND	ND
43-3031	Bookkeeping, Accounting, & Auditing Clerks	Moderate-Term On-the-Job Training	730	895	165	22.6%	$11.89	$24,730	134%
47-2021	Brickmasons & Blockmasons	Long-Term On-the-Job Training	ND	ND	ND	ND	ND	ND	ND
27-4012	Broadcast Technicians	Postsecondary Vocational Training	ND	ND	ND	ND	ND	ND	ND
43-4011	Brokerage Clerks	Moderate-Term On-the-Job Training	ND	ND	ND	ND	ND	ND	ND
13-2031	Budget Analysts	Bachelor's Degree	ND	ND	ND	ND	ND	ND	ND
49-3031	Bus & Truck Mechanics & Diesel Engine Specialists	Postsecondary Vocational Training	178	205	27	15.2%	$19.57	$40,720	221%
53-3022	Bus Drivers, School	Short-Term On-the-Job Training	157	179	22	14.0%	$10.75	$22,360	122%
53-3021	Bus Drivers, Transit & Intercity	Moderate-Term On-the-Job Training	182	205	23	12.6%	$10.69	$22,240	121%
13-1199	Business Operations Specialists, All Other	Bachelor's Degree	263	267	4	1.5%	$22.42	$46,630	253%
25-1011	Business Teachers, Postsecondary	Doctoral Degree	ND	ND	ND	ND	ND	ND	ND
51-3021	Butchers & Meat Cutters	Long-Term On-the-Job Training	48	51	3	6.3%	$14.23	$29,600	161%
51-7011	Cabinetmakers & Bench Carpenters	Long-Term On-the-Job Training	ND	ND	ND	ND	ND	ND	ND
27-4031	Camera Operators, Television, Video, & Motion Picture	Moderate-Term On-the-Job Training	ND	ND	ND	ND	ND	ND	ND
29-2031	Cardiovascular Technologists & Technicians	Associate's Degree	ND	ND	ND	ND	ND	ND	ND
43-5011	Cargo & Freight Agents	Moderate-Term On-the-Job Training	ND	ND	ND	ND	ND	ND	ND
47-2031	Carpenters	Long-Term On-the-Job Training	966	1,174	208	21.5%	$19.33	$40,210	219%
47-2041	Carpet Installers	Moderate-Term On-the-Job Training	ND	ND	ND	ND	ND	ND	ND

Table A.10: Long-Term Projected Occupational Growth in Wyoming's Southwest Region by Occupational Title, 2000 and 2010 (Continued)

SOC[a] Code and Occupation Title		Typical Education Requirements[b]	Employment 2000	Projected 2010	Change Number	Change Percent	2001 Average Wage Hourly	Annual	% of Poverty[c]
41-2011	Cashiers	Short-Term On-the-Job Training	1,249	1,527	278	22.3%	$7.96	$16,550	90%
47-2051	Cement Masons & Concrete Finishers	Long-Term On-the-Job Training	26	32	6	23.1%	$15.46	$32,150	175%
35-1011	Chefs & Head Cooks	Postsecondary Vocational Training	171	197	26	15.2%	$14.57	$30,290	165%
17-2041	Chemical Engineers	Bachelor's Degree	23	18	-5	-21.7%	$34.77	$72,330	393%
51-8091	Chemical Plant & System Operators	Long-Term On-the-Job Training	ND	ND	ND	ND	ND	ND	ND
19-4031	Chemical Technicians	Associate's Degree	ND	ND	ND	ND	ND	ND	ND
25-1052	Chemistry Teachers, Postsecondary	Doctoral Degree	ND	ND	ND	ND	ND	ND	ND
19-2031	Chemists	Bachelor's Degree	28	23	-5	-17.9%	$23.27	$48,390	263%
11-1011	Chief Executives	Bachelor's Degree Plus Exp.	112	141	29	25.9%	$42.62	$88,650	482%
39-9011	Child Care Workers	Short-Term On-the-Job Training	215	306	91	42.3%	$7.46	$15,510	84%
21-1021	Child, Family, & School Social Workers	Bachelor's Degree	ND	ND	ND	ND	$11.89	$24,730	134%
27-2032	Choreographers	Exp. in a Related Occupation	ND	ND	ND	ND	ND	ND	ND
17-3022	Civil Engineering Technicians	Associate's Degree	ND	ND	ND	ND	ND	ND	ND
17-2051	Civil Engineers	Bachelor's Degree	ND	ND	ND	ND	$23.96	$49,840	271%
13-1031	Claims Adjusters, Examiners, & Investigators	Long-Term On-the-Job Training	ND	ND	ND	ND	ND	ND	ND
53-7061	Cleaners of Vehicles & Equip.	Short-Term On-the-Job Training	55	68	13	23.6%	$9.64	$20,050	109%
21-2011	Clergy	First Professional Degree	ND	ND	ND	ND	ND	ND	ND
19-3031	Clinical, Counseling, & School Psychologists	Bachelor's Degree	54	65	11	20.4%	$22.41	$46,620	253%
27-2022	Coaches & Scouts	Long-Term On-the-Job Training	ND	ND	ND	ND	NA	$13,120	71%
51-9121	Coating, Painting, & Spraying Machine Setters, Oper., & Tenders	Moderate-Term On-the-Job Training	ND	ND	ND	ND	ND	ND	ND
49-9091	Coin, Vending, & Amusement Machine Servicers & Repairers	Moderate-Term On-the-Job Training	ND	ND	ND	ND	ND	ND	ND
35-3021	Combined Food Prep. & Serving Workers, Incl. Fast Food	Short-Term On-the-Job Training	1,213	1,384	171	14.1%	$7.17	$14,900	81%
27-1021	Commercial & Industrial Designers	Bachelor's Degree	ND	ND	ND	ND	ND	ND	ND
53-2012	Commercial Pilots	Postsecondary Vocational Training	ND	ND	ND	ND	NA	$44,290	241%
43-2099	Communications Equip. Operators, All Other	Short-Term On-the-Job Training	ND	ND	ND	ND	ND	ND	ND
25-1122	Communications Teachers, Postsecondary	Doctoral Degree	ND	ND	ND	ND	ND	ND	ND
13-1072	Compensation, Benefits, & Job Analysis Specialists	Bachelor's Degree	ND	ND	ND	ND	ND	ND	ND
13-1041	Compliance Officers, Except Agriculture, Construction, Health & Safety, & Transportation	Long-Term On-the-Job Training	35	30	-5	-14.3%	$24.17	$50,270	273%
11-3021	Computer & Information Systems Managers	Bachelor's Degree Plus Exp.	44	44	0	0.0%	$25.60	$53,240	289%
43-9011	Computer Operators	Moderate-Term On-the-Job Training	105	125	20	19.0%	$12.99	$27,020	147%
15-1021	Computer Programmers	Bachelor's Degree	70	96	26	37.1%	$19.51	$40,590	221%
25-1021	Computer Science Teachers, Postsecondary	Doctoral Degree	ND	ND	ND	ND	ND	ND	ND
15-1031	Computer Software Engineers, Applications	Bachelor's Degree	ND	ND	ND	ND	$23.09	$48,020	261%
15-1099	Computer Specialists, All Other	Postsecondary Vocational Training	ND	ND	ND	ND	$22.38	$46,540	253%
15-1041	Computer Support Specialists	Associate's Degree	87	115	28	32.2%	$14.74	$30,660	167%
15-1051	Computer Systems Analysts	Bachelor's Degree	52	49	-3	-5.8%	$22.33	$46,440	252%
49-2011	Computer, Automated Teller, & Office Machine Repairers	Postsecondary Vocational Training	ND	ND	ND	ND	ND	ND	ND
39-6012	Concierges	Exp. in a Related Occupation	ND	ND	ND	ND	ND	ND	ND
19-1031	Conservation Scientists	Bachelor's Degree	20	21	1	5.0%	$21.87	$45,500	247%

Table A.10: Long-Term Projected Occupational Growth in Wyoming's Southwest Region by Occupational Title, 2000 and 2010 (Continued)

SOC[a] Code and Occupation Title		Typical Education Requirements[b]	Employment 2000	Projected 2010	Change Number	Change Percent	2001 Average Wage Hourly	Annual	% of Poverty[c]
47-4011	Construction & Building Inspectors	Exp. in a Related Occupation	9	11	2	22.2%	$20.41	$42,460	231%
47-2061	Construction Laborers	Moderate-Term On-the-Job Training	612	717	105	17.2%	$11.09	$23,060	125%
11-9021	Construction Managers	Bachelor's Degree	184	219	35	19.0%	$25.56	$53,170	289%
47-5041	Continuous Mining Machine Operators	Moderate-Term On-the-Job Training	ND	ND	ND	ND	ND	ND	ND
49-9012	Control & Valve Install. & Repairers, Except Mech. Door	Moderate-Term On-the-Job Training	31	32	1	3.2%	$25.22	$52,450	285%
53-7011	Conveyor Operators & Tenders	Short-Term On-the-Job Training	ND	ND	ND	ND	ND	ND	ND
35-2011	Cooks, Fast Food	Short-Term On-the-Job Training	38	47	9	23.7%	$6.68	$13,900	76%
35-2012	Cooks, Institution & Cafeteria	Long-Term On-the-Job Training	169	197	28	16.6%	$8.80	$18,300	99%
35-2014	Cooks, Restaurant	Long-Term On-the-Job Training	651	749	98	15.1%	$10.21	$21,250	115%
35-2015	Cooks, Short Order	Short-Term On-the-Job Training	49	60	11	22.4%	$8.88	$18,470	100%
33-3012	Correctional Officers & Jailers	Moderate-Term On-the-Job Training	47	63	16	34.0%	$13.70	$28,500	155%
43-4021	Correspondence Clerks	Short-Term On-the-Job Training	ND	ND	ND	ND	ND	ND	ND
13-1051	Cost Estimators	Bachelor's Degree	99	85	-14	-14.1%	$27.65	$57,520	313%
41-2021	Counter & Rental Clerks	Short-Term On-the-Job Training	125	172	47	37.6%	$9.22	$19,180	104%
35-3022	Counter Attend., Cafeteria, Food Concession, & Coffee Shop	Short-Term On-the-Job Training	236	252	16	6.8%	$7.33	$15,240	83%
43-5021	Couriers & Messengers	Short-Term On-the-Job Training	13	18	5	38.5%	$9.45	$19,660	107%
43-4031	Court, Municipal, & License Clerks	Short-Term On-the-Job Training	ND	ND	ND	ND	ND	ND	ND
53-7021	Crane & Tower Operators	Moderate-Term On-the-Job Training	32	40	8	25.0%	$25.26	$52,540	286%
13-2041	Credit Analysts	Bachelor's Degree	ND	ND	ND	ND	ND	ND	ND
43-4041	Credit Authorizers, Checkers, & Clerks	Short-Term On-the-Job Training	ND	ND	ND	ND	ND	ND	ND
33-9091	Crossing Guards	Short-Term On-the-Job Training	24	29	5	20.8%	$8.25	$17,150	93%
51-9021	Crushing, Grinding, & Polishing Machine Setters, Oper., & Tenders	Moderate-Term On-the-Job Training	ND	ND	ND	ND	$14.00	$29,110	158%
43-4051	Customer Service Representatives	Moderate-Term On-the-Job Training	191	227	36	18.8%	$10.22	$21,260	116%
51-9032	Cutting & Slicing Machine Setters, Oper., & Tenders	Moderate-Term On-the-Job Training	ND	ND	ND	ND	ND	ND	ND
51-4031	Cutting, Punching, & Press Machine Setters, Oper., & Tenders, Metal & Plastic	Moderate-Term On-the-Job Training	16	19	3	18.8%	$9.66	$20,080	109%
43-9021	Data Entry Keyers	Moderate-Term On-the-Job Training	21	26	5	23.8%	$10.40	$21,630	118%
15-1061	Database Administrators	Bachelor's Degree	ND	ND	ND	ND	ND	ND	ND
41-9011	Demonstrators & Product Promoters	Moderate-Term On-the-Job Training	ND	ND	ND	ND	ND	ND	ND
31-9091	Dental Assistants	Moderate-Term On-the-Job Training	131	158	27	20.6%	$10.62	$22,100	120%
29-2021	Dental Hygienists	Associate's Degree	ND	ND	ND	ND	ND	ND	ND
51-9081	Dental Laboratory Technicians	Long-Term On-the-Job Training	ND	ND	ND	ND	ND	ND	ND
29-1020	Dentists	First Professional Degree	22	26	4	18.2%	$53.74	$111,770	607%
47-5011	Derrick Operators, Oil & Gas	Moderate-Term On-the-Job Training	ND	ND	ND	ND	ND	ND	ND
33-3021	Detectives & Criminal Investigators	Exp. in a Related Occupation	25	33	8	32.0%	$20.22	$42,060	229%
29-2032	Diagnostic Medical Sonographers	Associate's Degree	ND	ND	ND	ND	ND	ND	ND
29-2051	Dietetic Technicians	Moderate-Term On-the-Job Training	ND	ND	ND	ND	ND	ND	ND
29-1031	Dietitians & Nutritionists	Bachelor's Degree	13	15	2	15.4%	$19.43	$40,420	220%
35-9011	Dining Room & Cafeteria Attendants & Bartender Helpers	Short-Term On-the-Job Training	327	377	50	15.3%	$6.82	$14,190	77%

Table A.10: Long-Term Projected Occupational Growth in Wyoming's Southwest Region by Occupational Title, 2000 and 2010 (Continued)

SOC[a] Code and Occupation Title		Typical Education Requirements[b]	Employment 2000	Projected 2010	Change Number	Change Percent	2001 Average Wage Hourly	Annual	% of Poverty[c]
35-9021	Dishwashers	Short-Term On-the-Job Training	437	502	65	14.9%	$7.30	$15,190	83%
43-5032	Dispatchers, Except Police, Fire, & Ambulance	Moderate-Term On-the-Job Training	52	60	8	15.4%	$17.07	$35,510	193%
53-3031	Driver/Sales Workers	Short-Term On-the-Job Training	75	79	4	5.3%	$12.96	$26,960	147%
47-2081	Drywall & Ceiling Tile Installers	Moderate-Term On-the-Job Training	ND	ND	ND	ND	$14.94	$31,080	169%
47-5021	Earth Drillers, Except Oil & Gas	Moderate-Term On-the-Job Training	45	53	8	17.8%	$19.18	$39,890	217%
27-3041	Editors	Bachelor's Degree	19	22	3	15.8%	$15.02	$31,240	170%
11-9032	Education Administrators, Elementary & Secondary School	Bachelor's Degree Plus Exp.	88	97	9	10.2%	NA	$57,750	314%
11-9033	Education Administrators, Postsecondary	Bachelor's Degree Plus Exp.	ND	ND	ND	ND	ND	ND	ND
11-9031	Education Administrators, Preschool & Child Care Center/Program	Bachelor's Degree Plus Exp.	18	24	6	33.3%	$16.69	$34,720	189%
25-1081	Education Teachers, Postsecondary	Doctoral Degree	ND	ND	ND	ND	ND	ND	ND
21-1012	Educational, Vocational, & School Counselors	Master's Degree	79	89	10	12.7%	$19.00	$39,530	215%
49-2092	Electric Motor, Power Tool, & Related Repairers	Postsecondary Vocational Training	ND	ND	ND	ND	ND	ND	ND
17-3023	Electrical & Electronic Engineering Technicians	Associate's Degree	33	32	-1	-3.0%	$20.27	$42,150	229%
51-2022	Electrical & Electronic Equip. Assemblers	Short-Term On-the-Job Training	ND	ND	ND	ND	ND	ND	ND
17-3012	Electrical & Electronics Drafters	Postsecondary Vocational Training	12	12	0	0.0%	$23.48	$48,840	265%
49-2093	Electrical & Electronics Installers & Repairers, Trans. Equip.	Postsecondary Vocational Training	ND	ND	ND	ND	ND	ND	ND
49-2094	Electrical & Electronics Repairers, Comm. & Industrl. Equip.	Postsecondary Vocational Training	38	39	1	2.6%	$25.15	$52,300	284%
49-2095	Electrical & Electronics Repairers, Powerhouse, Substation, & Relay	Postsecondary Vocational Training	32	30	-2	-6.3%	$26.21	$54,520	296%
17-2071	Electrical Engineers	Bachelor's Degree	28	28	0	0.0%	$35.52	$73,880	402%
49-9051	Electrical Power-Line Installers & Repairers	Long-Term On-the-Job Training	88	78	-10	-11.4%	$24.50	$50,960	277%
47-2111	Electricians	Long-Term On-the-Job Training	451	525	74	16.4%	$17.76	$36,930	201%
49-2096	Electronic Equip. Installers & Repairers, Motor Vehicles	Postsecondary Vocational Training	ND	ND	ND	ND	ND	ND	ND
49-2097	Elec. Home Entertainment Equip. Installers & Repairers	Postsecondary Vocational Training	ND	ND	ND	ND	ND	ND	ND
17-2072	Electronics Engineers, Except Computer	Bachelor's Degree	ND	ND	ND	ND	ND	ND	ND
25-2021	Elementary School Teachers, Except Special Ed.	Bachelor's Degree	475	524	49	10.3%	NA	$35,890	195%
43-4061	Eligibility Interviewers, Government Programs	Moderate-Term On-the-Job Training	ND	ND	ND	ND	ND	ND	ND
13-1061	Emergency Management Specialists	Exp. in a Related Occupation	ND	ND	ND	ND	ND	ND	ND
29-2041	Emrgncy. Med. Techs. & Paramedics	Postsecondary Vocational Training	ND	ND	ND	ND	ND	ND	ND
13-1071	Employment, Recruitment, & Placement Specialists	Bachelor's Degree	30	35	5	16.7%	$16.16	$33,620	183%
51-2031	Engine & Other Machine Assemblers	Short-Term On-the-Job Training	ND	ND	ND	ND	ND	ND	ND
11-9041	Engineering Managers	Bachelor's Degree Plus Exp.	66	69	3	4.5%	$37.33	$77,640	422%
25-1032	Engineering Teachers, Postsecondary	Doctoral Degree	ND	ND	ND	ND	ND	ND	ND
17-2199	Engineers, All Other	Bachelor's Degree	75	72	-3	-4.0%	$31.19	$64,880	353%
25-1123	English Language & Literature Teachers, Postsecondary	Doctoral Degree	ND	ND	ND	ND	ND	ND	ND
17-3025	Environmental Engineering Technicians	Associate's Degree	16	13	-3	-18.8%	$23.10	$48,050	261%
17-2081	Environmental Engineers	Bachelor's Degree	12	12	0	0.0%	$30.99	$64,450	350%
19-4091	Environmental Science & Protection Techs., Incl. Health	Associate's Degree	ND	ND	ND	ND	$17.92	$37,270	203%
19-2041	Environmental Scientists & Specialists, Incl. Health	Bachelor's Degree	ND	ND	ND	ND	$28.73	$59,750	325%

Table A.10: Long-Term Projected Occupational Growth in Wyoming's Southwest Region by Occupational Title, 2000 and 2010 (Continued)

SOC[a] Code and Occupation Title		Typical Education Requirements[b]	Employment 2000	Projected 2010	Change Number	Change Percent	2001 Average Wage Hourly	Annual	% of Poverty[c]
51-9194	Etchers & Engravers	Long-Term On-the-Job Training	ND	ND	ND	ND	ND	ND	ND
53-7032	Excavating & Loading Machine & Dragline Operators	Moderate-Term On-the-Job Training	168	201	33	19.6%	$17.99	$37,420	203%
43-6011	Executive Secretaries & Administrative Assistants	Moderate-Term On-the-Job Training	616	747	131	21.3%	$14.60	$30,380	165%
47-5031	Explosives Workers, Ordnance Handling Experts, & Blasters	Moderate-Term On-the-Job Training	ND	ND	ND	ND	ND	ND	ND
47-5099	Extraction Workers, All Other	Short-Term On-the-Job Training	ND	ND	ND	ND	ND	ND	ND
51-4021	Extruding & Drawing Machine Setters, Oper., & Tenders, Metal & Plastic	Moderate-Term On-the-Job Training	ND	ND	ND	ND	ND	ND	ND
51-9041	Extruding, Forming, Pressing, & Compacting Machine Setters, Oper., & Tenders	Moderate-Term On-the-Job Training	ND	ND	ND	ND	ND	ND	ND
51-6092	Fabric & Apparel Patternmakers	Long-Term On-the-Job Training	ND	ND	ND	ND	ND	ND	ND
45-4021	Fallers	Moderate-Term On-the-Job Training	ND	ND	ND	ND	ND	ND	ND
29-1062	Family & General Practitioners	First Professional Degree	ND	ND	ND	ND	$58.94	$122,600	666%
25-9021	Farm & Home Management Advisors	Bachelor's Degree	19	21	2	10.5%	$19.00	$39,520	215%
45-2092	Farmworkers & Laborers, Crop, Nursery, & Greenhouse	Short-Term On-the-Job Training	ND	ND	ND	ND	ND	ND	ND
45-2093	Farmworkers, Farm & Ranch Animals	Short-Term On-the-Job Training	ND	ND	ND	ND	$10.32	$21,460	117%
27-1022	Fashion Designers	Bachelor's Degree	ND	ND	ND	ND	ND	ND	ND
43-4071	File Clerks	Short-Term On-the-Job Training	46	64	18	39.1%	$8.23	$17,120	93%
27-4032	Film & Video Editors	Bachelor's Degree	ND	ND	ND	ND	ND	ND	ND
13-2051	Financial Analysts	Bachelor's Degree	ND	ND	ND	ND	ND	ND	ND
13-2061	Financial Examiners	Bachelor's Degree	ND	ND	ND	ND	ND	ND	ND
11-3031	Financial Managers	Bachelor's Degree Plus Exp.	140	162	22	15.7%	$31.16	$64,810	352%
13-2099	Financial Specialists, All Other	Bachelor's Degree	ND	ND	ND	ND	$17.70	$36,820	200%
27-1013	Fine Artists, Incl. Painters, Sculptors, & Illustrators	Long-Term On-the-Job Training	ND	ND	ND	ND	ND	ND	ND
33-2011	Fire Fighters	Long-Term On-the-Job Training	ND	ND	ND	ND	$16.06	$33,390	181%
33-2021	Fire Inspectors & Investigators	Exp. in a Related Occupation	ND	ND	ND	ND	ND	ND	ND
47-1011	First-Line Sprvsrs./Mgrs. of Constr. Trades & Extract. Workers	Exp. in a Related Occupation	336	391	55	16.4%	$27.10	$56,360	306%
33-1011	First-Line Sprvsrs./Mgrs. of Correctional Officers	Exp. in a Related Occupation	ND	ND	ND	ND	ND	ND	ND
45-1011	First-Line Sprvsrs./Mgrs. of Farm., Fishing, & Forestry Workers	Exp. in a Related Occupation	ND	ND	ND	ND	ND	ND	ND
33-1021	First-Line Sprvsrs./Mgrs. of Fire Fighting & Prevention Workers	Exp. in a Related Occupation	ND	ND	ND	ND	$24.97	$51,940	282%
35-1012	First-Line Sprvsrs./Mgrs. of Food Prep. & Serv. Workers	Exp. in a Related Occupation	329	377	48	14.6%	$12.50	$25,990	141%
53-1021	First-Line Sprvsrs./Mgrs. of Helpers, Laborers, & Material Movers, Hand	Exp. in a Related Occupation	ND	ND	ND	ND	$14.56	$30,280	165%
37-1011	First-Line Sprvsrs./Mgrs. of Housekeeping & Janit. Workers	Exp. in a Related Occupation	101	116	15	14.9%	$12.85	$26,720	145%
37-1012	First-Line Sprvsrs./Mgrs. of Landscaping, Lawn Service, & Groundskeeping Workers	Exp. in a Related Occupation	65	93	28	43.1%	$16.43	$34,170	186%
49-1011	First-Line Sprvsrs./Mgrs. of Mechanics, Install., & Repairers	Exp. in a Related Occupation	273	287	14	5.1%	$26.54	$55,200	300%
41-1012	First-Line Sprvsrs./Mgrs. of Non-Retail Sales Workers	Exp. in a Related Occupation	68	90	22	32.4%	$12.60	$26,210	142%
43-1011	First-Line Sprvsrs./Mgrs. of Office & Admin. Support Workers	Exp. in a Related Occupation	248	289	41	16.5%	$17.85	$37,130	202%
39-1021	First-Line Sprvsrs./Mgrs. of Personal Service Workers	Exp. in a Related Occupation	86	107	21	24.4%	$14.00	$29,110	158%
33-1012	First-Line Sprvsrs./Mgrs. of Police & Detectives	Exp. in a Related Occupation	48	64	16	33.3%	$20.50	$42,640	232%

Table A.10: Long-Term Projected Occupational Growth in Wyoming's Southwest Region by Occupational Title, 2000 and 2010 (Continued)

SOC[a] Code and Occupation Title		Typical Education Requirements[b]	Employment 2000	Projected 2010	Change Number	Change Percent	2001 Average Wage Hourly	Annual	% of Poverty[c]
51-1011	First-Line Sprvsrs./Mgrs. of Production & Operat. Workers	Exp. in a Related Occupation	244	247	3	1.2%	$29.55	$61,470	334%
41-1011	First-Line Sprvsrs./Mgrs. of Retail Sales Workers	Exp. in a Related Occupation	639	798	159	24.9%	$15.52	$32,280	175%
53-1031	First-Line Sprvsrs./Mgrs. of Transportation & Material-Moving Machine & Vehicle Operators	Exp. in a Related Occupation	60	72	12	20.0%	$22.35	$46,480	253%
33-1099	First-Line Sprvsrs./Mgrs., Protect. Serv. Workers, All Other	Exp. in a Related Occupation	38	42	4	10.5%	$22.19	$46,150	251%
33-3031	Fish & Game Wardens	Long-Term On-the-Job Training	ND	ND	ND	ND	ND	ND	ND
39-9031	Fitness Trainers & Aerobics Instructors	Postsecondary Vocational Training	212	266	54	25.5%	$12.87	$26,780	146%
27-1023	Floral Designers	Moderate-Term On-the-Job Training	ND	ND	ND	ND	$7.83	$16,290	89%
51-3092	Food Batchmakers	Short-Term On-the-Job Training	ND	ND	ND	ND	ND	ND	ND
35-9099	Food Prep. & Serving Related Workers, All Other	Short-Term On-the-Job Training	ND	ND	ND	ND	ND	ND	ND
35-2021	Food Prep. Workers	Short-Term On-the-Job Training	188	216	28	14.9%	$8.12	$16,880	92%
35-3041	Food Servers, Nonrestaurant	Short-Term On-the-Job Training	ND	ND	ND	ND	$6.45	$13,410	73%
11-9051	Food Service Managers	Exp. in a Related Occupation	112	130	18	16.1%	$16.71	$34,750	189%
25-1124	Foreign Language & Literature Teachers, Postsecondary	Doctoral Degree	ND	ND	ND	ND	ND	ND	ND
19-4093	Forest & Conservation Technicians	Associate's Degree	41	44	3	7.3%	$13.59	$28,260	154%
45-4011	Forest & Conservation Workers	Moderate-Term On-the-Job Training	ND	ND	ND	ND	ND	ND	ND
19-1032	Foresters	Bachelor's Degree	ND	ND	ND	ND	ND	ND	ND
39-4021	Funeral Attendants	Short-Term On-the-Job Training	ND	ND	ND	ND	ND	ND	ND
11-9061	Funeral Directors	Associate's Degree	ND	ND	ND	ND	ND	ND	ND
51-9051	Furnace, Kiln, Oven, Drier, & Kettle Operators & Tenders	Moderate-Term On-the-Job Training	ND	ND	ND	ND	ND	ND	ND
51-7021	Furniture Finishers	Long-Term On-the-Job Training	ND	ND	ND	ND	ND	ND	ND
39-3012	Gaming & Sports Book Writers & Runners	Postsecondary Vocational Training	ND	ND	ND	ND	ND	ND	ND
43-3041	Gaming Cage Workers	Short-Term On-the-Job Training	ND	ND	ND	ND	ND	ND	ND
41-2012	Gaming Change Persons & Booth Cashiers	Short-Term On-the-Job Training	ND	ND	ND	ND	ND	ND	ND
39-3011	Gaming Dealers	Postsecondary Vocational Training	ND	ND	ND	ND	ND	ND	ND
11-9071	Gaming Managers	Bachelor's Degree Plus Exp.	ND	ND	ND	ND	ND	ND	ND
39-1011	Gaming Supervisors	Postsecondary Vocational Training	ND	ND	ND	ND	ND	ND	ND
33-9031	Gaming Surveillance Officers & Gaming Investigators	Moderate-Term On-the-Job Training	ND	ND	ND	ND	ND	ND	ND
53-7071	Gas Compressor & Gas Pumping Station Operators	Moderate-Term On-the-Job Training	ND	ND	ND	ND	ND	ND	ND
51-8092	Gas Plant Operators	Long-Term On-the-Job Training	183	233	50	27.3%	$20.47	$42,590	231%
11-1021	General & Operations Managers	Bachelor's Degree Plus Exp.	956	1,157	201	21.0%	$29.30	$60,940	331%
19-3092	Geographers	Master's Degree	ND	ND	ND	ND	ND	ND	ND
19-4041	Geological & Petroleum Technicians	Associate's Degree	30	41	11	36.7%	$23.10	$48,050	261%
19-2042	Geoscientists, Except Hydrologists & Geographers	Bachelor's Degree	26	37	11	42.3%	$29.88	$62,140	338%
47-2121	Glaziers	Long-Term On-the-Job Training	ND	ND	ND	ND	ND	ND	ND
27-1024	Graphic Designers	Bachelor's Degree	19	24	5	26.3%	$14.39	$29,920	163%
51-9022	Grinding & Polishing Workers, Hand	Moderate-Term On-the-Job Training	ND	ND	ND	ND	ND	ND	ND
39-5012	Hairdressers, Hairstylists, & Cosmetologists	Postsecondary Vocational Training	ND	ND	ND	ND	$9.65	$20,070	109%
17-2111	Health & Safety Engineers, Except Mining Safety Engrs. & Inspectors	Bachelor's Degree	17	14	-3	-17.6%	$29.48	$61,310	333%

Table A.10: Long-Term Projected Occupational Growth in Wyoming's Southwest Region by Occupational Title, 2000 and 2010 (Continued)

SOC[a] Code and Occupation Title		Typical Education Requirements[b]	Employment 2000	Projected 2010	Change Number	Change Percent	2001 Average Wage Hourly	Annual	% of Poverty[c]
29-1199	Health Diagnosing & Treating Practitioners, All Other	First Professional Degree	ND	ND	ND	ND	$48.39	$100,660	547%
21-1091	Health Educators	Master's Degree	12	15	3	25.0%	$11.92	$24,800	135%
29-9199	Health Professionals & Technicians, All Other	Associate's Degree	ND	ND	ND	ND	ND	ND	ND
25-1071	Health Specialties Teachers, Postsecondary	Doctoral Degree	ND	ND	ND	ND	ND	ND	ND
31-9099	Healthcare Support Workers, All Other	Short-Term On-the-Job Training	53	66	13	24.5%	$10.37	$21,560	117%
51-4191	Heat Treating Equip. Setters, Oper., & Tenders, Metal & Plastic	Moderate-Term On-the-Job Training	ND	ND	ND	ND	ND	ND	ND
49-9021	Heating, Air Conditioning, & Refriger. Mechanics & Installers	Long-Term On-the-Job Training	25	27	2	8.0%	$18.09	$37,630	205%
47-3019	Helpers, Construction Trades, All Other	Short-Term On-the-Job Training	ND	ND	ND	ND	$9.62	$20,010	109%
47-3011	Helpers--Brickmasons, Blockmasons, Stonemasons, & Tile & Marble Setters	Short-Term On-the-Job Training	ND	ND	ND	ND	ND	ND	ND
47-3012	Helpers--Carpenters	Short-Term On-the-Job Training	ND	ND	ND	ND	$13.45	$27,980	152%
47-3013	Helpers--Electricians	Short-Term On-the-Job Training	ND	ND	ND	ND	ND	ND	ND
47-5081	Helpers--Extraction Workers	Short-Term On-the-Job Training	21	23	2	9.5%	$16.21	$33,730	183%
49-9098	Helpers--Installation, Maintenance, & Repair Workers	Short-Term On-the-Job Training	122	135	13	10.7%	$14.07	$29,260	159%
47-3014	Helpers--Painters, Paperhangers, Plasterers, & Stucco Masons	Short-Term On-the-Job Training	ND	ND	ND	ND	ND	ND	ND
47-3015	Helpers--Pipelayers, Plumbers, Pipefitters, & Steamfitters	Short-Term On-the-Job Training	33	38	5	15.2%	$14.27	$29,680	161%
51-9198	Helpers--Production Workers	Short-Term On-the-Job Training	ND	ND	ND	ND	$8.29	$17,240	94%
47-3016	Helpers--Roofers	Short-Term On-the-Job Training	ND	ND	ND	ND	ND	ND	ND
47-4051	Highway Maintenance Workers	Moderate-Term On-the-Job Training	29	39	10	34.5%	$15.06	$31,330	170%
19-3093	Historians	Master's Degree	ND	ND	ND	ND	ND	ND	ND
25-1125	History Teachers, Postsecondary	Doctoral Degree	ND	ND	ND	ND	ND	ND	ND
53-7041	Hoist & Winch Operators	Moderate-Term On-the-Job Training	ND	ND	ND	ND	ND	ND	ND
49-9031	Home Appliance Repairers	Long-Term On-the-Job Training	ND	ND	ND	ND	ND	ND	ND
31-1011	Home Health Aides	Short-Term On-the-Job Training	42	57	15	35.7%	$10.02	$20,830	113%
35-9031	Hosts & Hostesses, Restaurant, Lounge, & Coffee Shop	Short-Term On-the-Job Training	194	222	28	14.4%	$8.70	$18,090	98%
43-4081	Hotel, Motel, & Resort Desk Clerks	Short-Term On-the-Job Training	194	225	31	16.0%	$9.34	$19,440	106%
43-4161	Human Resources Assistants, Except Payroll & Timekeeping	Short-Term On-the-Job Training	42	48	6	14.3%	$14.17	$29,470	160%
11-3040	Human Resources Managers	Bachelor's Degree Plus Exp.	42	48	6	14.3%	$30.44	$63,310	344%
19-2043	Hydrologists	Bachelor's Degree	ND	ND	ND	ND	ND	ND	ND
17-3026	Industrial Engineering Technicians	Associate's Degree	ND	ND	ND	ND	ND	ND	ND
17-2112	Industrial Engineers	Bachelor's Degree	32	29	-3	-9.4%	$31.09	$64,670	351%
49-9041	Industrial Machinery Mechanics	Long-Term On-the-Job Training	556	514	-42	-7.6%	$24.30	$50,540	275%
11-3051	Industrial Production Managers	Bachelor's Degree	57	63	6	10.5%	$35.33	$73,500	399%
53-7051	Industrial Truck & Tractor Operators	Short-Term On-the-Job Training	209	216	7	3.3%	$17.59	$36,580	199%
51-9061	Inspectors, Testers, Sorters, Samplers, & Weighers	Moderate-Term On-the-Job Training	ND	ND	ND	ND	$15.77	$32,800	178%
49-9099	Installation, Maintenance, & Repair Workers, All Other	Short-Term On-the-Job Training	65	84	19	29.2%	$20.58	$42,820	233%
25-9031	Instructional Coordinators	Master's Degree	ND	ND	ND	ND	$20.44	$42,520	231%
47-2130	Insulation Workers	Moderate-Term On-the-Job Training	ND	ND	ND	ND	$14.95	$31,090	169%
13-1032	Insurance Appraisers, Auto Damage	Long-Term On-the-Job Training	ND	ND	ND	ND	ND	ND	ND
43-9041	Insurance Claims & Policy Processing Clerks	Moderate-Term On-the-Job Training	ND	ND	ND	ND	$11.50	$23,920	130%

Table A.10: Long-Term Projected Occupational Growth in Wyoming's Southwest Region by Occupational Title, 2000 and 2010 (Continued)

SOC[a] Code and Occupation Title		Typical Education Requirements[b]	Employment 2000	Projected 2010	Change Number	Change Percent	2001 Average Wage Hourly	Annual	% of Poverty[c]
41-3021	Insurance Sales Agents	Bachelor's Degree	ND	ND	ND	ND	$14.64	$30,450	165%
27-1025	Interior Designers	Bachelor's Degree	ND	ND	ND	ND	ND	ND	ND
29-1063	Internists, General	First Professional Degree	ND	ND	ND	ND	ND	ND	ND
43-4111	Interviewers, Except Eligibility & Loan	Short-Term On-the-Job Training	31	37	6	19.4%	$8.66	$18,010	98%
37-2011	Janitors & Cleaners, Except Maids & Housekeeping Cleaners	Short-Term On-the-Job Training	911	1,100	189	20.7%	$9.83	$20,440	111%
51-9071	Jewelers & Precious Stone & Metal Workers	Postsecondary Vocational Training	ND	ND	ND	ND	ND	ND	ND
51-5021	Job Printers	Long-Term On-the-Job Training	ND	ND	ND	ND	$11.46	$23,830	130%
23-1023	Judges, Magistrate Judges, & Magistrates	Bachelor's Degree Plus Exp.	ND	ND	ND	ND	ND	ND	ND
25-2012	Kndrgrtn. Teachers, Except Special Ed.	Bachelor's Degree	58	64	6	10.3%	NA	$35,310	192%
17-1012	Landscape Architects	Bachelor's Degree	9	12	3	33.3%	$24.23	$50,410	274%
53-7062	Laborers & Freight, Stock, & Material Movers, Hand	Short-Term On-the-Job Training	452	575	123	27.2%	$10.05	$20,910	114%
37-3011	Landscaping & Groundskeeping Workers	Short-Term On-the-Job Training	357	479	122	34.2%	$10.23	$21,270	116%
51-4034	Lathe & Turning Machine Tool Setters, Oper., & Tenders, Metal & Plastic	Moderate-Term On-the-Job Training	ND	ND	ND	ND	ND	ND	ND
51-6011	Laundry & Dry Cleaning Workers	Moderate-Term On-the-Job Training	149	195	46	30.9%	$7.83	$16,290	89%
23-2092	Law Clerks	Bachelor's Degree	8	11	3	37.5%	$13.06	$27,160	148%
23-1011	Lawyers	First Professional Degree	121	141	20	16.5%	$45.90	$95,460	519%
51-4192	Lay-Out Workers, Metal & Plastic	Moderate-Term On-the-Job Training	ND	ND	ND	ND	ND	ND	ND
43-6012	Legal Secretaries	Postsecondary Vocational Training	ND	ND	ND	ND	ND	ND	ND
11-1031	Legislators	Bachelor's Degree Plus Exp.	ND	ND	ND	ND	$6.32	$13,150	71%
25-4021	Librarians	Master's Degree	45	49	4	8.9%	$20.69	$43,040	234%
43-4121	Library Assistants, Clerical	Short-Term On-the-Job Training	19	21	2	10.5%	$9.19	$19,110	104%
25-4031	Library Technicians	Short-Term On-the-Job Training	ND	ND	ND	ND	ND	ND	ND
25-9199	Library, Museum, Training, & Other Ed. Workers, All Other	Bachelor's Degree	ND	ND	ND	ND	ND	ND	ND
29-2061	Licensed Practical & Licensed Vocational Nurses	Postsecondary Vocational Training	122	147	25	20.5%	$12.94	$26,920	146%
19-1099	Life Scientists, All Other	Bachelor's Degree	16	17	1	6.3%	$21.25	$44,210	240%
19-4099	Life, Physical, & Social Science Technicians, All Other	Associate's Degree	22	30	8	36.4%	$14.55	$30,270	165%
13-2071	Loan Counselors	Bachelor's Degree	ND	ND	ND	ND	ND	ND	ND
43-4131	Loan Interviewers & Clerks	Short-Term On-the-Job Training	81	83	2	2.5%	$13.07	$27,190	148%
13-2072	Loan Officers	Bachelor's Degree	108	112	4	3.7%	$23.77	$49,440	269%
39-3093	Locker Room, Coatroom, & Dressing Room Attendants	Short-Term On-the-Job Training	ND	ND	ND	ND	ND	ND	ND
49-9094	Locksmiths & Safe Repairers	Moderate-Term On-the-Job Training	ND	ND	ND	ND	ND	ND	ND
11-9081	Lodging Managers	Exp. in a Related Occupation	129	150	21	16.3%	$15.20	$31,610	172%
53-7063	Machine Feeders & Offbearers	Short-Term On-the-Job Training	ND	ND	ND	ND	ND	ND	ND
51-4041	Machinists	Long-Term On-the-Job Training	31	31	0	0.0%	$19.53	$40,620	221%
37-2012	Maids & Housekeeping Cleaners	Short-Term On-the-Job Training	1,272	1,507	235	18.5%	$8.42	$17,510	95%
43-9051	Mail Clerks & Mail Machine Operators, Except Postal Serv.	Short-Term On-the-Job Training	ND	ND	ND	ND	ND	ND	ND
49-9042	Maintenance & Repair Workers, General	Long-Term On-the-Job Training	506	543	37	7.3%	$14.44	$30,030	163%
49-9043	Maintenance Workers, Machinery	Long-Term On-the-Job Training	113	117	4	3.5%	$22.29	$46,360	252%
13-1111	Management Analysts	Bachelor's Degree Plus Exp.	ND	ND	ND	ND	$28.02	$58,280	317%

Table A.10: Long-Term Projected Occupational Growth in Wyoming's Southwest Region by Occupational Title, 2000 and 2010 (Continued)

SOC[a] Code and Occupation Title		Typical Education Requirements[b]	Employment 2000	Projected 2010	Change Number	Change Percent	2001 Average Wage Hourly	Annual	% of Poverty[c]
11-9199	Managers, All Other	Exp. in a Related Occupation	127	140	13	10.2%	$25.90	$53,880	293%
39-5092	Manicurists & Pedicurists	Postsecondary Vocational Training	ND	ND	ND	ND	ND	ND	ND
49-9095	Manufactured Building & Mobile Home Installers	Moderate-Term On-the-Job Training	ND	ND	ND	ND	ND	ND	ND
19-3021	Market Research Analysts	Bachelor's Degree	ND	ND	ND	ND	ND	ND	ND
11-2021	Marketing Managers	Bachelor's Degree Plus Exp.	33	41	8	24.2%	$28.64	$59,560	324%
31-9011	Massage Therapists	Postsecondary Vocational Training	ND	ND	ND	ND	ND	ND	ND
53-7199	Material Moving Workers, All Other	Moderate-Term On-the-Job Training	106	123	17	16.0%	$18.77	$39,040	212%
17-2131	Materials Engineers	Bachelor's Degree	ND	ND	ND	ND	$34.35	$71,440	388%
25-1022	Mathematical Science Teachers, Postsecondary	Doctoral Degree	ND	ND	ND	ND	ND	ND	ND
51-3022	Meat, Poultry, & Fish Cutters & Trimmers	Short-Term On-the-Job Training	ND	ND	ND	ND	ND	ND	ND
49-9011	Mech. Door Repairers	Moderate-Term On-the-Job Training	ND	ND	ND	ND	ND	ND	ND
17-3013	Mechanical Drafters	Postsecondary Vocational Training	ND	ND	ND	ND	ND	ND	ND
17-3027	Mechanical Engineering Technicians	Associate's Degree	ND	ND	ND	ND	ND	ND	ND
17-2141	Mechanical Engineers	Bachelor's Degree	12	11	-1	-8.3%	$26.69	$55,510	302%
27-3099	Media & Communication Workers, All Other	Long-Term On-the-Job Training	12	14	2	16.7%	$14.50	$30,160	164%
29-2012	Medical & Clinical Laboratory Technicians	Associate's Degree	57	67	10	17.5%	$13.00	$27,050	147%
29-2011	Medical & Clinical Laboratory Technologists	Bachelor's Degree	37	42	5	13.5%	$18.96	$39,430	214%
11-9111	Medical & Health Services Managers	Bachelor's Degree Plus Exp.	95	117	22	23.2%	$23.65	$49,190	267%
21-1022	Medical & Public Health Social Workers	Bachelor's Degree	20	24	4	20.0%	$16.58	$34,490	187%
31-9092	Medical Assistants	Moderate-Term On-the-Job Training	ND	ND	ND	ND	$11.54	$23,990	130%
31-9093	Medical Equip. Preparers	Short-Term On-the-Job Training	ND	ND	ND	ND	ND	ND	ND
49-9062	Medical Equip. Repairers	Moderate-Term On-the-Job Training	ND	ND	ND	ND	ND	ND	ND
29-2071	Medical Records & Health Information Technicians	Associate's Degree	22	26	4	18.2%	$10.60	$22,050	120%
43-6013	Medical Secretaries	Postsecondary Vocational Training	116	143	27	23.3%	$11.01	$22,910	125%
31-9094	Medical Transcriptionists	Postsecondary Vocational Training	23	27	4	17.4%	$10.66	$22,180	121%
13-1121	Meeting & Convention Planners	Bachelor's Degree	ND	ND	ND	ND	ND	ND	ND
21-1023	Mental Health & Substance Abuse Social Workers	Master's Degree	ND	ND	ND	ND	$17.52	$36,430	198%
21-1014	Mental Health Counselors	Master's Degree	ND	ND	ND	ND	$17.05	$35,450	193%
27-1026	Merchandise Displayers & Window Trimmers	Moderate-Term On-the-Job Training	ND	ND	ND	ND	ND	ND	ND
51-4051	Metal-Refining Furnace Operators & Tenders	Moderate-Term On-the-Job Training	ND	ND	ND	ND	ND	ND	ND
43-5041	Meter Readers, Utilities	Short-Term On-the-Job Training	73	83	10	13.7%	$15.49	$32,210	175%
25-2022	Middle School Teachers, Except Special & Voc. Ed.	Bachelor's Degree	248	274	26	10.5%	NA	$36,560	199%
49-9044	Millwrights	Long-Term On-the-Job Training	ND	ND	ND	ND	ND	ND	ND
17-2151	Mining & Geological Engineers, Incl. Mining Safety Engrs.	Bachelor's Degree	28	31	3	10.7%	$28.67	$59,630	324%
47-5049	Mining Machine Operators, All Other	Moderate-Term On-the-Job Training	ND	ND	ND	ND	ND	ND	ND
51-9023	Mixing & Blending Machine Setters, Oper., & Tenders	Moderate-Term On-the-Job Training	ND	ND	ND	ND	ND	ND	ND
49-3042	Mobile Heavy Equip. Mechanics, Except Engines	Postsecondary Vocational Training	183	229	46	25.1%	$17.44	$36,280	197%
51-9195	Molders, Shapers, & Casters, Except Metal & Plastic	Moderate-Term On-the-Job Training	17	25	8	47.1%	$10.62	$22,100	120%
51-4072	Molding, Coremaking, & Casting Machine Setters, Oper., & Tenders, Metal & Plastic	Moderate-Term On-the-Job Training	ND	ND	ND	ND	ND	ND	ND

Table A.10: Long-Term Projected Occupational Growth in Wyoming's Southwest Region by Occupational Title, 2000 and 2010 (Continued)

SOC[a] Code and Occupation Title		Typical Education Requirements[b]	Employment 2000	Projected 2010	Change Number	Change Percent	2001 Average Wage Hourly	Annual	% of Poverty[c]
39-3021	Motion Picture Projectionists	Short-Term On-the-Job Training	ND	ND	ND	ND	ND	ND	ND
53-3099	Motor Vehicle Operators, All Other	Short-Term On-the-Job Training	33	35	2	6.1%	$15.15	$31,520	171%
49-3051	Motorboat Mechanics	Long-Term On-the-Job Training	ND	ND	ND	ND	ND	ND	ND
49-3052	Motorcycle Mechanics	Long-Term On-the-Job Training	ND	ND	ND	ND	$19.16	$39,860	217%
27-1014	Multi-Media Artists & Animators	Bachelor's Degree	ND	ND	ND	ND	ND	ND	ND
51-4081	Multiple Machine Tool Setters, Oper., & Tenders, Metal & Plastic	Moderate-Term On-the-Job Training	ND	ND	ND	ND	ND	ND	ND
27-2042	Musicians & Singers	Long-Term On-the-Job Training	ND	ND	ND	ND	ND	ND	ND
11-9121	Natural Sciences Managers	Bachelor's Degree Plus Exp.	47	48	1	2.1%	$31.46	$65,440	356%
15-1071	Network & Computer Systems Administrators	Bachelor's Degree	30	35	5	16.7%	$19.45	$40,450	220%
15-1081	Network Systems & Data Communications Analysts	Bachelor's Degree	22	24	2	9.1%	$20.96	$43,600	237%
43-4141	New Accounts Clerks	Exp. in a Related Occupation	34	33	-1	-2.9%	$10.76	$22,390	122%
27-3020	News Analysts, Reporters & Correspondents	Long-Term On-the-Job Training	42	46	4	9.5%	$11.19	$23,280	127%
39-2021	Nonfarm Animal Caretakers	Short-Term On-the-Job Training	ND	ND	ND	ND	$10.83	$22,530	122%
29-2033	Nuclear Medicine Technologists	Associate's Degree	ND	ND	ND	ND	ND	ND	ND
31-1012	Nursing Aides, Orderlies, & Attend.	Short-Term On-the-Job Training	329	387	58	17.6%	$8.85	$18,410	100%
25-1072	Nursing Instructors & Teachers, Postsecondary	Doctoral Degree	ND	ND	ND	ND	ND	ND	ND
29-1064	Obstetricians & Gynecologists	First Professional Degree	ND	ND	ND	ND	ND	ND	ND
29-9010	Occupational Health & Safety Specialists & Technicians	Bachelor's Degree	50	58	8	16.0%	$21.03	$43,740	238%
29-1122	Occupational Therapists	Bachelor's Degree	27	34	7	25.9%	$19.09	$39,710	216%
43-9061	Office Clerks, General	Short-Term On-the-Job Training	511	608	97	19.0%	$9.98	$20,760	113%
43-9071	Office Machine Operators, Except Computer	Short-Term On-the-Job Training	ND	ND	ND	ND	$13.95	$29,010	158%
47-2073	Operating Engineers & Other Constr. Equip. Operators	Moderate-Term On-the-Job Training	377	448	71	18.8%	$16.11	$33,520	182%
15-2031	Operations Research Analysts	Master's Degree	ND	ND	ND	ND	ND	ND	ND
51-9083	Ophthalmic Laboratory Technicians	Moderate-Term On-the-Job Training	ND	ND	ND	ND	ND	ND	ND
29-2081	Opticians, Dispensing	Long-Term On-the-Job Training	ND	ND	ND	ND	ND	ND	ND
29-1041	Optometrists	First Professional Degree	ND	ND	ND	ND	ND	ND	ND
43-4151	Order Clerks	Short-Term On-the-Job Training	64	74	10	15.6%	$13.28	$27,630	150%
49-3053	Outdoor Power Equip. & Other Small Engine Mechanics	Moderate-Term On-the-Job Training	ND	ND	ND	ND	ND	ND	ND
51-9111	Packaging & Filling Machine Operators & Tenders	Short-Term On-the-Job Training	94	80	-14	-14.9%	$17.19	$35,760	194%
53-7064	Packers & Packagers, Hand	Short-Term On-the-Job Training	347	364	17	4.9%	$7.04	$14,640	80%
47-2141	Painters, Construction & Maintenance	Moderate-Term On-the-Job Training	167	194	27	16.2%	$16.25	$33,800	184%
51-9122	Painters, Trans. Equip.	Moderate-Term On-the-Job Training	ND	ND	ND	ND	ND	ND	ND
51-9123	Painting, Coating, & Decorating Workers	Short-Term On-the-Job Training	ND	ND	ND	ND	ND	ND	ND
23-2011	Paralegals & Legal Assistants	Associate's Degree	ND	ND	ND	ND	ND	ND	ND
33-3041	Parking Enforcement Workers	Short-Term On-the-Job Training	ND	ND	ND	ND	ND	ND	ND
53-6021	Parking Lot Attendants	Short-Term On-the-Job Training	ND	ND	ND	ND	ND	ND	ND
41-2022	Parts Salespersons	Moderate-Term On-the-Job Training	102	125	23	22.5%	$9.85	$20,480	111%
47-2071	Paving, Surfacing, & Tamping Equip. Operators	Moderate-Term On-the-Job Training	ND	ND	ND	ND	ND	ND	ND
43-3051	Payroll & Timekeeping Clerks	Short-Term On-the-Job Training	63	73	10	15.9%	$13.34	$27,740	151%

Table A.10: Long-Term Projected Occupational Growth in Wyoming's Southwest Region by Occupational Title, 2000 and 2010 (Continued)

SOC[a] Code and Occupation Title		Typical Education Requirements[b]	Employment 2000	Projected 2010	Change Number	Change Percent	2001 Average Wage Hourly	Annual	% of Poverty[c]
29-1065	Pediatricians, General	First Professional Degree	ND	ND	ND	ND	ND	ND	ND
39-9021	Personal & Home Care Aides	Short-Term On-the-Job Training	ND	ND	ND	ND	ND	ND	ND
39-9099	Personal Care & Service Workers, All Other	Short-Term On-the-Job Training	95	114	19	20.0%	$7.70	$16,010	87%
13-2052	Personal Financial Advisors	Bachelor's Degree	ND	ND	ND	ND	ND	ND	ND
17-2171	Petroleum Engineers	Bachelor's Degree	52	70	18	34.6%	$39.59	$82,360	448%
51-8093	Petroleum Pump System Oper., Refinery Oper., & Gaugers	Long-Term On-the-Job Training	185	207	22	11.9%	$21.43	$44,570	242%
29-1051	Pharmacists	First Professional Degree	120	141	21	17.5%	$31.39	$65,280	355%
31-9095	Pharmacy Aides	Short-Term On-the-Job Training	ND	ND	ND	ND	ND	ND	ND
29-2052	Pharmacy Technicians	Moderate-Term On-the-Job Training	63	72	9	14.3%	$11.36	$23,620	128%
27-4021	Photographers	Long-Term On-the-Job Training	12	15	3	25.0%	$18.93	$39,380	214%
51-9131	Photographic Process Workers	Moderate-Term On-the-Job Training	21	28	7	33.3%	$11.14	$23,170	126%
51-9132	Photographic Processing Machine Operators	Short-Term On-the-Job Training	ND	ND	ND	ND	ND	ND	ND
19-2099	Physical Scientists, All Other	Bachelor's Degree	ND	ND	ND	ND	ND	ND	ND
31-2022	Physical Therapist Aides	Short-Term On-the-Job Training	ND	ND	ND	ND	ND	ND	ND
31-2021	Physical Therapist Assistants	Associate's Degree	ND	ND	ND	ND	$13.44	$27,950	152%
29-1123	Physical Therapists	Master's Degree	ND	ND	ND	ND	$26.79	$55,710	303%
29-1071	Physician Assistants	Bachelor's Degree	15	18	3	20.0%	$33.42	$69,510	378%
29-1069	Physicians & Surgeons, All Other	First Professional Degree	ND	ND	ND	ND	ND	ND	ND
19-2012	Physicists	Doctoral Degree	ND	ND	ND	ND	ND	ND	ND
25-1054	Physics Teachers, Postsecondary	Doctoral Degree	ND	ND	ND	ND	ND	ND	ND
47-2151	Pipelayers	Moderate-Term On-the-Job Training	ND	ND	ND	ND	$18.99	$39,510	215%
51-8099	Plant & System Operators, All Other	Long-Term On-the-Job Training	ND	ND	ND	ND	ND	ND	ND
47-2152	Plumbers, Pipefitters, & Steamfitters	Long-Term On-the-Job Training	248	267	19	7.7%	$14.83	$30,840	168%
33-3051	Police & Sheriff's Patrol Officers	Long-Term On-the-Job Training	193	252	59	30.6%	$17.52	$36,450	198%
43-5031	Police, Fire, & Ambulance Dispatchers	Moderate-Term On-the-Job Training	62	83	21	33.9%	$11.96	$24,870	135%
25-1065	Political Science Teachers, Postsecondary	Doctoral Degree	ND	ND	ND	ND	ND	ND	ND
43-5051	Postal Service Clerks	Short-Term On-the-Job Training	25	27	2	8.0%	$17.46	$36,310	197%
43-5052	Postal Service Mail Carriers	Short-Term On-the-Job Training	32	34	2	6.3%	$18.86	$39,230	213%
43-5053	Postal Service Mail Sorters, Processors, & Processing Machine Operators	Short-Term On-the-Job Training	26	28	2	7.7%	$9.57	$19,900	108%
11-9131	Postmasters & Mail Superintendents	Exp. in a Related Occupation	22	24	2	9.1%	$19.55	$40,670	221%
25-1199	Postsecondary Teachers, All Other	Doctoral Degree	ND	ND	ND	ND	ND	ND	ND
51-8013	Power Plant Operators	Long-Term On-the-Job Training	ND	ND	ND	ND	ND	ND	ND
51-5022	Prepress Technicians & Workers	Long-Term On-the-Job Training	25	30	5	20.0%	$10.05	$20,900	114%
25-2011	Preschool Teachers, Except Special Ed.	Bachelor's Degree	56	80	24	42.9%	$7.96	$16,560	90%
51-6021	Pressers, Textile, Garment, & Related Materials	Short-Term On-the-Job Training	ND	ND	ND	ND	ND	ND	ND
51-5023	Printing Machine Operators	Moderate-Term On-the-Job Training	ND	ND	ND	ND	ND	ND	ND
33-9021	Private Detectives & Investigators	Exp. in a Related Occupation	ND	ND	ND	ND	ND	ND	ND
21-1092	Probation Officers & Correctional Treatment Specialists	Bachelor's Degree	ND	ND	ND	ND	ND	ND	ND
43-3061	Procurement Clerks	Short-Term On-the-Job Training	13	14	1	7.7%	$15.17	$31,550	171%

Table A.10: Long-Term Projected Occupational Growth in Wyoming's Southwest Region by Occupational Title, 2000 and 2010 (Continued)

SOC[a] Code and Occupation Title		Typical Education Requirements[b]	Employment 2000	Projected 2010	Change Number	Change Percent	2001 Average Wage Hourly	Annual	% of Poverty[c]
27-2012	Producers & Directors	Bachelor's Degree Plus Exp.	ND	ND	ND	ND	ND	ND	ND
51-9199	Production Workers, All Other	Moderate-Term On-the-Job Training	113	110	-3	-2.7%	$19.14	$39,820	216%
43-5061	Production, Planning, & Expediting Clerks	Short-Term On-the-Job Training	28	34	6	21.4%	$21.16	$44,000	239%
11-9141	Property, Real Estate, & Community Association Managers	Bachelor's Degree	ND	ND	ND	ND	$16.84	$35,040	190%
33-9099	Protect. Serv. Workers, All Other	Short-Term On-the-Job Training	57	59	2	3.5%	$15.42	$32,070	174%
31-1013	Psychiatric Aides	Short-Term On-the-Job Training	ND	ND	ND	ND	ND	ND	ND
29-1066	Psychiatrists	First Professional Degree	ND	ND	ND	ND	ND	ND	ND
25-1066	Psychology Teachers, Postsecondary	Doctoral Degree	ND	ND	ND	ND	ND	ND	ND
11-2031	Public Relations Managers	Bachelor's Degree Plus Exp.	ND	ND	ND	ND	ND	ND	ND
27-3031	Public Relations Specialists	Bachelor's Degree	ND	ND	ND	ND	$24.73	$51,440	280%
53-7072	Pump Operators, Except Wellhead Pumpers	Moderate-Term On-the-Job Training	ND	ND	ND	ND	$21.27	$44,240	240%
13-1021	Purchasing Agents & Buyers, Farm Prod.	Exp. in a Related Occupation	ND	ND	ND	ND	ND	ND	ND
13-1023	Purchasing Agents, Except Wholesale, Retail, & Farm Prod.	Bachelor's Degree	51	55	4	7.8%	$19.64	$40,850	222%
11-3061	Purchasing Managers	Bachelor's Degree Plus Exp.	25	29	4	16.0%	$27.96	$58,150	316%
29-1124	Radiation Therapists	Associate's Degree	ND	ND	ND	ND	ND	ND	ND
29-2034	Radiologic Technologists & Technicians	Associate's Degree	64	83	19	29.7%	$12.57	$26,140	142%
49-3043	Rail Car Repairers	Long-Term On-the-Job Training	ND	ND	ND	ND	ND	ND	ND
41-9021	Real Estate Brokers	Exp. in a Related Occupation	ND	ND	ND	ND	ND	ND	ND
41-9022	Real Estate Sales Agents	Postsecondary Vocational Training	34	38	4	11.8%	$22.79	$47,410	258%
43-4171	Receptionists & Information Clerks	Short-Term On-the-Job Training	268	318	50	18.7%	$8.81	$18,320	100%
25-1193	Recreation & Fitness Studies Teachers, Postsecondary	Doctoral Degree	ND	ND	ND	ND	ND	ND	ND
39-9032	Recreation Workers	Bachelor's Degree	67	85	18	26.9%	$9.74	$20,250	110%
29-1125	Recreational Therapists	Bachelor's Degree	ND	ND	ND	ND	ND	ND	ND
49-3092	Recreational Vehicle Service Technicians	Long-Term On-the-Job Training	ND	ND	ND	ND	ND	ND	ND
53-7081	Refuse & Recyclable Material Collectors	Short-Term On-the-Job Training	ND	ND	ND	ND	$11.03	$22,940	125%
29-1111	Registered Nurses	Associate's Degree	636	763	127	20.0%	$19.07	$39,660	216%
21-1015	Rehabilitation Counselors	Master's Degree	31	42	11	35.5%	$10.37	$21,580	117%
47-2171	Reinforcing Iron & Rebar Workers	Long-Term On-the-Job Training	ND	ND	ND	ND	ND	ND	ND
43-4181	Reservation & Transportation Ticket Agents & Travel Clerks	Short-Term On-the-Job Training	125	147	22	17.6%	$8.87	$18,450	100%
29-1126	Respiratory Therapists	Associate's Degree	29	34	5	17.2%	$16.37	$34,040	185%
29-2054	Respiratory Therapy Technicians	Postsecondary Vocational Training	ND	ND	ND	ND	ND	ND	ND
41-2031	Retail Salespersons	Short-Term On-the-Job Training	2,163	2,578	415	19.2%	$9.05	$18,820	102%
47-5051	Rock Splitters, Quarry	Moderate-Term On-the-Job Training	ND	ND	ND	ND	ND	ND	ND
47-5061	Roof Bolters, Mining	Moderate-Term On-the-Job Training	ND	ND	ND	ND	ND	ND	ND
47-2181	Roofers	Moderate-Term On-the-Job Training	64	75	11	17.2%	$13.12	$27,280	148%
47-5071	Roustabouts, Oil & Gas	Moderate-Term On-the-Job Training	216	292	76	35.2%	$12.29	$25,560	139%
41-9099	Sales & Related Workers, All Other	Moderate-Term On-the-Job Training	45	60	15	33.3%	$10.95	$22,770	124%
41-9031	Sales Engineers	Bachelor's Degree	ND	ND	ND	ND	ND	ND	ND
11-2022	Sales Managers	Bachelor's Degree Plus Exp.	49	58	9	18.4%	$26.91	$55,970	304%
41-4012	Sales Reps., Whlsle. & Manuf., Except Tech. & Scientif. Prod.	Moderate-Term On-the-Job Training	128	139	11	8.6%	$19.32	$40,190	218%

Table A.10: Long-Term Projected Occupational Growth in Wyoming's Southwest Region by Occupational Title, 2000 and 2010 (Continued)

SOC[a] Code and Occupation Title		Typical Education Requirements[b]	Employment 2000	Projected 2010	Change Number	Change Percent	2001 Average Wage Hourly	Annual	% of Poverty[c]
41-4011	Sales Reps., Whlsle. & Manufact., Tech. & Scientific Prod.	Moderate-Term On-the-Job Training	69	77	8	11.6%	$29.59	$61,540	334%
51-7041	Sawing Machine Setters, Oper., & Tenders, Wood	Moderate-Term On-the-Job Training	ND	ND	ND	ND	ND	ND	ND
25-2031	Secondary School Teachers, Except Special & Voc. Ed.	Bachelor's Degree	ND	ND	ND	ND	NA	$38,240	208%
43-6014	Secretaries, Except Legal, Medical, & Executive	Moderate-Term On-the-Job Training	724	854	130	18.0%	$10.39	$21,610	117%
41-3031	Securities, Commodities, & Financial Services Sales Agents	Bachelor's Degree	33	43	10	30.3%	$41.17	$85,630	465%
49-2098	Security & Fire Alarm Systems Installers	Postsecondary Vocational Training	ND	ND	ND	ND	ND	ND	ND
33-9032	Security Guards	Short-Term On-the-Job Training	168	202	34	20.2%	$10.51	$21,870	119%
47-4091	Segmental Pavers	Moderate-Term On-the-Job Training	ND	ND	ND	ND	ND	ND	ND
25-3021	Self-Enrichment Education Teachers	Exp. in a Related Occupation	ND	ND	ND	ND	ND	ND	ND
51-9012	Separating, Filtering, Clarifying, Precipitating, & Still Machine Setters, Oper., & Tenders	Moderate-Term On-the-Job Training	ND	ND	ND	ND	ND	ND	ND
47-4071	Septic Tank Servicers & Sewer Pipe Cleaners	Moderate-Term On-the-Job Training	ND	ND	ND	ND	ND	ND	ND
53-6031	Service Station Attendants	Short-Term On-the-Job Training	ND	ND	ND	ND	ND	ND	ND
47-5013	Service Unit Operators, Oil, Gas, & Mining	Moderate-Term On-the-Job Training	ND	ND	ND	ND	$17.08	$35,530	193%
51-6051	Sewers, Hand	Short-Term On-the-Job Training	ND	ND	ND	ND	ND	ND	ND
51-6031	Sewing Machine Operators	Moderate-Term On-the-Job Training	41	65	24	58.5%	$7.62	$15,850	86%
47-2211	Sheet Metal Workers	Moderate-Term On-the-Job Training	65	76	11	16.9%	$19.68	$40,930	222%
43-5071	Shipping, Receiving, & Traffic Clerks	Short-Term On-the-Job Training	125	139	14	11.2%	$12.16	$25,300	138%
51-6041	Shoe & Leather Workers & Repairers	Long-Term On-the-Job Training	ND	ND	ND	ND	ND	ND	ND
53-7111	Shuttle Car Operators	Short-Term On-the-Job Training	ND	ND	ND	ND	ND	ND	ND
39-5094	Skin Care Specialists	Postsecondary Vocational Training	ND	ND	ND	ND	ND	ND	ND
11-9151	Social & Community Service Managers	Bachelor's Degree	13	16	3	23.1%	$23.60	$49,090	267%
21-1093	Social & Human Service Assistants	Moderate-Term On-the-Job Training	202	284	82	40.6%	$7.90	$16,430	89%
19-3099	Social Scientists & Related Workers, All Other	Master's Degree	ND	ND	ND	ND	ND	ND	ND
25-2042	Special Ed. Teachers, Middle School	Bachelor's Degree	50	55	5	10.0%	NA	$35,870	195%
25-2041	Special Ed. Teachers, Preschool, Kndrgrtn., & Elem. School	Bachelor's Degree	101	114	13	12.9%	NA	$37,900	206%
25-2043	Special Ed. Teachers, Secondary School	Bachelor's Degree	40	44	4	10.0%	NA	$32,990	179%
29-1127	Speech-Language Pathologists	Master's Degree	41	49	8	19.5%	$19.33	$40,210	219%
51-8021	Stationary Engineers & Boiler Operators	Long-Term On-the-Job Training	ND	ND	ND	ND	ND	ND	ND
43-5081	Stock Clerks & Order Fillers	Short-Term On-the-Job Training	418	495	77	18.4%	$11.89	$24,730	134%
47-2022	Stonemasons	Long-Term On-the-Job Training	ND	ND	ND	ND	ND	ND	ND
47-2221	Structural Iron & Steel Workers	Long-Term On-the-Job Training	ND	ND	ND	ND	$20.11	$41,830	227%
51-2041	Structural Metal Fabricators & Fitters	Moderate-Term On-the-Job Training	ND	ND	ND	ND	ND	ND	ND
21-1011	Substance Abuse & Behavioral Disorder Counselors	Master's Degree	ND	ND	ND	ND	$15.11	$31,420	171%
29-2055	Surgical Technologists	Postsecondary Vocational Training	23	27	4	17.4%	$13.42	$27,920	152%
17-3031	Surveying & Mapping Technicians	Moderate-Term On-the-Job Training	91	123	32	35.2%	$12.80	$26,620	145%
17-1022	Surveyors	Bachelor's Degree	ND	ND	ND	ND	$23.56	$49,010	266%
43-2011	Switchboard Operators, Incl. Answering Service	Short-Term On-the-Job Training	182	260	78	42.9%	$8.00	$16,630	90%
51-6052	Tailors, Dressmakers, & Custom Sewers	Exp. in a Related Occupation	ND	ND	ND	ND	ND	ND	ND

Table A.10: Long-Term Projected Occupational Growth in Wyoming's Southwest Region by Occupational Title, 2000 and 2010 (Continued)

SOC[a] Code and Occupation Title		Typical Education Requirements[b]	Employment 2000	Projected 2010	Change Number	Change Percent	2001 Average Wage Hourly	Annual	% of Poverty[c]
53-7121	Tank Car, Truck, & Ship Loaders	Moderate-Term On-the-Job Training	ND	ND	ND	ND	ND	ND	ND
47-2082	Tapers	Moderate-Term On-the-Job Training	ND	ND	ND	ND	ND	ND	ND
13-2081	Tax Examiners, Collectors, & Revenue Agents	Bachelor's Degree	ND	ND	ND	ND	ND	ND	ND
13-2082	Tax Preparers	Moderate-Term On-the-Job Training	ND	ND	ND	ND	ND	ND	ND
53-3041	Taxi Drivers & Chauffeurs	Short-Term On-the-Job Training	ND	ND	ND	ND	ND	ND	ND
25-9041	Teacher Assistants	Short-Term On-the-Job Training	513	579	66	12.9%	NA	$15,940	87%
51-2092	Team Assemblers	Moderate-Term On-the-Job Training	38	36	-2	-5.3%	$10.74	$22,330	121%
27-3042	Technical Writers	Bachelor's Degree	ND	ND	ND	ND	ND	ND	ND
49-2022	Telecomm. Equip. Install. & Repairers, Except Line Installers	Postsecondary Vocational Training	72	66	-6	-8.3%	$22.22	$46,230	251%
49-9052	Telecommunications Line Installers & Repairers	Long-Term On-the-Job Training	57	53	-4	-7.0%	$19.53	$40,630	221%
41-9041	Telemarketers	Short-Term On-the-Job Training	251	373	122	48.6%	$8.20	$17,050	93%
43-2021	Telephone Operators	Short-Term On-the-Job Training	ND	ND	ND	ND	ND	ND	ND
43-3071	Tellers	Short-Term On-the-Job Training	155	155	0	0.0%	$10.45	$21,730	118%
51-6062	Textile Cutting Machine Setters, Oper., & Tenders	Moderate-Term On-the-Job Training	ND	ND	ND	ND	ND	ND	ND
51-6099	Textile, Apparel, & Furnishings Workers, All Other	Moderate-Term On-the-Job Training	17	24	7	41.2%	$12.93	$26,890	146%
47-2044	Tile & Marble Setters	Long-Term On-the-Job Training	ND	ND	ND	ND	ND	ND	ND
49-3093	Tire Repairers & Changers	Short-Term On-the-Job Training	102	130	28	27.5%	$10.05	$20,900	114%
23-2093	Title Examiners, Abstractors, & Searchers	Moderate-Term On-the-Job Training	ND	ND	ND	ND	$12.70	$26,410	144%
39-6021	Tour Guides & Escorts	Moderate-Term On-the-Job Training	ND	ND	ND	ND	$10.23	$21,270	116%
13-1073	Training & Development Specialists	Bachelor's Degree	50	52	2	4.0%	$20.88	$43,440	236%
53-6051	Transportation Inspectors	Exp. in a Related Occupation	ND	ND	ND	ND	ND	ND	ND
53-6099	Transportation Workers, All Other	Short-Term On-the-Job Training	ND	ND	ND	ND	ND	ND	ND
11-3071	Transportation, Storage, & Distribution Managers	Exp. in a Related Occupation	23	26	3	13.0%	$24.44	$50,840	276%
41-3041	Travel Agents	Postsecondary Vocational Training	56	82	26	46.4%	$10.60	$22,050	120%
39-6022	Travel Guides	Moderate-Term On-the-Job Training	ND	ND	ND	ND	ND	ND	ND
53-3032	Truck Drivers, Heavy & Tractor-Trailer	Moderate-Term On-the-Job Training	886	1,062	176	19.9%	$15.96	$33,200	180%
53-3033	Truck Drivers, Light or Delivery Services	Short-Term On-the-Job Training	198	242	44	22.2%	$10.82	$22,500	122%
51-6093	Upholsterers	Long-Term On-the-Job Training	ND	ND	ND	ND	ND	ND	ND
19-3051	Urban & Regional Planners	Master's Degree	15	20	5	33.3%	$20.56	$42,760	232%
39-3031	Ushers, Lobby Attendants, & Ticket Takers	Short-Term On-the-Job Training	ND	ND	ND	ND	$8.57	$17,820	97%
29-1131	Veterinarians	First Professional Degree	ND	ND	ND	ND	$15.50	$32,230	175%
31-9096	Veterinary Assistants & Laboratory Animal Caretakers	Short-Term On-the-Job Training	ND	ND	ND	ND	ND	ND	ND
29-2056	Veterinary Technologists & Technicians	Associate's Degree	28	44	16	57.1%	$10.14	$21,100	115%
25-2023	Voc. Ed. Teachers, Middle School	Bachelor's Degree	21	23	2	9.5%	NA	$36,450	198%
25-1194	Voc. Ed. Teachers, Postsecondary	Doctoral Degree	ND	ND	ND	ND	ND	ND	ND
25-2032	Voc. Ed. Teachers, Secondary School	Bachelor's Degree	47	51	4	8.5%	NA	$38,040	207%
35-3031	Waiters & Waitresses	Short-Term On-the-Job Training	1,298	1,494	196	15.1%	$10.28	$21,390	116%
51-8031	Water & Liquid Waste Treatment Plant & System Operators	Long-Term On-the-Job Training	54	71	17	31.5%	$17.78	$36,980	201%
43-5111	Weighers, Measurers, Checkers, & Samplers, Recordkeeping	Short-Term On-the-Job Training	17	15	-2	-11.8%	$11.85	$24,640	134%

Table A.10: Long-Term Projected Occupational Growth in Wyoming's Southwest Region by Occupational Title, 2000 and 2010 (Continued)

SOC[a] Code and Occupation Title		Typical Education Requirements[b]	Employment 2000	Projected 2010	Change Number	Change Percent	2001 Average Wage Hourly	Annual	% of Poverty[c]
51-4121	Welders, Cutters, Solderers, & Brazers	Postsecondary Vocational Training		251	48	#DIV/0!	$16.42	$34,160	186%
51-4122	Welding, Soldering, & Brazing Machine Setters, Oper., & Tenders	Moderate-Term On-the-Job Training	ND	ND	ND	ND	ND	ND	ND
53-7073	Wellhead Pumpers	Moderate-Term On-the-Job Training	157	212	55	35.0%	$22.66	$47,140	256%
13-1022	Wholesale & Retail Buyers, Except Farm Prod.	Bachelor's Degree	20	24	4	20.0%	$17.05	$35,460	193%
51-7099	Woodworkers, All Other	Moderate-Term On-the-Job Training	ND	ND	ND	ND	ND	ND	ND
43-9022	Word Processors & Typists	Moderate-Term On-the-Job Training	ND	ND	ND	ND	$11.09	$23,060	125%
27-3043	Writers & Authors	Bachelor's Degree	ND	ND	ND	ND	ND	ND	ND
19-1023	Zoologists & Wildlife Biologists	Doctoral Degree	10	11	1	10.0%	$22.64	$47,090	256%
	Total		**11,229**	**13,081**	**1,852**	**16.5%**	**$21.10**	**$44,785**	**243%**

[a]Standard Occupational Classification.
[b]As determined by the U.S. Department of Labor, Bureau of Labor Statistics.
[c]Based on $18,400 annually for a family of four (100% of the 2003 federal poverty guideline).
NA - No hourly wage available; annual only.
ND - Not disclosable due to confidentiality of information.

Figure A.13: Distribution of Projected Net Employment Growth of Occupations in Wyoming's Southwest Region by Major Group, 2010

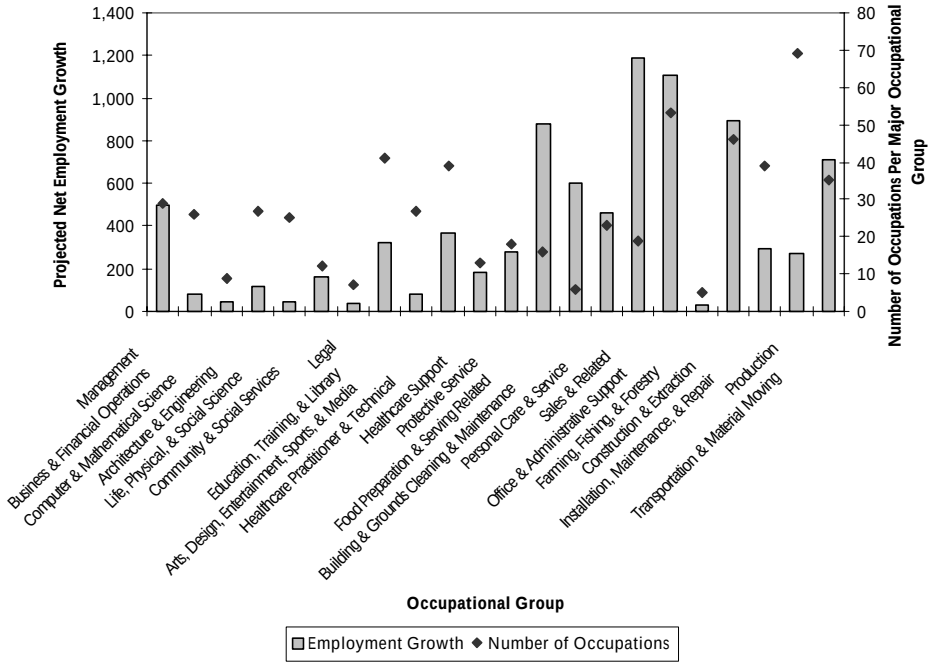

Figure A. 14: Distribution of Projected Net Employment Growth of Occupations in Wyoming's Southwest Region by Typical Education Requirements,[a] 2010

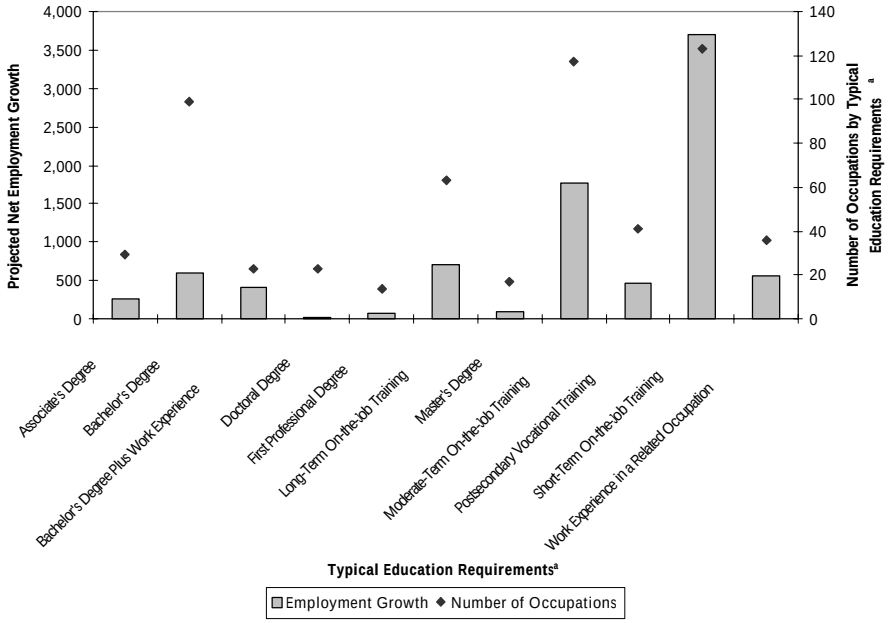

[a]As defined by the U.S. Department of Labor, Bureau of Labor Statistics.

Figure A.15: Distribution of Projected Net Employment Growth of Occupations in Wyoming's Southwest Region by Percentage of the 2003 Federal Poverty Guideline,[a] 2010

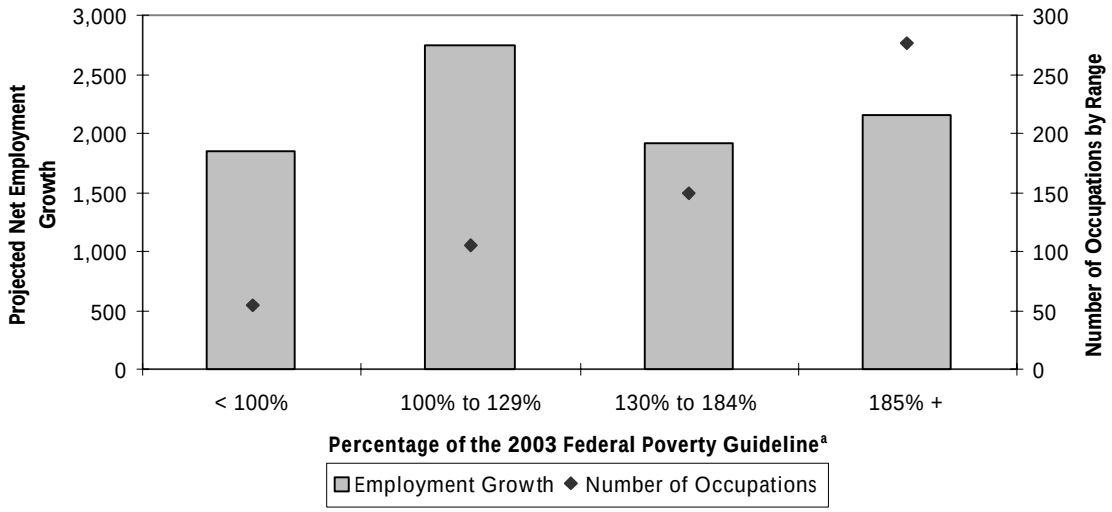

[a]Based on $18,400 annually for a family of four.

Table A.11: Long-Term Projected Occupational Growth in the Casper MSA[a] by Highest Net Growth, 2000 and 2010

Rank	SOC[b] Code and Occupation Title		Typical Education Requirements[c]	Employment 2000	Projected 2010	Change Number	Change Percent	2001 Average Wage Hourly	Annual	% of Poverty[d]
1	41-9041	Telemarketers	Short-Term On-the-Job Training	563	829	266	47.2%	$6.62	$13,780	75%
2	37-2011	Janitors & Cleaners, Except Maids & Housekeeping Cleaners	Moderate-Term On-the-Job Training	633	804	171	27.0%	$7.91	$16,460	89%
3	29-1111	Registered Nurses	Associate's Degree	ND	ND	ND	ND	ND	ND	ND
4	31-1011	Janitors & Cleaners, Except Maids & Housekeeping Cleaners	Short-Term On-the-Job Training	269	422	153	56.9%	$7.45	$15,500	84%
5	11-1021	General & Operations Managers	Bachelor's Degree Plus Exp.	788	933	145	18.4%	$28.98	$60,280	328%
6	41-2031	Retail Salespersons	Short-Term On-the-Job Training	1,068	1,212	144	13.5%	$8.60	$17,890	97%
7	35-3031	Waiters & Waitresses	Short-Term On-the-Job Training	789	907	118	15.0%	$6.33	$13,170	72%
8	43-3031	Bookkeeping, Accounting, & Auditing Clerks	Moderate-Term On-the-Job Training	583	700	117	20.1%	$11.14	$23,180	126%
9	41-2011	Cashiers	Short-Term On-the-Job Training	747	854	107	14.3%	$7.05	$14,660	80%
10	43-5081	Stock Clerks & Order Fillers	Short-Term On-the-Job Training	385	487	102	26.5%	$9.78	$20,350	111%
11	43-6014	Secretaries, Except Legal, Medical, & Executive	Moderate-Term On-the-Job Training	656	757	101	15.4%	$9.80	$20,380	111%
12	31-1012	Nursing Aides, Orderlies, & Attend.	Short-Term On-the-Job Training	356	457	101	28.4%	$9.28	$19,300	105%
13	25-9041	Teacher Assistants	Short-Term On-the-Job Training	ND	ND	ND	ND	ND	ND	ND
14	41-4012	Sales Reps., Whlsle. & Manuf., Except Tech. & Scientific Production	Moderate-Term On-the-Job Training	502	588	86	17.1%	$16.07	$33,420	182%
15	43-4171	Receptionists & Information Clerks	Short-Term On-the-Job Training	293	369	76	25.9%	$8.88	$18,480	100%
16	51-4121	Welders, Cutters, Solderers, & Brazers	Postsecondary Vocational Training	376	443	67	17.8%	$13.48	$28,040	152%
17	53-3033	Truck Drivers, Light or Delivery Services	Short-Term On-the-Job Training	298	363	65	21.8%	$10.82	$22,510	122%
18	37-3011	Landscaping & Groundskeeping Workers	Short-Term On-the-Job Training	166	225	59	35.5%	$9.29	$19,320	105%
19	53-7062	Laborers & Freight, Stock, & Material Movers, Hand	Short-Term On-the-Job Training	298	356	58	19.5%	$9.46	$19,680	107%
20	41-1011	First-Line Sprvsrs./Mgrs. of Retail Sales Workers	Exp. in a Related Occupation	345	403	58	16.8%	$13.53	$28,130	153%
21	43-9061	Office Clerks, General	Short-Term On-the-Job Training	399	456	57	14.3%	$9.14	$19,010	103%
22	25-2021	Elementary School Teachers, Except Special Ed.	Bachelor's Degree	ND	ND	ND	ND	ND	ND	ND
23	53-3032	Truck Drivers, Heavy & Tractor-Trailer	Moderate-Term On-the-Job Training	557	613	56	10.1%	$17.21	$35,790	195%
24	19-4031	Chemical Technicians	Associate's Degree	88	1,470	52	59.1%	$11.78	$24,510	133%
25	43-6011	Executive Secretaries & Administrative Assistants	Moderate-Term On-the-Job Training	362	414	52	14.4%	$13.51	$28,100	153%
26	35-2011	Cooks, Fast Food	Short-Term On-the-Job Training	ND	ND	ND	ND	$6.11	$12,710	69%
27	37-2012	Maids & Housekeeping Cleaners	Short-Term On-the-Job Training	315	366	51	16.2%	$7.04	$14,640	80%
28	43-1011	First-Line Sprvsrs./Mgrs. of Office & Admin. Support Workers	Exp. in a Related Occupation	304	353	49	16.1%	$17.59	$36,590	199%
29	35-2012	Cooks, Institution & Cafeteria	Long-Term On-the-Job Training	149	197	48	32.2%	$8.32	$17,300	94%
30	13-2011	Accountants & Auditors	Bachelor's Degree	214	261	47	22.0%	$22.32	$46,420	252%
31	49-3031	Bus & Truck Mechanics & Diesel Engine Specialists	Postsecondary Vocational Training	222	265	43	19.4%	$16.70	$34,730	189%
32	33-9032	Security Guards	Short-Term On-the-Job Training	ND	ND	ND	ND	ND	ND	ND
33	49-9042	Maintenance & Repair Workers, General	Long-Term On-the-Job Training	329	367	38	11.6%	$12.00	$24,960	136%
34	25-2011	Preschool Teachers, Except Special Ed.	Bachelor's Degree	68	105	37	54.4%	$9.14	$19,010	103%
35	21-1093	Social & Human Service Assistants	Moderate-Term On-the-Job Training	117	154	37	31.6%	$10.41	$21,640	118%
36	39-9031	Fitness Trainers & Aerobics Instructors	Postsecondary Vocational Training	116	151	35	30.2%	$10.89	$22,660	123%
37	21-1015	Rehabilitation Counselors	Master's Degree	70	104	34	48.6%	$10.23	$21,280	116%
38	43-4051	Customer Service Representatives	Moderate-Term On-the-Job Training	242	275	33	13.6%	$10.30	$21,430	116%
39	47-2111	Electricians	Long-Term On-the-Job Training	260	293	33	12.7%	$16.80	$34,940	190%

Table A.11: Long-Term Projected Occupational Growth in the Casper MSA[a] by Highest Net Growth, 2000 and 2010 (Continued)

Rank	SOC[b] Code and Occupation Title		Typical Education Requirements[c]	Employment 2000	Projected 2010	Change Number	Change Percent	2001 Average Wage Hourly	Annual	% of Poverty[d]
40	51-9199	Production Workers, All Other	Moderate-Term On-the-Job Training	ND	ND	ND	ND	ND	ND	ND
41	25-3021	Self-Enrichment Education Teachers	Exp. in a Related Occupation	ND	ND	ND	ND	ND	ND	ND
42	35-9021	Dishwashers	Short-Term On-the-Job Training	183	215	32	17.5%	$6.50	$13,520	73%
43	11-9111	Medical & Health Services Managers	Bachelor's Degree Plus Exp.	ND	ND	ND	ND	ND	ND	ND
44	43-3011	Bill & Account Collectors	Short-Term On-the-Job Training	84	112	28	33.3%	$11.22	$23,330	127%
45	49-3023	Automotive Service Technicians & Mechanics	Postsecondary Vocational Training	248	275	27	10.9%	$11.66	$24,240	132%
46	53-3031	Driver/Sales Workers	Short-Term On-the-Job Training	ND	ND	ND	ND	$8.14	$16,940	92%
47	35-2021	Food Prep. Workers	Short-Term On-the-Job Training	167	194	27	16.2%	$6.92	$14,390	78%
48	41-1012	First-Line Sprvsrs./Mgrs. of Non-Retail Sales Workers	Exp. in a Related Occupation	137	163	26	19.0%	$18.45	$38,370	209%
49	43-4151	Order Clerks	Short-Term On-the-Job Training	ND	ND	ND	ND	ND	ND	ND
50	47-2061	Construction Laborers	Moderate-Term On-the-Job Training	218	244	26	11.9%	$10.34	$21,500	117%
51	17-2051	Civil Engineers	Bachelor's Degree	58	83	25	43.1%	$24.45	$50,860	276%
52	49-3021	Automotive Body & Related Repairers	Long-Term On-the-Job Training	99	124	25	25.3%	$11.50	$23,920	130%
53	11-9199	Managers, All Other	Exp. in a Related Occupation	150	175	25	16.7%	$26.34	$54,780	298%
54	43-5071	Shipping, Receiving, & Traffic Clerks	Short-Term On-the-Job Training	132	157	25	18.9%	$10.14	$21,090	115%
55	19-4099	Life, Physical, & Social Science Technicians, All Other	Associate's Degree	55	80	25	45.5%	$21.43	$44,580	242%
56	29-2061	Licensed Practical & Licensed Vocational Nurses	Postsecondary Vocational Training	87	111	24	27.6%	$12.46	$25,920	141%
57	41-2021	Counter & Rental Clerks	Short-Term On-the-Job Training	109	133	24	22.0%	$7.90	$16,420	89%
58	25-2022	Middle School Teachers, Except Special & Voc. Ed.	Bachelor's Degree	ND	ND	ND	ND	ND	ND	ND
59	25-2031	Secondary School Teachers, Except Special & Voc. Ed.	Bachelor's Degree	ND	ND	ND	ND	ND	ND	ND
60	43-4111	Interviewers, Except Eligibility & Loan	Short-Term On-the-Job Training	ND	ND	ND	ND	ND	ND	ND
61	39-5012	Hairdressers, Hairstylists, & Cosmetologists	Postsecondary Vocational Training	75	97	22	29.3%	$8.81	$18,330	100%
62	37-9099	All Other Bldg. & Grounds Cleaning & Mainten. Workers	Short-Term On-the-Job Training	ND	ND	ND	ND	$9.08	$18,880	103%
63	51-2041	Structural Metal Fabricators & Fitters	Moderate-Term On-the-Job Training	ND	ND	ND	ND	ND	ND	ND
64	35-3011	Bartenders	Short-Term On-the-Job Training	124	145	21	16.9%	$7.40	$15,390	84%
65	43-4071	File Clerks	Short-Term On-the-Job Training	69	89	20	29.0%	$9.62	$20,000	109%
66	13-2052	Personal Financial Advisors	Bachelor's Degree	ND	ND	ND	ND	ND	ND	ND
67	47-2031	Carpenters	Long-Term On-the-Job Training	166	186	20	12.0%	$14.75	$30,680	167%
68	11-9051	Food Service Managers	Exp. in a Related Occupation	116	136	20	17.2%	$12.49	$25,970	141%
69	51-9198	Helpers--Production Workers	Short-Term On-the-Job Training	94	114	20	21.3%	$8.00	$16,640	90%
70	29-2021	Dental Hygienists	Associate's Degree	ND	ND	ND	ND	ND	ND	ND
71	51-6011	Laundry & Dry Cleaning Workers	Moderate-Term On-the-Job Training	77	96	19	24.7%	$8.23	$17,120	93%
72	49-1011	First-Line Sprvsrs./Mgrs. of Mechanics, Install., & Repairers	Exp. in a Related Occupation	146	165	19	13.0%	$18.66	$38,820	211%
73	29-1064	Obstetricians & Gynecologists	First Professional Degree	ND	ND	ND	ND	ND	ND	ND
74	21-1023	Mental Health & Substance Abuse Social Workers	Master's Degree	ND	ND	ND	ND	ND	ND	ND
75	35-1012	First-Line Sprvsrs./Mgrs. of Food Prep. & Serv. Workers	Exp. in a Related Occupation	116	134	18	15.5%	$10.80	$22,450	122%
76	43-3071	Tellers	Short-Term On-the-Job Training	133	151	18	13.5%	$8.67	$18,040	98%
77	31-9094	Medical Transcriptionists	Postsecondary Vocational Training	55	73	18	32.7%	$11.14	$23,180	126%
78	39-9011	Child Care Workers	Short-Term On-the-Job Training	ND	ND	ND	ND	ND	ND	ND
79	41-9099	Sales & Related Workers, All Other	Moderate-Term On-the-Job Training	69	86	17	24.6%	$11.90	$24,750	135%

Table A.11: Long-Term Projected Occupational Growth in the Casper MSA[a] by Highest Net Growth, 2000 and 2010 (Continued)

Rank	SOC[b] Code and Occupation Title		Typical Education Requirements[c]	Employment 2000	Projected 2010	Change Number	Change Percent	2001 Average Wage Hourly	Annual	% of Poverty[d]
80	43-4999	All Other Financial, Information, & Record Clerks	Short-Term On-the-Job Training	79	96	17	21.5%	$13.55	$28,190	153%
81	35-9031	Hosts & Hostesses, Restaurant, Lounge, & Coffee Shop	Short-Term On-the-Job Training	118	135	17	14.4%	$6.07	$12,630	69%
82	43-6013	Medical Secretaries	Postsecondary Vocational Training	ND	ND	ND	ND	$9.43	$19,620	107%
83	11-3031	Financial Managers	Bachelor's Degree Plus Exp.	130	146	16	12.3%	$31.77	$66,080	359%
84	31-9091	Dental Assistants	Moderate-Term On-the-Job Training	58	74	16	27.6%	$10.78	$22,420	122%
85	17-3022	Civil Engineering Technicians	Associate's Degree	ND	ND	ND	ND	$10.74	$22,330	121%
86	35-2015	Cooks, Short Order	Short-Term On-the-Job Training	ND	ND	ND	ND	$8.01	$16,670	91%
87	41-4011	Sales Reps., Whlsle. & Manufact., Tech. & Scientific Prod.	Moderate-Term On-the-Job Training	117	132	15	12.8%	$23.92	$49,750	270%
88	51-9122	Painters, Trans. Equip.	Moderate-Term On-the-Job Training	ND	ND	ND	ND	$13.41	$27,900	152%
89	29-1126	Respiratory Therapists	Associate's Degree	ND	ND	ND	ND	ND	ND	ND
90	19-2031	Chemists	Bachelor's Degree	ND	ND	ND	ND	$18.51	$38,500	209%
91	13-1199	Business Operations Specialists, All Other	Bachelor's Degree	144	158	14	9.7%	$20.34	$42,310	230%
92	43-2011	Switchboard Operators, Incl. Answering Service	Short-Term On-the-Job Training	44	58	14	31.8%	$8.60	$17,890	97%
93	11-3011	Administrative Services Managers	Bachelor's Degree Plus Exp.	68	81	13	19.1%	$20.90	$43,480	236%
94	31-9099	Healthcare Support Workers, All Other	Short-Term On-the-Job Training	57	70	13	22.8%	$10.77	$22,410	122%
95	51-3021	Butchers & Meat Cutters	Long-Term On-the-Job Training	50	63	13	26.0%	$10.18	$21,170	115%
96	51-1011	First-Line Sprvsrs./Mgrs. of Production & Operat. Workers	Exp. in a Related Occupation	152	165	13	8.6%	$20.87	$43,410	236%
97	51-2092	Team Assemblers	Moderate-Term On-the-Job Training	126	139	13	10.3%	$9.99	$20,770	113%
98	43-4181	Reservation & Transportation Ticket Agents & Travel Clerks	Short-Term On-the-Job Training	134	147	13	9.7%	$9.13	$18,990	103%
99	53-3041	Taxi Drivers & Chauffeurs	Short-Term On-the-Job Training	27	40	13	48.1%	$6.80	$14,150	77%
100	53-7051	Industrial Truck & Tractor Operators	Short-Term On-the-Job Training	71	84	13	18.3%	$17.04	$35,440	193%
101	23-1011	Lawyers	First Professional Degree	85	98	13	15.3%	$35.88	$74,630	406%
102	41-2022	Parts Salespersons	Moderate-Term On-the-Job Training	84	97	13	15.5%	$10.87	$22,610	123%
103	47-2152	Plumbers, Pipefitters, & Steamfitters	Long-Term On-the-Job Training	90	103	13	14.4%	$16.70	$34,740	189%
104	51-4041	Machinists	Long-Term On-the-Job Training	129	142	13	10.1%	$12.40	$25,790	140%
105	49-9062	Medical Equip. Repairers	Moderate-Term On-the-Job Training	ND	ND	ND	ND	$12.97	$26,980	147%
106	29-2012	Medical & Clinical Laboratory Technicians	Associate's Degree	ND	ND	ND	ND	ND	ND	ND
107	37-1012	First-Line Sprvsrs./Mgrs. of Landscaping, Lawn Service, & Groundskeeping Workers	Exp. in a Related Occupation	30	43	13	43.3%	$12.52	$26,030	141%
108	29-1122	Occupational Therapists	Bachelor's Degree	44	56	12	27.3%	$23.98	$49,880	271%
109	29-2053	Psychiatric Technicians	Postsecondary Vocational Training	ND	ND	ND	ND	ND	ND	ND
110	11-1011	Chief Executives	Bachelor's Degree Plus Exp.	55	67	12	21.8%	$41.88	$87,100	473%
111	47-4051	Highway Maintenance Workers	Moderate-Term On-the-Job Training	ND	ND	ND	ND	ND	ND	ND
112	11-3040	Human Resources Managers	Bachelor's Degree Plus Exp.	55	66	11	20.0%	$22.46	$46,710	254%
113	47-1011	First-Line Sprvsrs./Mgrs. of Constr. Trades & Extract. Workers	Exp. in a Related Occupation	177	188	11	6.2%	$22.43	$46,650	254%
114	29-1123	Physical Therapists	Master's Degree	37	48	11	29.7%	$27.36	$56,900	309%
115	47-4999	All Other Construction Trades & Related Workers	Moderate-Term On-the-Job Training	ND	ND	ND	ND	ND	ND	ND
116	51-4031	Cutting, Punching, & Press Machine Setters, Oper., & Tenders, Metal & Plastic	Moderate-Term On-the-Job Training	43	54	11	25.6%	$11.77	$24,490	133%

Table A.11: Long-Term Projected Occupational Growth in the Casper MSA[a] by Highest Net Growth, 2000 and 2010 (Continued)

Rank	SOC[b] Code and Occupation Title		Typical Education Requirements[c]	Employment 2000	Projected 2010	Change Number	Change Percent	2001 Average Wage Hourly	Annual	% of Poverty[d]
117	21-9099	All Other Counselors, Social & Religious Workers	Bachelor's Degree	88	99	11	12.5%	$15.27	$31,750	173%
118	53-7061	Cleaners of Vehicles & Equip.	Short-Term On-the-Job Training	67	77	10	14.9%	$7.09	$14,750	80%
119	51-9132	Photographic Processing Machine Operators	Short-Term On-the-Job Training	ND	ND	ND	ND	ND	ND	ND
120	23-2011	Paralegals & Legal Assistants	Associate's Degree	52	62	10	19.2%	$15.18	$31,570	172%
121	47-2221	Structural Iron & Steel Workers	Long-Term On-the-Job Training	77	87	10	13.0%	$13.31	$27,690	150%
122	19-3091	Anthropologists & Archeologists	Master's Degree	ND	ND	ND	ND	ND	ND	ND
123	39-9021	Personal & Home Care Aides	Short-Term On-the-Job Training	18	28	10	55.6%	$6.67	$13,860	75%
124	35-3021	Combined Food Prep. & Serving Workers, Incl. Fast Food	Short-Term On-the-Job Training	71	81	10	14.1%	$6.16	$12,820	70%
125	43-6012	Legal Secretaries	Postsecondary Vocational Training	56	66	10	17.9%	$12.39	$25,760	140%
126	35-1011	Chefs & Head Cooks	Postsecondary Vocational Training	ND	ND	ND	ND	$8.39	$17,440	95%
127	43-9021	Data Entry Keyers	Moderate-Term On-the-Job Training	30	40	10	33.3%	$8.15	$16,960	92%
128	29-2081	Opticians, Dispensing	Long-Term On-the-Job Training	ND	ND	ND	ND	ND	ND	ND
129	29-2034	Radiologic Technologists & Technicians	Associate's Degree	35	45	10	28.6%	$21.41	$44,520	242%
130	35-2014	Cooks, Restaurant	Long-Term On-the-Job Training	72	82	10	13.9%	$7.88	$16,390	89%
131	43-3021	Billing & Posting Clerks & Machine Operators	Short-Term On-the-Job Training	81	91	10	12.3%	$10.77	$22,390	122%
132	53-3022	Bus Drivers, School	Short-Term On-the-Job Training	ND	ND	ND	ND	ND	ND	ND
133	13-1051	Cost Estimators	Bachelor's Degree	60	70	10	16.7%	$20.92	$43,510	236%
134	39-9032	Recreation Workers	Bachelor's Degree	ND	ND	ND	ND	ND	ND	ND
135	47-2161	Plasterers & Stucco Masons	Long-Term On-the-Job Training	ND	ND	ND	ND	$11.74	$24,420	133%
136	17-3011	Architectural & Civil Drafters	Postsecondary Vocational Training	17	27	10	58.8%	$14.25	$29,630	161%
137	37-1011	First-Line Sprvsrs./Mgrs. of Housekeeping & Janit. Workers	Exp. in a Related Occupation	51	60	9	17.6%	$12.27	$25,530	139%
138	49-3042	Mobile Heavy Equip. Mechanics, Except Engines	Postsecondary Vocational Training	60	68	8	13.3%	$20.56	$42,770	232%
139	21-1021	Child, Family, & School Social Workers	Bachelor's Degree	ND	ND	ND	ND	ND	ND	ND
140	19-2041	Environmental Scientists & Specialists, Incl. Health	Bachelor's Degree	25	33	8	32.0%	$21.65	$45,040	245%
141	29-2011	Medical & Clinical Laboratory Technologists	Bachelor's Degree	ND	ND	ND	ND	ND	ND	ND
142	25-2041	Special Ed. Teachers, Preschool, Kndrgrtn., & Elem. School	Bachelor's Degree	ND	ND	ND	ND	ND	ND	ND
143	49-9098	Helpers--Installation, Maintenance, & Repair Workers	Short-Term On-the-Job Training	64	72	8	12.5%	$11.11	$23,100	126%
144	43-4081	Hotel, Motel, & Resort Desk Clerks	Short-Term On-the-Job Training	91	99	8	8.8%	$6.54	$13,600	74%
145	29-2031	Cardiovascular Technologists & Technicians	Associate's Degree	ND	ND	ND	ND	ND	ND	ND
146	29-2041	Emrgncy. Med. Techs. & Paramedics	Postsecondary Vocational Training	ND	ND	ND	ND	ND	ND	ND
147	47-2141	Painters, Construction & Maintenance	Moderate-Term On-the-Job Training	55	63	8	14.5%	$11.62	$24,160	131%
148	29-1069	Physicians & Surgeons, All Other	First Professional Degree	ND	ND	ND	ND	ND	ND	ND
149	25-4031	Library Technicians	Short-Term On-the-Job Training	ND	ND	ND	ND	ND	ND	ND
150	43-9999	All Other Secretaries, Admin. Asst., & Other Office Supp. Workers	Short-Term On-the-Job Training	ND	ND	ND	ND	ND	ND	ND
151	29-2056	Veterinary Technologists & Technicians	Associate's Degree	15	23	8	53.3%	$10.01	$20,820	113%
152	49-9021	Heating, Air Conditioning, & Refriger. Mechanics & Installers	Long-Term On-the-Job Training	40	48	8	20.0%	$19.33	$40,210	219%
153	49-3041	Farm Equip. Mechanics	Postsecondary Vocational Training	ND	ND	ND	ND	ND	ND	ND

Table A.11: Long-Term Projected Occupational Growth in the Casper MSA[a] by Highest Net Growth, 2000 and 2010 (Continued)

Rank	SOC[b] Code and Occupation Title		Typical Education Requirements[c]	Employment 2000	Projected 2010	Change Number	Change Percent	2001 Average Wage Hourly	Annual	% of Poverty[d]
154	29-1127	Speech-Language Pathologists	Master's Degree	27	35	8	29.6%	$23.43	$48,740	265%
155	53-3021	Bus Drivers, Transit & Intercity	Moderate-Term On-the-Job Training	ND	ND	ND	ND	ND	ND	ND
156	15-1041	Computer Support Specialists	Associate's Degree	54	61	7	13.0%	$14.40	$29,960	163%
157	11-9032	Education Administrators, Elementary & Secondary School	Bachelor's Degree Plus Exp.	ND	ND	ND	ND	ND	ND	ND
158	29-1051	Pharmacists	First Professional Degree	63	70	7	11.1%	$34.38	$71,500	389%
159	29-1067	Surgeons	First Professional Degree	ND	ND	ND	ND	ND	ND	ND
160	49-3093	Tire Repairers & Changers	Short-Term On-the-Job Training	56	63	7	12.5%	$7.69	$15,990	87%
161	49-9041	Industrial Machinery Mechanics	Long-Term On-the-Job Training	65	72	7	10.8%	$18.71	$38,910	211%
162	33-9091	Crossing Guards	Short-Term On-the-Job Training	38	45	7	18.4%	$11.32	$23,550	128%
163	25-2032	Voc. Ed. Teachers, Secondary School	Bachelor's Degree	ND	ND	ND	ND	ND	ND	ND
164	21-1014	Mental Health Counselors	Master's Degree	ND	ND	ND	ND	ND	ND	ND
165	47-2211	Sheet Metal Workers	Moderate-Term On-the-Job Training	51	58	7	13.7%	$17.78	$36,980	201%
166	19-3021	Market Research Analysts	Bachelor's Degree	ND	ND	ND	ND	ND	ND	ND
167	11-2021	Marketing Managers	Bachelor's Degree Plus Exp.	25	32	7	28.0%	$30.33	$63,090	343%
168	29-2071	Medical Records & Health Information Technicians	Associate's Degree	ND	ND	ND	ND	ND	ND	ND
169	23-9099	All Other Legal & Related Workers	Bachelor's Degree	ND	ND	ND	ND	$18.05	$37,550	204%
170	31-9096	Veterinary Assistants & Laboratory Animal Caretakers	Short-Term On-the-Job Training	12	18	6	50.0%	$6.97	$14,490	79%
171	19-3031	Clinical, Counseling, & School Psychologists	Bachelor's Degree	28	34	6	21.4%	$22.80	$47,420	258%
172	27-3031	Public Relations Specialists	Bachelor's Degree	ND	ND	ND	ND	$17.33	$36,040	196%
173	43-4131	Loan Interviewers & Clerks	Short-Term On-the-Job Training	28	34	6	21.4%	$10.81	$22,490	122%
174	25-2012	Kndrgrtn. Teachers, Except Special Ed.	Bachelor's Degree	ND	ND	ND	ND	ND	ND	ND
175	25-9031	Instructional Coordinators	Master's Degree	ND	ND	ND	ND	ND	ND	ND
176	43-3051	Payroll & Timekeeping Clerks	Short-Term On-the-Job Training	37	43	6	16.2%	$13.86	$28,840	157%
177	53-7064	Packers & Packagers, Hand	Short-Term On-the-Job Training	129	135	6	4.7%	$6.65	$13,840	75%
178	17-2171	Petroleum Engineers	Bachelor's Degree	59	65	6	10.2%	$30.07	$62,550	340%
179	11-2031	Public Relations Managers	Bachelor's Degree Plus Exp.	17	23	6	35.3%	$20.90	$43,470	236%
180	51-2099	Assemblers & Fabricators, All Other	Moderate-Term On-the-Job Training	37	43	6	16.2%	$10.24	$21,290	116%
181	49-9069	Precision Instrument & Equip. Repairers, All Other	Long-Term On-the-Job Training	ND	ND	ND	ND	ND	ND	ND
182	47-4071	Septic Tank Servicers & Sewer Pipe Cleaners	Moderate-Term On-the-Job Training	ND	ND	ND	ND	ND	ND	ND
183	11-2022	Sales Managers	Bachelor's Degree Plus Exp.	50	56	6	12.0%	$25.18	$52,370	285%
184	39-3091	Amusement & Recreation Attendants	Short-Term On-the-Job Training	34	40	6	17.6%	$7.82	$16,270	88%
185	51-6062	Textile Cutting Machine Setters, Oper., & Tenders	Moderate-Term On-the-Job Training	ND	ND	ND	ND	ND	ND	ND
186	49-2094	Electrical & Electronics Repairers, Comm. & Industrl. Equip.	Postsecondary Vocational Training	ND	ND	ND	ND	ND	ND	ND
187	41-3031	Securities, Commodities, & Financial Services Sales Agents	Bachelor's Degree	31	37	6	19.4%	$30.14	$62,680	341%
188	41-9011	Demonstrators & Product Promoters	Moderate-Term On-the-Job Training	ND	ND	ND	ND	ND	ND	ND
189	33-1099	First-Line Sprvsrs./Mgrs., Protect. Serv. Workers, All Other	Exp. in a Related Occupation	23	29	6	26.1%	$16.10	$33,490	182%
190	15-1051	Computer Systems Analysts	Bachelor's Degree	28	33	5	17.9%	$25.03	$52,060	283%

Table A.11: Long-Term Projected Occupational Growth in the Casper MSA[a] by Highest Net Growth, 2000 and 2010 (Continued)

Rank	SOC[b] Code and Occupation Title		Typical Education Requirements[c]	Employment 2000	Projected 2010	Change Number	Change Percent	2001 Average Wage Hourly	Annual	% of Poverty[d]
191	31-9093	Medical Equip. Preparers	Short-Term On-the-Job Training	ND	ND	ND	ND	ND	ND	ND
192	25-1194	Voc. Ed. Teachers, Postsecondary	Doctoral Degree	ND	ND	ND	ND	ND	ND	ND
193	43-4161	Human Resources Assistants, Except Payroll & Timekeeping	Short-Term On-the-Job Training	26	31	5	19.2%	$11.69	$24,320	132%
194	51-7011	Cabinetmakers & Bench Carpenters	Long-Term On-the-Job Training	51	56	5	9.8%	$11.60	$24,120	131%
195	53-1031	First-Line Sprvsrs./Mgrs. of Transportation & Material-Moving Machine & Vehicle Operators	Exp. in a Related Occupation	35	40	5	14.3%	$22.81	$47,440	258%
196	21-1011	Substance Abuse & Behavioral Disorder Counselors	Master's Degree	12	17	5	41.7%	$15.35	$31,930	174%
197	31-9092	Medical Assistants	Moderate-Term On-the-Job Training	14	19	5	35.7%	$9.35	$19,450	106%
198	13-2072	Loan Officers	Bachelor's Degree	38	43	5	13.2%	$23.64	$49,170	267%
199	21-1012	Educational, Vocational, & School Counselors	Master's Degree	ND	ND	ND	ND	ND	ND	ND
200	29-1071	Physician Assistants	Bachelor's Degree	ND	ND	ND	ND	$32.03	$66,620	362%
201	53-6099	Transportation Workers, All Other	Short-Term On-the-Job Training	ND	ND	ND	ND	ND	ND	ND
202	43-4141	New Accounts Clerks	Exp. in a Related Occupation	ND	ND	ND	ND	$10.95	$22,780	124%
203	13-2082	Tax Preparers	Moderate-Term On-the-Job Training	ND	ND	ND	ND	ND	ND	ND
204	29-2052	Pharmacy Technicians	Moderate-Term On-the-Job Training	46	51	5	10.9%	$11.26	$23,410	127%
205	47-3016	Helpers--Roofers	Short-Term On-the-Job Training	35	40	5	14.3%	$9.82	$20,430	111%
206	43-5111	Weighers, Measurers, Checkers, & Samplers, Recordkeeping	Short-Term On-the-Job Training	ND	ND	ND	ND	$10.84	$22,540	123%
207	47-2130	Insulation Workers	Moderate-Term On-the-Job Training	ND	ND	ND	ND	ND	ND	ND
208	39-3031	Ushers, Lobby Attendants, & Ticket Takers	Short-Term On-the-Job Training	ND	ND	ND	ND	ND	ND	ND
209	17-3099	All Other Drafters, Engineering, & Mapping Technicians	Associate's Degree	41	46	5	12.2%	$16.88	$35,110	191%
210	53-7021	Crane & Tower Operators	Moderate-Term On-the-Job Training	15	20	5	33.3%	$15.27	$31,760	173%
211	43-5032	Dispatchers, Except Police, Fire, & Ambulance	Moderate-Term On-the-Job Training	22	27	5	22.7%	$12.53	$26,070	142%
212	11-9151	Social & Community Service Managers	Bachelor's Degree	21	26	5	23.8%	$17.69	$36,800	200%
213	43-4031	Court, Municipal, & License Clerks	Short-Term On-the-Job Training	ND	ND	ND	ND	ND	ND	ND
214	29-1131	Veterinarians	First Professional Degree	9	14	5	55.6%	$27.50	$57,200	311%
215	51-9121	Coating, Painting, & Spraying Machine Setters, Oper., & Tenders	Moderate-Term On-the-Job Training	14	18	4	28.6%	$10.90	$22,670	123%
216	27-1025	Interior Designers	Bachelor's Degree	ND	ND	ND	ND	ND	ND	ND
217	25-2042	Special Ed. Teachers, Middle School	Bachelor's Degree	ND	ND	ND	ND	ND	ND	ND
218	29-1011	Chiropractors	First Professional Degree	ND	ND	ND	ND	ND	ND	ND
219	25-1121	Art, Drama, & Music Teachers, Postsecondary	Doctoral Degree	ND	ND	ND	ND	ND	ND	ND
220	11-9021	Construction Managers	Bachelor's Degree	28	33	5	17.9%	$22.10	$45,970	250%
221	51-9194	Etchers & Engravers	Long-Term On-the-Job Training	ND	ND	ND	ND	ND	ND	ND
222	31-1013	Psychiatric Aides	Short-Term On-the-Job Training	ND	ND	ND	ND	ND	ND	ND
223	53-1021	First-Line Sprvsrs./Mgrs. of Helpers, Laborers, & Material Movers, Hand	Exp. in a Related Occupation	38	43	5	13.2%	$13.59	$28,270	154%
224	33-3051	Police & Sheriff's Patrol Officers	Long-Term On-the-Job Training	ND	ND	ND	ND	ND	ND	ND
225	13-1071	Employment, Recruitment, & Placement Specialists	Bachelor's Degree	47	51	4	8.5%	$16.43	$34,180	186%

Table A.11: Long-Term Projected Occupational Growth in the Casper MSA[a] by Highest Net Growth, 2000 and 2010 (Continued)

Rank	SOC[b] Code and Occupation Title		Typical Education Requirements[c]	Employment 2000	Projected 2010	Change Number	Change Percent	2001 Average Wage Hourly	Annual	% of Poverty[d]
226	53-7063	Machine Feeders & Offbearers	Short-Term On-the-Job Training	ND	ND	ND	ND	ND	ND	ND
227	53-7032	Excavating & Loading Machine & Dragline Operators	Moderate-Term On-the-Job Training	ND	ND	ND	ND	ND	ND	ND
228	49-2097	Elec. Home Entertainment Equip. Installers & Repairers	Postsecondary Vocational Training	15	19	4	26.7%	$10.38	$21,600	117%
229	25-2043	Special Ed. Teachers, Secondary School	Bachelor's Degree	ND	ND	ND	ND	ND	ND	ND
230	19-2042	Geoscientists, Except Hydrologists & Geographers	Bachelor's Degree	67	71	4	6.0%	$32.26	$67,090	365%
231	47-5012	Rotary Drill Operators, Oil & Gas	Moderate-Term On-the-Job Training	181	185	4	2.2%	$19.00	$39,530	215%
232	31-2022	Physical Therapist Aides	Short-Term On-the-Job Training	ND	ND	ND	ND	$8.69	$18,080	98%
233	47-3011	Helpers--Brickmasons, Blockmasons, Stonemasons, & Tile & Marble Setters	Short-Term On-the-Job Training	ND	ND	ND	ND	ND	ND	ND
234	11-9031	Education Administrators, Preschool & Child Care Center/Program	Bachelor's Degree Plus Exp.	ND	ND	ND	ND	ND	ND	ND
235	13-1022	Wholesale & Retail Buyers, Except Farm Prod.	Bachelor's Degree	23	27	4	17.4%	$16.24	$33,770	184%
236	53-7199	Material Moving Workers, All Other	Moderate-Term On-the-Job Training	19	23	4	21.1%	$8.70	$18,100	98%
237	19-3093	Historians	Master's Degree	ND	ND	ND	ND	ND	ND	ND
238	13-2031	Budget Analysts	Bachelor's Degree	ND	ND	ND	ND	$26.04	$54,170	294%
239	49-2011	Computer, Automated Teller, & Office Machine Repairers	Postsecondary Vocational Training	23	26	3	13.0%	$10.88	$22,630	123%
240	11-9033	Education Administrators, Postsecondary	Bachelor's Degree Plus Exp.	ND	ND	ND	ND	ND	ND	ND
241	47-2051	Cement Masons & Concrete Finishers	Long-Term On-the-Job Training	ND	ND	ND	ND	$12.60	$26,200	142%
242	43-4061	Eligibility Interviewers, Government Programs	Moderate-Term On-the-Job Training	ND	ND	ND	ND	ND	ND	ND
243	13-1023	Purchasing Agents, Except Wholesale, Retail, & Farm Prod.	Bachelor's Degree	38	41	3	7.9%	$20.26	$42,150	229%
244	49-3022	Automotive Glass Installers & Repairers	Long-Term On-the-Job Training	ND	ND	ND	ND	ND	ND	ND
245	49-3053	Outdoor Power Equip. & Other Small Engine Mechanics	Moderate-Term On-the-Job Training	ND	ND	ND	ND	ND	ND	ND
246	17-3031	Surveying & Mapping Technicians	Moderate-Term On-the-Job Training	ND	ND	ND	ND	ND	ND	ND
247	31-2011	Occupational Therapist Assistants	Associate's Degree	ND	ND	ND	ND	$16.13	$33,550	182%
248	43-4041	Credit Authorizers, Checkers, & Clerks	Short-Term On-the-Job Training	ND	ND	ND	ND	$14.27	$29,670	161%
249	39-3199	All Other Gaming Workers	Moderate-Term On-the-Job Training	ND	ND	ND	ND	ND	ND	ND
250	11-9141	Property, Real Estate, & Community Association Managers	Bachelor's Degree	18	21	3	16.7%	$11.29	$23,480	128%
251	27-2032	Choreographers	Exp. in a Related Occupation	ND	ND	ND	ND	ND	ND	ND
252	47-2021	Brickmasons & Blockmasons	Long-Term On-the-Job Training	ND	ND	ND	ND	ND	ND	ND
253	43-5021	Couriers & Messengers	Short-Term On-the-Job Training	11	14	3	27.3%	$6.69	$13,920	76%
254	49-2093	Electrical & Electronics Installers & Repairers, Trans. Equip.	Postsecondary Vocational Training	ND	ND	ND	ND	ND	ND	ND
255	17-1022	Surveyors	Bachelor's Degree	ND	ND	ND	ND	ND	ND	ND
256	25-1123	English Language & Literature Teachers, Postsecondary	Doctoral Degree	ND	ND	ND	ND	ND	ND	ND
257	39-6021	Tour Guides & Escorts	Moderate-Term On-the-Job Training	ND	ND	ND	ND	ND	ND	ND
258	11-3071	Transportation, Storage, & Distribution Managers	Exp. in a Related Occupation	26	29	3	11.5%	$29.28	$60,910	331%
259	35-9011	Dining Room & Cafeteria Attendants & Bartender Helpers	Short-Term On-the-Job Training	20	23	3	15.0%	$6.48	$13,480	73%
260	43-9011	Computer Operators	Moderate-Term On-the-Job Training	21	24	3	14.3%	$12.73	$26,470	144%
261	29-9199	Health Professionals & Technicians, All Other	Associate's Degree	ND	ND	ND	ND	$12.66	$26,320	143%

Table A.11: Long-Term Projected Occupational Growth in the Casper MSA[a] by Highest Net Growth, 2000 and 2010 (Continued)

Rank	SOC[b] Code and Occupation Title		Typical Education Requirements[c]	Employment 2000	Projected 2010	Change Number	Change Percent	2001 Average Wage Hourly	Annual	% of Poverty[d]
262	51-6021	Pressers, Textile, Garment, & Related Materials	Short-Term On-the-Job Training	ND	ND	ND	ND	ND	ND	ND
263	11-9121	Natural Sciences Managers	Bachelor's Degree Plus Exp.	16	19	3	18.8%	$28.01	$58,260	317%
264	47-5099	Extraction Workers, All Other	Short-Term On-the-Job Training	ND	ND	ND	ND	$11.96	$24,870	135%
265	29-2051	Dietetic Technicians	Moderate-Term On-the-Job Training	ND	ND	ND	ND	ND	ND	ND
266	11-3061	Purchasing Managers	Bachelor's Degree Plus Exp.	23	26	3	13.0%	$20.24	$42,110	229%
267	43-9111	Statistical Assistants	Moderate-Term On-the-Job Training	ND	ND	ND	ND	ND	ND	ND
268	33-2011	Fire Fighters	Long-Term On-the-Job Training	49	52	3	6.1%	$16.48	$34,290	186%
269	47-2181	Roofers	Moderate-Term On-the-Job Training	21	24	3	14.3%	$12.00	$24,950	136%
270	39-9099	Personal Care & Service Workers, All Other	Short-Term On-the-Job Training	ND	ND	ND	ND	ND	ND	ND
271	51-4199	Metal Workers & Plastic Workers, All Other	Moderate-Term On-the-Job Training	ND	ND	ND	ND	$9.25	$19,230	105%
272	15-1021	Computer Programmers	Bachelor's Degree	22	25	3	13.6%	$20.72	$43,100	234%
273	17-1011	Architects, Except Landscape & Naval	Bachelor's Degree	ND	ND	ND	ND	ND	ND	ND
274	11-9081	Lodging Managers	Exp. in a Related Occupation	21	24	3	14.3%	$14.07	$29,260	159%
275	45-2092	Farmworkers & Laborers, Crop, Nursery, & Greenhouse	Short-Term On-the-Job Training	ND	ND	ND	ND	ND	ND	ND
276	17-3013	Mechanical Drafters	Postsecondary Vocational Training	14	17	3	21.4%	$21.87	$45,490	247%
277	31-2021	Physical Therapist Assistants	Associate's Degree	ND	ND	ND	ND	ND	ND	ND
278	25-1071	Health Specialties Teachers, Postsecondary	Doctoral Degree	ND	ND	ND	ND	ND	ND	ND
279	21-1022	Medical & Public Health Social Workers	Bachelor's Degree	13	16	3	23.1%	$16.84	$35,020	190%
280	19-4021	Biological Technicians	Associate's Degree	ND	ND	ND	ND	ND	ND	ND
281	39-1021	First-Line Sprvsrs./Mgrs. of Personal Service Workers	Exp. in a Related Occupation	ND	ND	ND	ND	ND	ND	ND
282	25-1072	Nursing Instructors & Teachers, Postsecondary	Doctoral Degree	ND	ND	ND	ND	ND	ND	ND
283	51-9082	Medical Appliance Technicians	Long-Term On-the-Job Training	ND	ND	ND	ND	ND	ND	ND
284	25-1011	Business Teachers, Postsecondary	Doctoral Degree	ND	ND	ND	ND	ND	ND	ND
285	13-1073	Training & Development Specialists	Bachelor's Degree	ND	ND	ND	ND	$21.09	$43,870	238%
286	47-2081	Drywall & Ceiling Tile Installers	Moderate-Term On-the-Job Training	ND	ND	ND	ND	$11.30	$23,510	128%
287	27-4021	Photographers	Long-Term On-the-Job Training	15	18	3	20.0%	$11.13	$23,160	126%
288	51-3091	Food & Tobacco Roasting, Baking, & Drying Machine Operators & Tenders	Short-Term On-the-Job Training	ND	ND	ND	ND	ND	ND	ND
289	51-4021	Extruding & Drawing Machine Setters, Oper., & Tenders, Metal & Plastic	Moderate-Term On-the-Job Training	ND	ND	ND	ND	ND	ND	ND
290	43-5061	Production, Planning, & Expediting Clerks	Short-Term On-the-Job Training	24	27	3	12.5%	$13.85	$28,810	157%
291	49-2099	All Other Electrical & Electr. Equip. Mechanics, Install., & Repairers	Postsecondary Vocational Training	ND	ND	ND	ND	ND	ND	ND
292	43-9051	Mail Clerks & Mail Machine Operators, Except Postal Serv.	Short-Term On-the-Job Training	ND	ND	ND	ND	ND	ND	ND
293	51-5099	All Other Printing Workers	Moderate-Term On-the-Job Training	ND	ND	ND	ND	ND	ND	ND
294	17-2141	Mechanical Engineers	Bachelor's Degree	ND	ND	ND	ND	ND	ND	ND
295	39-3093	Locker Room, Coatroom, & Dressing Room Attendants	Short-Term On-the-Job Training	ND	ND	ND	ND	ND	ND	ND
296	49-2021	Radio Mechanics	Postsecondary Vocational Training	ND	ND	ND	ND	ND	ND	ND
297	51-9081	Dental Laboratory Technicians	Long-Term On-the-Job Training	ND	ND	ND	ND	ND	ND	ND

Table A.11: Long-Term Projected Occupational Growth in the Casper MSA[a] by Highest Net Growth, 2000 and 2010 (Continued)

Rank	SOC[b] Code and Occupation Title		Typical Education Requirements[c]	Employment 2000	Projected 2010	Change Number	Change Percent	2001 Average Wage Hourly	Annual	% of Poverty[d]
298	25-1022	Mathematical Science Teachers, Postsecondary	Doctoral Degree	ND	ND	ND	ND	ND	ND	ND
299	11-3021	Computer & Information Systems Managers	Bachelor's Degree Plus Exp.	23	25	2	8.7%	$31.59	$65,710	357%
300	19-3011	Economists	Bachelor's Degree	17	19	2	11.8%	$20.84	$43,360	236%
301	15-1071	Network & Computer Systems Administrators	Bachelor's Degree	14	16	2	14.3%	$20.71	$43,070	234%
302	51-2022	Electrical & Electronic Equip. Assemblers	Short-Term On-the-Job Training	ND	ND	ND	ND	ND	ND	ND
303	37-3012	Pesticide Handlers, Sprayers, & Applicators, Vegetation	Moderate-Term On-the-Job Training	ND	ND	ND	ND	ND	ND	ND
304	39-2021	Nonfarm Animal Caretakers	Short-Term On-the-Job Training	ND	ND	ND	ND	ND	ND	ND
305	29-1031	Dietitians & Nutritionists	Bachelor's Degree	ND	ND	ND	ND	ND	ND	ND
306	35-9099	Food Prep. & Serving Related Workers, All Other	Short-Term On-the-Job Training	ND	ND	ND	ND	$12.60	$26,210	142%
307	51-6051	Sewers, Hand	Short-Term On-the-Job Training	ND	ND	ND	ND	ND	ND	ND
308	47-5071	Roustabouts, Oil & Gas	Moderate-Term On-the-Job Training	ND	ND	ND	ND	$13.99	$29,100	158%
309	29-2055	Surgical Technologists	Postsecondary Vocational Training	ND	ND	ND	ND	ND	ND	ND
310	17-2199	Engineers, All Other	Bachelor's Degree	ND	ND	ND	ND	ND	ND	ND
311	11-3051	Industrial Production Managers	Bachelor's Degree	25	26	1	4.0%	$26.16	$54,400	296%
312	29-1124	Radiation Therapists	Associate's Degree	ND	ND	ND	ND	ND	ND	ND
313	53-7071	Gas Compressor & Gas Pumping Station Operators	Moderate-Term On-the-Job Training	ND	ND	ND	ND	ND	ND	ND
314	53-7011	Conveyor Operators & Tenders	Short-Term On-the-Job Training	ND	ND	ND	ND	$16.23	$33,770	184%
315	49-9096	Riggers	Short-Term On-the-Job Training	ND	ND	ND	ND	ND	ND	ND
316	25-1042	Biological Science Teachers, Postsecondary	Doctoral Degree	ND	ND	ND	ND	ND	ND	ND
317	39-4021	Funeral Attendants	Short-Term On-the-Job Training	ND	ND	ND	ND	ND	ND	ND
318	15-2091	Mathematical Technicians	Master's Degree	ND	ND	ND	ND	ND	ND	ND
319	49-9061	Camera & Photographic Equip. Repairers	Moderate-Term On-the-Job Training	ND	ND	ND	ND	ND	ND	ND
320	11-9041	Engineering Managers	Bachelor's Degree Plus Exp.	29	30	1	3.4%	$38.47	$80,030	435%
321	33-9099	Protect. Serv. Workers, All Other	Short-Term On-the-Job Training	ND	ND	ND	ND	ND	ND	ND
322	13-1111	Management Analysts	Bachelor's Degree Plus Exp.	10	11	1	10.0%	$29.07	$60,460	329%
323	13-2099	Financial Specialists, All Other	Bachelor's Degree	20	21	1	5.0%	$20.39	$42,410	230%
324	25-4010	Archivists, Curators, & Museum Technicians	Master's Degree	ND	ND	ND	ND	ND	ND	ND
325	33-3031	Fish & Game Wardens	Long-Term On-the-Job Training	ND	ND	ND	ND	ND	ND	ND
326	51-9061	Inspectors, Testers, Sorters, Samplers, & Weighers	Moderate-Term On-the-Job Training	67	68	1	1.5%	$13.27	$27,600	150%
327	29-2032	Diagnostic Medical Sonographers	Associate's Degree	ND	ND	ND	ND	ND	ND	ND
328	47-2041	Carpet Installers	Moderate-Term On-the-Job Training	ND	ND	ND	ND	ND	ND	ND
329	27-1023	Floral Designers	Moderate-Term On-the-Job Training	14	15	1	7.1%	$8.60	$17,890	97%
330	33-3012	Correctional Officers & Jailers	Moderate-Term On-the-Job Training	ND	ND	ND	ND	ND	ND	ND
331	51-4072	Molding, Coremaking, & Casting Machine Setters, Oper., & Tenders, Metal & Plastic	Moderate-Term On-the-Job Training	ND	ND	ND	ND	ND	ND	ND
332	19-4041	Geological & Petroleum Technicians	Associate's Degree	ND	ND	ND	ND	$19.50	$40,570	220%
333	47-5011	Derrick Operators, Oil & Gas	Moderate-Term On-the-Job Training	ND	ND	ND	ND	$15.07	$31,350	170%
334	49-2098	Security & Fire Alarm Systems Installers	Postsecondary Vocational Training	ND	ND	ND	ND	ND	ND	ND
335	11-9061	Funeral Directors	Associate's Degree	ND	ND	ND	ND	ND	ND	ND
336	47-2121	Glaziers	Long-Term On-the-Job Training	ND	ND	ND	ND	ND	ND	ND

Table A.11: Long-Term Projected Occupational Growth in the Casper MSA[a] by Highest Net Growth, 2000 and 2010 (Continued)

Rank	SOC[b] Code and Occupation Title		Typical Education Requirements[c]	Employment 2000	Projected 2010	Change Number	Change Percent	2001 Average Wage Hourly	Annual	% of Poverty[d]
337	51-2091	Fiberglass Laminators & Fabricators	Moderate-Term On-the-Job Training	ND	ND	ND	ND	ND	ND	ND
338	47-3015	Helpers--Pipelayers, Plumbers, Pipefitters, & Steamfitters	Short-Term On-the-Job Training	ND	ND	ND	ND	ND	ND	ND
339	49-9063	Musical Instrument Repairers & Tuners	Long-Term On-the-Job Training	ND	ND	ND	ND	ND	ND	ND
340	49-9043	Maintenance Workers, Machinery	Long-Term On-the-Job Training	13	14	1	7.7%	$10.00	$20,800	113%
341	51-8031	Water & Liquid Waste Treatment Plant & System Operators	Long-Term On-the-Job Training	ND	ND	ND	ND	ND	ND	ND
342	51-9071	Jewelers & Precious Stone & Metal Workers	Postsecondary Vocational Training	ND	ND	ND	ND	ND	ND	ND
343	51-9195	Molders, Shapers, & Casters, Except Metal & Plastic	Moderate-Term On-the-Job Training	ND	ND	ND	ND	ND	ND	ND
344	15-1081	Network Systems & Data Communications Analysts	Bachelor's Degree	ND	ND	ND	ND	ND	ND	ND
345	35-3041	Food Servers, Nonrestaurant	Short-Term On-the-Job Training	ND	ND	ND	ND	ND	ND	ND
346	51-6099	Textile, Apparel, & Furnishings Workers, All Other	Moderate-Term On-the-Job Training	ND	ND	ND	ND	ND	ND	ND
347	13-2051	Financial Analysts	Bachelor's Degree	ND	ND	ND	ND	ND	ND	ND
348	25-4021	Librarians	Master's Degree	ND	ND	ND	ND	ND	ND	ND
349	49-2096	Electronic Equip. Installers & Repairers, Motor Vehicles	Postsecondary Vocational Training	ND	ND	ND	ND	ND	ND	ND
350	53-3099	Motor Vehicle Operators, All Other	Short-Term On-the-Job Training	ND	ND	ND	ND	ND	ND	ND
351	27-2041	Music Directors & Composers	Bachelor's Degree Plus Exp.	ND	ND	ND	ND	ND	ND	ND
352	49-9099	Installation, Maintenance, & Repair Workers, All Other	Short-Term On-the-Job Training	14	15	1	7.1%	$17.99	$37,410	203%
353	33-1012	First-Line Sprvsrs./Mgrs. of Police & Detectives	Exp. in a Related Occupation	ND	ND	ND	ND	ND	ND	ND
354	53-2012	Commercial Pilots	Postsecondary Vocational Training	ND	ND	ND	ND	ND	ND	ND
355	13-2071	Loan Counselors	Bachelor's Degree	ND	ND	ND	ND	ND	ND	ND
356	49-3052	Motorcycle Mechanics	Long-Term On-the-Job Training	18	19	1	5.6%	$9.95	$20,690	112%
357	19-2043	Hydrologists	Bachelor's Degree	ND	ND	ND	ND	ND	ND	ND
358	43-4011	Brokerage Clerks	Moderate-Term On-the-Job Training	ND	ND	ND	ND	ND	ND	ND
359	47-4031	Fence Erectors	Moderate-Term On-the-Job Training	ND	ND	ND	ND	ND	ND	ND
360	43-5052	Postal Service Mail Carriers	Short-Term On-the-Job Training	ND	ND	ND	ND	ND	ND	ND
361	25-9021	Farm & Home Management Advisors	Bachelor's Degree	ND	ND	ND	ND	ND	ND	ND
362	25-1081	Education Teachers, Postsecondary	Doctoral Degree	ND	ND	ND	ND	ND	ND	ND
363	11-2011	Advertising & Promotions Managers	Bachelor's Degree Plus Exp.	ND	ND	ND	ND	ND	ND	ND
364	49-3099	All Other Vehicle & Mobile Equip. Mechanics, Install., & Repairers	Moderate-Term On-the-Job Training	ND	ND	ND	ND	ND	ND	ND
365	49-3091	Bicycle Repairers	Moderate-Term On-the-Job Training	ND	ND	ND	ND	ND	ND	ND
366	15-1061	Database Administrators	Bachelor's Degree	ND	ND	ND	ND	$30.56	$63,570	345%
367	51-7021	Furniture Finishers	Long-Term On-the-Job Training	ND	ND	ND	ND	ND	ND	ND
368	49-3092	Recreational Vehicle Service Technicians	Long-Term On-the-Job Training	15	16	1	6.7%	$10.47	$21,780	118%
369	33-1011	First-Line Sprvsrs./Mgrs. of Correctional Officers	Exp. in a Related Occupation	ND	ND	ND	ND	ND	ND	ND
370	47-3012	Helpers--Carpenters	Short-Term On-the-Job Training	ND	ND	ND	ND	ND	ND	ND
371	15-1099	Computer Specialists, All Other	Postsecondary Vocational Training	13	14	1	7.7%	$13.02	$27,080	147%
372	49-2092	Electric Motor, Power Tool, & Related Repairers	Postsecondary Vocational Training	12	13	1	8.3%	$17.00	$35,350	192%

Table A.11: Long-Term Projected Occupational Growth in the Casper MSA[a] by Highest Net Growth, 2000 and 2010 (Continued)

Rank	SOC[b] Code and Occupation Title		Typical Education Requirements[c]	Employment 2000	Projected 2010	Change Number	Change Percent	2001 Average Wage Hourly	Annual	% of Poverty[d]
373	25-3011	Adult Literacy, Remedial Ed., & GED Teachers & Instructors	Bachelor's Degree	ND	ND	ND	ND	ND	ND	ND
374	25-9199	Library, Museum, Training, & Other Ed. Workers, All Other	Bachelor's Degree	ND	ND	ND	ND	ND	ND	ND
375	25-1041	Agricultural Sciences Teachers, Postsecondary	Doctoral Degree	ND	ND	ND	ND	ND	ND	ND
376	25-1065	Political Science Teachers, Postsecondary	Doctoral Degree	ND	ND	ND	ND	ND	ND	ND
377	25-1122	Communications Teachers, Postsecondary	Doctoral Degree	ND	ND	ND	ND	ND	ND	ND
378	39-3021	Motion Picture Projectionists	Short-Term On-the-Job Training	ND	ND	ND	ND	ND	ND	ND
379	51-4122	Welding, Soldering, & Brazing Machine Setters, Oper., & Tenders	Moderate-Term On-the-Job Training	ND	ND	ND	ND	ND	ND	ND
380	19-1031	Conservation Scientists	Bachelor's Degree	ND	ND	ND	ND	ND	ND	ND
381	17-2111	Health & Safety Engineers, Except Mining Safety Engrs. & Inspectors	Bachelor's Degree	ND	ND	ND	ND	ND	ND	ND
382	51-5021	Job Printers	Long-Term On-the-Job Training	16	17	1	6.3%	$12.79	$26,600	145%
383	27-1024	Graphic Designers	Bachelor's Degree	ND	ND	ND	ND	$11.73	$24,390	133%
384	21-1091	Health Educators	Master's Degree	ND	ND	ND	ND	ND	ND	ND
385	53-6031	Service Station Attendants	Short-Term On-the-Job Training	ND	ND	ND	ND	ND	ND	ND
386	13-1072	Compensation, Benefits, & Job Analysis Specialists	Bachelor's Degree	ND	ND	ND	ND	$33.61	$69,910	380%
387	49-9095	Manufactured Building & Mobile Home Installers	Moderate-Term On-the-Job Training	ND	ND	ND	ND	ND	ND	ND
388	47-3013	Helpers--Electricians	Short-Term On-the-Job Training	ND	ND	ND	ND	ND	ND	ND
389	47-3014	Helpers--Painters, Paperhangers, Plasterers, & Stucco Masons	Short-Term On-the-Job Training	ND	ND	ND	ND	ND	ND	ND
390	49-3011	Aircraft Mechanics & Service Technicians	Postsecondary Vocational Training	ND	ND	ND	ND	ND	ND	ND
391	13-1061	Emergency Management Specialists	Exp. in a Related Occupation	ND	ND	ND	ND	ND	ND	ND
392	47-2082	Tapers	Moderate-Term On-the-Job Training	ND	ND	ND	ND	ND	ND	ND
393	51-4023	Rolling Machine Setters, Oper., & Tenders, Metal & Plastic	Moderate-Term On-the-Job Training	ND	ND	ND	ND	ND	ND	ND
394	25-1052	Chemistry Teachers, Postsecondary	Doctoral Degree	ND	ND	ND	ND	ND	ND	ND
395	25-1054	Physics Teachers, Postsecondary	Doctoral Degree	ND	ND	ND	ND	ND	ND	ND
396	25-1066	Psychology Teachers, Postsecondary	Doctoral Degree	ND	ND	ND	ND	ND	ND	ND
397	39-9041	Residential Advisors	Moderate-Term On-the-Job Training	ND	ND	ND	ND	ND	ND	ND
398	41-9022	Real Estate Sales Agents	Postsecondary Vocational Training	ND	ND	ND	ND	$24.89	$51,780	281%
399	53-1011	Aircraft Cargo Handling Supervisors	Exp. in a Related Occupation	ND	ND	ND	ND	ND	ND	ND
400	15-1032	Computer Software Engineers, Systems Software	Bachelor's Degree	ND	ND	ND	ND	ND	ND	ND
401	49-9091	Coin, Vending, & Amusement Machine Servicers & Repairers	Moderate-Term On-the-Job Training	ND	ND	ND	ND	ND	ND	ND
402	13-2021	Appraisers & Assessors of Real Estate	Postsecondary Vocational Training	ND	ND	ND	ND	ND	ND	ND
403	33-3021	Detectives & Criminal Investigators	Exp. in a Related Occupation	13	14	1	7.7%	$22.62	$47,050	256%
404	51-6031	Sewing Machine Operators	Moderate-Term On-the-Job Training	22	23	1	4.5%	$7.58	$15,770	86%
405	27-1026	Merchandise Displayers & Window Trimmers	Moderate-Term On-the-Job Training	ND	ND	ND	ND	ND	ND	ND
406	13-1021	Purchasing Agents & Buyers, Farm Prod.	Exp. in a Related Occupation	ND	ND	ND	ND	ND	ND	ND

Table A.11: Long-Term Projected Occupational Growth in the Casper MSA[a] by Highest Net Growth, 2000 and 2010 (Continued)

Rank	SOC[b] Code and Occupation Title		Typical Education Requirements[c]	Employment 2000	Projected 2010	Change Number	Change Percent	2001 Average Wage Hourly	Annual	% of Poverty[d]
407	13-1041	Compliance Officers, Except Agriculture, Construction, Health & Safety, & Transportation	Long-Term On-the-Job Training	22	22	0	0.0%	$26.77	$55,680	303%
408	27-2042	Musicians & Singers	Long-Term On-the-Job Training	ND	ND	ND	ND	ND	ND	ND
409	27-2099	Entertainers & Performers, Sports & Related Workers, All Other	Long-Term On-the-Job Training	ND	ND	ND	ND	ND	ND	ND
410	39-4011	Embalmers	Postsecondary Vocational Training	ND	ND	ND	ND	ND	ND	ND
411	51-6052	Tailors, Dressmakers, & Custom Sewers	Exp. in a Related Occupation	ND	ND	ND	ND	ND	ND	ND
412	25-9011	Audio-Visual Collections Specialists	Moderate-Term On-the-Job Training	ND	ND	ND	ND	ND	ND	ND
413	41-3041	Travel Agents	Postsecondary Vocational Training	30	30	0	0.0%	$9.75	$20,290	110%
414	51-3011	Bakers	Long-Term On-the-Job Training	ND	ND	ND	ND	$6.83	$14,200	77%
415	29-2033	Nuclear Medicine Technologists	Associate's Degree	ND	ND	ND	ND	ND	ND	ND
416	29-1125	Recreational Therapists	Bachelor's Degree	ND	ND	ND	ND	ND	ND	ND
417	21-2011	Clergy	First Professional Degree	ND	ND	ND	ND	ND	ND	ND
418	29-1066	Psychiatrists	First Professional Degree	ND	ND	ND	ND	ND	ND	ND
419	29-2054	Respiratory Therapy Technicians	Postsecondary Vocational Training	ND	ND	ND	ND	ND	ND	ND
420	51-6041	Shoe & Leather Workers & Repairers	Long-Term On-the-Job Training	ND	ND	ND	ND	ND	ND	ND
421	29-9010	Occupational Health & Safety Specialists & Technicians	Bachelor's Degree	ND	ND	ND	ND	ND	ND	ND
422	51-9123	Painting, Coating, & Decorating Workers	Short-Term On-the-Job Training	ND	ND	ND	ND	ND	ND	ND
423	33-9021	Private Detectives & Investigators	Exp. in a Related Occupation	ND	ND	ND	ND	ND	ND	ND
424	47-5013	Service Unit Operators, Oil, Gas, & Mining	Moderate-Term On-the-Job Training	ND	ND	ND	ND	$17.90	$37,240	202%
425	13-2081	Tax Examiners, Collectors, & Revenue Agents	Bachelor's Degree	ND	ND	ND	ND	ND	ND	ND
426	53-6021	Parking Lot Attendants	Short-Term On-the-Job Training	ND	ND	ND	ND	ND	ND	ND
427	29-1062	Family & General Practitioners	First Professional Degree	ND	ND	ND	ND	ND	ND	ND
428	29-1065	Pediatricians, General	First Professional Degree	ND	ND	ND	ND	ND	ND	ND
429	25-1021	Computer Science Teachers, Postsecondary	Doctoral Degree	ND	ND	ND	ND	ND	ND	ND
430	25-1061	Anthropology & Archeology Teachers, Postsecondary	Doctoral Degree	ND	ND	ND	ND	ND	ND	ND
431	25-1064	Geography Teachers, Postsecondary	Doctoral Degree	ND	ND	ND	ND	ND	ND	ND
432	27-2022	Coaches & Scouts	Long-Term On-the-Job Training	ND	ND	ND	ND	ND	ND	ND
433	43-9071	Office Machine Operators, Except Computer	Short-Term On-the-Job Training	ND	ND	ND	ND	ND	ND	ND
434	53-2021	Air Traffic Controllers	Long-Term On-the-Job Training	ND	ND	ND	ND	ND	ND	ND
435	49-9031	Home Appliance Repairers	Long-Term On-the-Job Training	ND	ND	ND	ND	ND	ND	ND
436	51-2021	Coil Winders, Tapers, & Finishers	Short-Term On-the-Job Training	ND	ND	ND	ND	ND	ND	ND
437	45-9099	Farm., Fishing, & Forestry Workers, All Other	Moderate-Term On-the-Job Training	ND	ND	ND	ND	ND	ND	ND
438	35-3022	Counter Attend., Cafeteria, Food Concession, & Coffee Shop	Short-Term On-the-Job Training	64	64	0	0.0%	$7.18	$14,930	81%
439	23-1021	Administrative Law Judges, Adjudicators, & Hearing Officers	Bachelor's Degree Plus Exp.	ND	ND	ND	ND	ND	ND	ND
440	53-7073	Wellhead Pumpers	Moderate-Term On-the-Job Training	ND	ND	ND	ND	ND	ND	ND
441	17-3027	Mechanical Engineering Technicians	Associate's Degree	ND	ND	ND	ND	ND	ND	ND
442	17-3024	Electro-Mechanical Technicians	Associate's Degree	ND	ND	ND	ND	ND	ND	ND

Table A.11: Long-Term Projected Occupational Growth in the Casper MSA[a] by Highest Net Growth, 2000 and 2010 (Continued)

Rank	SOC[b] Code and Occupation Title		Typical Education Requirements[c]	Employment 2000	Projected 2010	Change Number	Change Percent	2001 Average Wage Hourly	Annual	% of Poverty[d]
443	29-2091	Orthotists & Prosthetists	Bachelor's Degree	ND	ND	ND	ND	ND	ND	ND
444	47-4011	Construction & Building Inspectors	Exp. in a Related Occupation	ND	ND	ND	ND	ND	ND	ND
445	49-3051	Motorboat Mechanics	Long-Term On-the-Job Training	ND	ND	ND	ND	ND	ND	ND
446	13-1121	Meeting & Convention Planners	Bachelor's Degree	ND	ND	ND	ND	ND	ND	ND
447	19-2012	Physicists	Doctoral Degree	ND	ND	ND	ND	ND	ND	ND
448	29-1020	Dentists	First Professional Degree	ND	ND	ND	ND	ND	ND	ND
449	29-1199	Health Diagnosing & Treating Practitioners, All Other	First Professional Degree	ND	ND	ND	ND	ND	ND	ND
450	43-5053	Postal Service Mail Sorters, Processors, & Processing Machine Operators	Short-Term On-the-Job Training	ND	ND	ND	ND	ND	ND	ND
451	43-3061	Procurement Clerks	Short-Term On-the-Job Training	ND	ND	ND	ND	ND	ND	ND
452	47-3019	Helpers, Construction Trades, All Other	Short-Term On-the-Job Training	ND	ND	ND	ND	ND	ND	ND
453	25-1032	Engineering Teachers, Postsecondary	Doctoral Degree	ND	ND	ND	ND	ND	ND	ND
454	25-1053	Environmental Science Teachers, Postsecondary	Doctoral Degree	ND	ND	ND	ND	ND	ND	ND
455	25-1063	Economics Teachers, Postsecondary	Doctoral Degree	ND	ND	ND	ND	ND	ND	ND
456	25-1067	Sociology Teachers, Postsecondary	Doctoral Degree	ND	ND	ND	ND	ND	ND	ND
457	25-1113	Social Work Teachers, Postsecondary	Doctoral Degree	ND	ND	ND	ND	ND	ND	ND
458	25-1124	Foreign Language & Literature Teachers, Postsecondary	Doctoral Degree	ND	ND	ND	ND	ND	ND	ND
459	25-1125	History Teachers, Postsecondary	Doctoral Degree	ND	ND	ND	ND	ND	ND	ND
460	25-1126	Philosophy & Religion Teachers, Postsecondary	Doctoral Degree	ND	ND	ND	ND	ND	ND	ND
461	25-1193	Recreation & Fitness Studies Teachers, Postsecondary	Doctoral Degree	ND	ND	ND	ND	ND	ND	ND
462	51-8092	Gas Plant Operators	Long-Term On-the-Job Training	ND	ND	ND	ND	ND	ND	ND
463	47-2042	Floor Layers, Except Carpet, Wood, & Hard Tiles	Moderate-Term On-the-Job Training	ND	ND	ND	ND	ND	ND	ND
464	17-2081	Environmental Engineers	Bachelor's Degree	ND	ND	ND	ND	ND	ND	ND
465	33-9011	Animal Control Workers	Moderate-Term On-the-Job Training	ND	ND	ND	ND	ND	ND	ND
466	43-5031	Police, Fire, & Ambulance Dispatchers	Moderate-Term On-the-Job Training	ND	ND	ND	ND	ND	ND	ND
467	51-4193	Plating & Coating Machine Setters, Oper., & Tenders, Metal & Plastic	Moderate-Term On-the-Job Training	ND	ND	ND	ND	ND	ND	ND
468	19-2099	Physical Scientists, All Other	Bachelor's Degree	ND	ND	ND	ND	ND	ND	ND
469	27-3099	Media & Communication Workers, All Other	Long-Term On-the-Job Training	ND	ND	ND	ND	ND	ND	ND
470	53-6041	Traffic Technicians	Short-Term On-the-Job Training	ND	ND	ND	ND	ND	ND	ND
471	45-1011	First-Line Sprvsrs./Mgrs. of Farm., Fishing, & Forestry Workers	Exp. in a Related Occupation	ND	ND	ND	ND	ND	ND	ND
472	17-3026	Industrial Engineering Technicians	Associate's Degree	ND	ND	ND	ND	ND	ND	ND
473	53-2011	Airline Pilots, Copilots, & Flight Engineers	Bachelor's Degree	ND	ND	ND	ND	ND	ND	ND
474	15-2041	Statisticians	Master's Degree	ND	ND	ND	ND	ND	ND	ND
475	17-2112	Industrial Engineers	Bachelor's Degree	ND	ND	ND	ND	ND	ND	ND
476	33-1021	First-Line Sprvsrs./Mgrs. of Fire Fighting & Prevention Workers	Exp. in a Related Occupation	ND	ND	ND	ND	ND	ND	ND
477	43-5051	Postal Service Clerks	Short-Term On-the-Job Training	ND	ND	ND	ND	ND	ND	ND
478	19-3092	Geographers	Master's Degree	ND	ND	ND	ND	ND	ND	ND

Table A.11: Long-Term Projected Occupational Growth in the Casper MSA[a] by Highest Net Growth, 2000 and 2010 (Continued)

Rank	SOC[b] Code and Occupation Title		Typical Education Requirements[c]	Employment 2000	Projected 2010	Change Number	Change Percent	2001 Average Wage Hourly	Annual	% of Poverty[d]
479	51-9041	Extruding, Forming, Pressing, & Compacting Machine Setters, Oper., & Tenders	Moderate-Term On-the-Job Training	ND	ND	ND	ND	ND	ND	ND
480	33-2021	Fire Inspectors & Investigators	Exp. in a Related Occupation	ND	ND	ND	ND	ND	ND	ND
481	19-1099	Life Scientists, All Other	Bachelor's Degree	ND	ND	ND	ND	ND	ND	ND
482	51-8012	Power Distributors & Dispatchers	Long-Term On-the-Job Training	ND	ND	ND	ND	ND	ND	ND
483	11-9131	Postmasters & Mail Superintendents	Exp. in a Related Occupation	ND	ND	ND	ND	ND	ND	ND
484	13-2041	Credit Analysts	Bachelor's Degree	ND	ND	ND	ND	ND	ND	ND
485	51-6093	Upholsterers	Long-Term On-the-Job Training	ND	ND	ND	ND	ND	ND	ND
486	19-3051	Urban & Regional Planners	Master's Degree	ND	ND	ND	ND	ND	ND	ND
487	43-4121	Library Assistants, Clerical	Short-Term On-the-Job Training	ND	ND	ND	ND	ND	ND	ND
488	25-3999	All Other Teachers, Primary, Secondary, & Adult	Bachelor's Degree	ND	ND	ND	ND	ND	ND	ND
489	19-4093	Forest & Conservation Technicians	Associate's Degree	ND	ND	ND	ND	ND	ND	ND
490	17-2151	Mining & Geological Engineers, Incl. Mining Safety Engrs.	Bachelor's Degree	ND	ND	ND	ND	ND	ND	ND
491	23-2092	Law Clerks	Bachelor's Degree	ND	ND	ND	ND	ND	ND	ND
492	53-6051	Transportation Inspectors	Exp. in a Related Occupation	ND	ND	ND	ND	ND	ND	ND
493	43-9022	Word Processors & Typists	Moderate-Term On-the-Job Training	ND	ND	ND	ND	ND	ND	ND
494	41-9021	Real Estate Brokers	Exp. in a Related Occupation	ND	ND	ND	ND	ND	ND	ND
495	19-1010	Agricultural & Food Scientists	Bachelor's Degree	ND	ND	ND	ND	ND	ND	ND
496	19-3099	Social Scientists & Related Workers, All Other	Master's Degree	ND	ND	ND	ND	ND	ND	ND
497	33-3011	Bailiffs	Moderate-Term On-the-Job Training	ND	ND	ND	ND	ND	ND	ND
498	33-3041	Parking Enforcement Workers	Short-Term On-the-Job Training	ND	ND	ND	ND	ND	ND	ND
499	43-5011	Cargo & Freight Agents	Moderate-Term On-the-Job Training	ND	ND	ND	ND	ND	ND	ND
500	17-2061	Computer Hardware Engineers	Bachelor's Degree	ND	ND	ND	ND	ND	ND	ND
501	13-2061	Financial Examiners	Bachelor's Degree	ND	ND	ND	ND	ND	ND	ND
502	17-2021	Agricultural Engineers	Bachelor's Degree	ND	ND	ND	ND	ND	ND	ND
503	19-1023	Zoologists & Wildlife Biologists	Doctoral Degree	ND	ND	ND	ND	ND	ND	ND
504	27-3042	Technical Writers	Bachelor's Degree	ND	ND	ND	ND	ND	ND	ND
505	27-3091	Interpreters & Translators	Long-Term On-the-Job Training	ND	ND	ND	ND	ND	ND	ND
506	31-9095	Pharmacy Aides	Short-Term On-the-Job Training	ND	ND	ND	ND	ND	ND	ND
507	45-2093	Farmworkers, Farm & Ranch Animals	Short-Term On-the-Job Training	ND	ND	ND	ND	ND	ND	ND
508	49-9052	Telecommunications Line Installers & Repairers	Long-Term On-the-Job Training	20	20	0	0.0%	$12.97	$26,970	147%
509	51-4034	Lathe & Turning Machine Tool Setters, Oper., & Tenders, Metal & Plastic	Moderate-Term On-the-Job Training	ND	ND	ND	ND	ND	ND	ND
510	51-9111	Packaging & Filling Machine Operators & Tenders	Short-Term On-the-Job Training	23	23	0	0.0%	$8.28	$17,230	94%
511	43-5199	All Other Material Recording, Scheduling, Dispatching, & Distributing Workers	Short-Term On-the-Job Training	ND	ND	ND	ND	$10.42	$21,660	118%
512	43-5041	Meter Readers, Utilities	Short-Term On-the-Job Training	ND	ND	ND	ND	ND	ND	ND
513	49-3043	Rail Car Repairers	Long-Term On-the-Job Training	ND	ND	ND	ND	ND	ND	ND
514	17-2131	Materials Engineers	Bachelor's Degree	ND	ND	ND	ND	ND	ND	ND

Table A.11: Long-Term Projected Occupational Growth in the Casper MSA[a] by Highest Net Growth, 2000 and 2010 (Continued)

Rank	SOC[b] Code and Occupation Title		Typical Education Requirements[c]	Employment 2000	Projected 2010	Change Number	Change Percent	2001 Average Wage Hourly	Annual	% of Poverty[d]
515	13-1032	Insurance Appraisers, Auto Damage	Long-Term On-the-Job Training	ND	ND	ND	ND	ND	ND	ND
516	51-5022	Prepress Technicians & Workers	Long-Term On-the-Job Training	ND	ND	ND	ND	ND	ND	ND
517	51-5011	Bindery Workers	Moderate-Term On-the-Job Training	ND	ND	ND	ND	ND	ND	ND
518	19-2021	Atmospheric & Space Scientists	Bachelor's Degree	ND	ND	ND	ND	ND	ND	ND
519	27-4032	Film & Video Editors	Bachelor's Degree	ND	ND	ND	ND	ND	ND	ND
520	51-5023	Printing Machine Operators	Moderate-Term On-the-Job Training	13	13	0	0.0%	$11.80	$24,550	133%
521	51-8099	Plant & System Operators, All Other	Long-Term On-the-Job Training	ND	ND	ND	ND	ND	ND	ND
522	19-2032	Materials Scientists	Bachelor's Degree	ND	ND	ND	ND	ND	ND	ND
523	27-3043	Writers & Authors	Bachelor's Degree	ND	ND	ND	ND	ND	ND	ND
524	27-3041	Editors	Bachelor's Degree	ND	ND	ND	ND	ND	ND	ND
525	43-2021	Telephone Operators	Short-Term On-the-Job Training	ND	ND	ND	ND	ND	ND	ND
526	17-2072	Electronics Engineers, Except Computer	Bachelor's Degree	ND	ND	ND	ND	ND	ND	ND
527	49-9044	Millwrights	Long-Term On-the-Job Training	ND	ND	ND	ND	ND	ND	ND
528	51-3022	Meat, Poultry, & Fish Cutters & Trimmers	Short-Term On-the-Job Training	ND	ND	ND	ND	ND	ND	ND
529	17-2041	Chemical Engineers	Bachelor's Degree	ND	ND	ND	ND	ND	ND	ND
530	41-9031	Sales Engineers	Bachelor's Degree	ND	ND	ND	ND	ND	ND	ND
531	47-2071	Paving, Surfacing, & Tamping Equip. Operators	Moderate-Term On-the-Job Training	ND	ND	ND	ND	ND	ND	ND
532	51-7041	Sawing Machine Setters, Oper., & Tenders, Wood	Moderate-Term On-the-Job Training	ND	ND	ND	ND	ND	ND	ND
533	27-4031	Camera Operators, Television, Video, & Motion Picture	Moderate-Term On-the-Job Training	ND	ND	ND	ND	ND	ND	ND
534	49-9012	Control & Valve Install. & Repairers, Except Mech. Door	Moderate-Term On-the-Job Training	ND	ND	ND	ND	ND	ND	ND
535	47-2151	Pipelayers	Moderate-Term On-the-Job Training	ND	ND	ND	ND	ND	ND	ND
536	51-3099	All Other Food Processing Workers	Short-Term On-the-Job Training	ND	ND	ND	ND	ND	ND	ND
537	47-2073	Operating Engineers & Other Constr. Equip. Operators	Moderate-Term On-the-Job Training	114	113	-1	-0.9%	$14.80	$30,790	167%
538	17-2071	Electrical Engineers	Bachelor's Degree	11	10	-1	-9.1%	$30.60	$63,640	346%
539	19-4091	Environmental Science & Protection Techs., Incl. Health	Associate's Degree	ND	ND	ND	ND	ND	ND	ND
540	13-2053	Insurance Underwriters	Bachelor's Degree	ND	ND	ND	ND	ND	ND	ND
541	53-7072	Pump Operators, Except Wellhead Pumpers	Moderate-Term On-the-Job Training	ND	ND	ND	ND	ND	ND	ND
542	51-8013	Power Plant Operators	Long-Term On-the-Job Training	ND	ND	ND	ND	ND	ND	ND
543	51-3092	Food Batchmakers	Short-Term On-the-Job Training	10	9	-1	-10.0%	$6.65	$13,830	75%
544	51-7042	Woodworking Machine Setters, Oper., & Tenders, Except Sawing	Moderate-Term On-the-Job Training	ND	ND	ND	ND	ND	ND	ND
545	41-9091	Door-To-Door Sales Workers, News & Street Vendors, & Related Workers	Short-Term On-the-Job Training	ND	ND	ND	ND	ND	ND	ND
546	37-3013	Tree Trimmers & Pruners	Short-Term On-the-Job Training	ND	ND	ND	ND	ND	ND	ND
547	17-3023	Electrical & Electronic Engineering Technicians	Associate's Degree	19	18	-1	-5.3%	$19.09	$39,700	216%
548	51-9023	Mixing & Blending Machine Setters, Oper., & Tenders	Moderate-Term On-the-Job Training	ND	ND	ND	ND	ND	ND	ND
549	49-2095	Electrical & Electronics Repairers, Powerhouse, Substation, & Relay	Postsecondary Vocational Training	ND	ND	ND	ND	ND	ND	ND
550	53-7081	Refuse & Recyclable Material Collectors	Short-Term On-the-Job Training	ND	ND	ND	ND	ND	ND	ND
551	13-1031	Claims Adjusters, Examiners, & Investigators	Long-Term On-the-Job Training	ND	ND	ND	ND	ND	ND	ND

Table A.11: Long-Term Projected Occupational Growth in the Casper MSA[a] by Highest Net Growth, 2000 and 2010 (Continued)

Rank	SOC[b] Code and Occupation Title		Typical Education Requirements[c]	Employment 2000	Projected 2010	Change Number	Change Percent	2001 Average Wage Hourly	Annual	% of Poverty[d]
552	27-4012	Broadcast Technicians	Postsecondary Vocational Training	ND	ND	ND	ND	ND	ND	ND
553	51-9051	Furnace, Kiln, Oven, Drier, & Kettle Operators & Tenders	Moderate-Term On-the-Job Training	ND	ND	ND	ND	ND	ND	ND
554	27-4011	Audio & Video Equip. Technicians	Long-Term On-the-Job Training	ND	ND	ND	ND	$6.92	$14,380	78%
555	23-2093	Title Examiners, Abstractors, & Searchers	Moderate-Term On-the-Job Training	28	25	-3	-10.7%	$15.13	$31,460	171%
556	27-3020	News Analysts, Reporters & Correspondents	Long-Term On-the-Job Training	ND	ND	ND	ND	$14.06	$29,250	159%
557	41-3011	Advertising Sales Agents	Moderate-Term On-the-Job Training	55	50	-5	-9.1%	$11.65	$24,230	132%
558	27-3010	Announcers	Long-Term On-the-Job Training	ND	ND	ND	ND	$8.40	$17,480	95%
559	49-9051	Electrical Power-Line Installers & Repairers	Long-Term On-the-Job Training	ND	ND	ND	ND	ND	ND	ND
560	27-2012	Producers & Directors	Bachelor's Degree Plus Exp.	ND	ND	ND	ND	NA	$16,410	89%
561	27-4099	Media & Communication Equip. Workers, All Other	Moderate-Term On-the-Job Training	ND	ND	ND	ND	$10.66	$22,180	121%
562	49-2022	Telecomm. Equip. Install. & Repairers, Except Line Installers	Postsecondary Vocational Training	ND	ND	ND	ND	ND	ND	ND
563	51-8093	Petroleum Pump System Oper., Refinery Oper., & Gaugers	Long-Term On-the-Job Training	133	125	-8	-6.0%	$23.55	$48,990	266%
564	43-9041	Insurance Claims & Policy Processing Clerks	Moderate-Term On-the-Job Training	55	45	-10	-18.2%	$12.77	$26,570	144%
565	41-3021	Insurance Sales Agents	Bachelor's Degree	66	54	-12	-18.2%	$21.94	$45,630	248%
566	47-5021	Earth Drillers, Except Oil & Gas	Moderate-Term On-the-Job Training	ND	ND	ND	ND	ND	ND	ND
567	51-4033	Grinding, Lapping, Polishing, & Buffing Machine Tool Setters, Oper., & Tenders, Metal & Plastic	Moderate-Term On-the-Job Training	104	83	-21	-20.2%	$8.36	$17,390	95%
568	47-5081	Helpers--Extraction Workers	Short-Term On-the-Job Training	ND	ND	ND	ND	$14.33	$29,810	162%
		Total		**30,950**	**36,400**	**5,450**	**17.6%**	**$13.63**	**$28,720**	**156%**

[a]Metropolitan Statistical Area.
[b]Standard Occupational Classification.
[c]As determined by the U.S. Department of Labor, Bureau of Labor Statistics.
[d]Based on $18,400 annually for a family of four (100% of the 2003 federal poverty guideline).
NA - No hourly wage available; annual only.
ND - Not disclosable due to confidentiality of information.

Table A.12: Long-Term Projected Occupational Growth in the Casper MSA[a] by Occupational Title, 2000 and 2010

SOC[b] Code	Occupation Title	Typical Education Requirements[c]	Employment 2000	Employment Projected 2010	Change Number	Change Percent	2001 Average Wage Hourly	Annual	% of Poverty[d]
13-2011	Accountants & Auditors	Bachelor's Degree	214	261	47	22.0%	$22.32	$46,420	252%
23-1021	Administrative Law Judges, Adjudicators, & Hearing Officers	Bachelor's Degree Plus Exp.	ND	ND	ND	ND	ND	ND	ND
11-3011	Administrative Services Managers	Bachelor's Degree Plus Exp.	68	81	13	19.1%	$20.90	$43,480	236%
25-3011	Adult Literacy, Remedial Ed., & GED Teachers & Instructors	Bachelor's Degree Plus Exp.	ND	ND	ND	ND	ND	ND	ND
11-2011	Advertising & Promotions Managers	Bachelor's Degree Plus Exp.	ND	ND	ND	ND	ND	ND	ND
41-3011	Advertising Sales Agents	Moderate-Term On-the-Job Training	55	50	-5	-9.1%	$11.65	$24,230	132%
19-1010	Agricultural & Food Scientists	Bachelor's Degree	ND	ND	ND	ND	ND	ND	ND
17-2021	Agricultural Engineers	Bachelor's Degree	ND	ND	ND	ND	ND	ND	ND
25-1041	Agricultural Sciences Teachers, Postsecondary	Doctoral Degree	ND	ND	ND	ND	ND	ND	ND
53-2021	Air Traffic Controllers	Long-Term On-the-Job Training	ND	ND	ND	ND	ND	ND	ND
53-1011	Aircraft Cargo Handling Supervisors	Exp. in a Related Occupation	ND	ND	ND	ND	ND	ND	ND
49-3011	Aircraft Mechanics & Service Technicians	Postsecondary Vocational Training	ND	ND	ND	ND	ND	ND	ND
53-2011	Airline Pilots, Copilots, & Flight Engineers	Bachelor's Degree	ND	ND	ND	ND	ND	ND	ND
37-9099	All Other Bldg. & Grounds Cleaning & Mainten. Workers	Short-Term On-the-Job Training	ND	ND	ND	ND	$9.08	$18,880	103%
47-4999	All Other Construction Trades & Related Workers	Moderate-Term On-the-Job Training	ND	ND	ND	ND	ND	ND	ND
21-9099	All Other Counselors, Social & Religious Workers	Bachelor's Degree	88	99	11	12.5%	$15.27	$31,750	173%
17-3099	All Other Drafters, Engineering, & Mapping Technicians	Associate's Degree	41	46	5	12.2%	$16.88	$35,110	191%
49-2099	All Other Electrical & Electr. Equip. Mechanics, Install., & Repairers	Postsecondary Vocational Training	ND	ND	ND	ND	ND	ND	ND
43-4999	All Other Financial, Information, & Record Clerks	Short-Term On-the-Job Training	79	96	17	21.5%	$13.55	$28,190	153%
51-3099	All Other Food Processing Workers	Short-Term On-the-Job Training	ND	ND	ND	ND	ND	ND	ND
39-3199	All Other Gaming Workers	Moderate-Term On-the-Job Training	ND	ND	ND	ND	ND	ND	ND
23-9099	All Other Legal & Related Workers	Bachelor's Degree	ND	ND	ND	ND	$18.05	$37,550	204%
43-5199	All Other Material Recording, Scheduling, Dispatching, & Distributing Workers	Short-Term On-the-Job Training	ND	ND	ND	ND	$10.42	$21,660	118%
51-5099	All Other Printing Workers	Moderate-Term On-the-Job Training	ND	ND	ND	ND	ND	ND	ND
43-9999	All Other Secretaries, Admin. Asst., & Other Office Supp. Workers	Short-Term On-the-Job Training	ND	ND	ND	ND	ND	ND	ND
25-3999	All Other Teachers, Primary, Secondary, & Adult	Bachelor's Degree	ND	ND	ND	ND	ND	ND	ND
49-3099	All Other Vehicle & Mobile Equip. Mechanics, Install., & Repairers	Moderate-Term On-the-Job Training	ND	ND	ND	ND	ND	ND	ND
39-3091	Amusement & Recreation Attendants	Short-Term On-the-Job Training	34	40	6	17.6%	$7.82	$16,270	88%
33-9011	Animal Control Workers	Moderate-Term On-the-Job Training	ND	ND	ND	ND	ND	ND	ND
27-3010	Announcers	Long-Term On-the-Job Training	ND	ND	ND	ND	$8.40	$17,480	95%
19-3091	Anthropologists & Archeologists	Master's Degree	ND	ND	ND	ND	ND	ND	ND
25-1061	Anthropology & Archeology Teachers, Postsecondary	Doctoral Degree	ND	ND	ND	ND	ND	ND	ND
13-2021	Appraisers & Assessors of Real Estate	Postsecondary Vocational Training	ND	ND	ND	ND	ND	ND	ND
17-1011	Architects, Except Landscape & Naval	Bachelor's Degree	ND	ND	ND	ND	ND	ND	ND
17-3011	Architectural & Civil Drafters	Postsecondary Vocational Training	17	27	10	58.8%	$14.25	$29,630	161%
25-4010	Archivists, Curators, & Museum Technicians	Master's Degree	ND	ND	ND	ND	ND	ND	ND

Table A.12: Long-Term Projected Occupational Growth in the Casper MSA[a] by Occupational Title, 2000 and 2010 (Continued)

SOC[b] Code and Occupation Title		Typical Education Requirements[c]	Employment 2000	Projected 2010	Change Number	Change Percent	2001 Average Wage Hourly	Annual	% of Poverty[d]
25-1121	Art, Drama, & Music Teachers, Postsecondary	Doctoral Degree	ND	ND	ND	ND	ND	ND	ND
51-2099	Assemblers & Fabricators, All Other	Moderate-Term On-the-Job Training	37	43	6	16.2%	$10.24	$21,290	116%
19-2021	Atmospheric & Space Scientists	Bachelor's Degree	ND	ND	ND	ND	ND	ND	ND
27-4011	Audio & Video Equip. Technicians	Long-Term On-the-Job Training	ND	ND	ND	ND	$6.92	$14,380	78%
25-9011	Audio-Visual Collections Specialists	Moderate-Term On-the-Job Training	ND	ND	ND	ND	ND	ND	ND
49-3021	Automotive Body & Related Repairers	Long-Term On-the-Job Training	99	124	25	25.3%	$11.50	$23,920	130%
49-3022	Automotive Glass Installers & Repairers	Long-Term On-the-Job Training	ND	ND	ND	ND	ND	ND	ND
49-3023	Automotive Service Technicians & Mechanics	Postsecondary Vocational Training	248	275	27	10.9%	$11.66	$24,240	132%
33-3011	Bailiffs	Moderate-Term On-the-Job Training	ND	ND	ND	ND	ND	ND	ND
51-3011	Bakers	Long-Term On-the-Job Training	ND	ND	ND	ND	$6.83	$14,200	77%
35-3011	Bartenders	Short-Term On-the-Job Training	124	145	21	16.9%	$7.40	$15,390	84%
49-3091	Bicycle Repairers	Moderate-Term On-the-Job Training	ND	ND	ND	ND	ND	ND	ND
43-3011	Bill & Account Collectors	Short-Term On-the-Job Training	84	112	28	33.3%	$11.22	$23,330	127%
43-3021	Billing & Posting Clerks & Machine Operators	Short-Term On-the-Job Training	81	91	10	12.3%	$10.77	$22,390	122%
51-5011	Bindery Workers	Moderate-Term On-the-Job Training	ND	ND	ND	ND	ND	ND	ND
25-1042	Biological Science Teachers, Postsecondary	Doctoral Degree	ND	ND	ND	ND	ND	ND	ND
19-4021	Biological Technicians	Associate's Degree	ND	ND	ND	ND	ND	ND	ND
43-3031	Bookkeeping, Accounting, & Auditing Clerks	Moderate-Term On-the-Job Training	583	700	117	20.1%	$11.14	$23,180	126%
47-2021	Brickmasons & Blockmasons	Long-Term On-the-Job Training	ND	ND	ND	ND	ND	ND	ND
27-4012	Broadcast Technicians	Postsecondary Vocational Training	ND	ND	ND	ND	ND	ND	ND
43-4011	Brokerage Clerks	Moderate-Term On-the-Job Training	ND	ND	ND	ND	ND	ND	ND
13-2031	Budget Analysts	Bachelor's Degree	ND	ND	ND	ND	$26.04	$54,170	294%
49-3031	Bus & Truck Mechanics & Diesel Engine Specialists	Postsecondary Vocational Training	222	265	43	19.4%	$16.70	$34,730	189%
53-3022	Bus Drivers, School	Short-Term On-the-Job Training	ND	ND	ND	ND	ND	ND	ND
53-3021	Bus Drivers, Transit & Intercity	Moderate-Term On-the-Job Training	ND	ND	ND	ND	ND	ND	ND
13-1199	Business Operations Specialists, All Other	Bachelor's Degree	144	158	14	9.7%	$20.34	$42,310	230%
25-1011	Business Teachers, Postsecondary	Doctoral Degree	ND	ND	ND	ND	ND	ND	ND
51-3021	Butchers & Meat Cutters	Long-Term On-the-Job Training	50	63	13	26.0%	$10.18	$21,170	115%
51-7011	Cabinetmakers & Bench Carpenters	Long-Term On-the-Job Training	51	56	5	9.8%	$11.60	$24,120	131%
49-9061	Camera & Photographic Equip. Repairers	Moderate-Term On-the-Job Training	ND	ND	ND	ND	ND	ND	ND
27-4031	Camera Operators, Television, Video, & Motion Picture	Moderate-Term On-the-Job Training	ND	ND	ND	ND	ND	ND	ND
29-2031	Cardiovascular Technologists & Technicians	Associate's Degree	ND	ND	ND	ND	ND	ND	ND
43-5011	Cargo & Freight Agents	Moderate-Term On-the-Job Training	ND	ND	ND	ND	ND	ND	ND
47-2031	Carpenters	Long-Term On-the-Job Training	166	186	20	12.0%	$14.75	$30,680	167%
47-2041	Carpet Installers	Moderate-Term On-the-Job Training	ND	ND	ND	ND	ND	ND	ND
41-2011	Cashiers	Short-Term On-the-Job Training	747	854	107	14.3%	$7.05	$14,660	80%
47-2051	Cement Masons & Concrete Finishers	Long-Term On-the-Job Training	ND	ND	ND	ND	$12.60	$26,200	142%
35-1011	Chefs & Head Cooks	Postsecondary Vocational Training	ND	ND	ND	ND	$8.39	$17,440	95%
17-2041	Chemical Engineers	Bachelor's Degree	ND	ND	ND	ND	ND	ND	ND
19-4031	Chemical Technicians	Associate's Degree	88	140	52	59.1%	$11.78	$24,510	133%

Table A.12: Long-Term Projected Occupational Growth in the Casper MSA[a] by Occupational Title, 2000 and 2010 (Continued)

SOC[b] Code	Occupation Title	Typical Education Requirements[c]	Employment 2000	Projected 2010	Change Number	Change Percent	2001 Average Wage Hourly	Annual	% of Poverty[d]
25-1052	Chemistry Teachers, Postsecondary	Doctoral Degree	ND	ND	ND	ND	ND	ND	ND
19-2031	Chemists	Bachelor's Degree	ND	ND	ND	ND	$18.51	$38,500	209%
11-1011	Chief Executives	Bachelor's Degree Plus Exp.	55	67	12	21.8%	$41.88	$87,100	473%
39-9011	Child Care Workers	Short-Term On-the-Job Training	ND	ND	ND	ND	ND	ND	ND
21-1021	Child, Family, & School Social Workers	Bachelor's Degree	ND	ND	ND	ND	ND	ND	ND
29-1011	Chiropractors	First Professinal Degree	ND	ND	ND	ND	ND	ND	ND
27-2032	Choreographers	Exp. in a Related Occupation	ND	ND	ND	ND	ND	ND	ND
17-3022	Civil Engineering Technicians	Associate's Degree	ND	ND	ND	ND	$10.74	$22,330	121%
17-2051	Civil Engineers	Bachelor's Degree	58	83	25	43.1%	$24.45	$50,860	276%
13-1031	Claims Adjusters, Examiners, & Investigators	Long-Term On-the-Job Training	ND	ND	ND	ND	ND	ND	ND
53-7061	Cleaners of Vehicles & Equip.	Short-Term On-the-Job Training	67	77	10	14.9%	$7.09	$14,750	80%
21-2011	Clergy	First Professional Degree	ND	ND	ND	ND	ND	ND	ND
19-3031	Clinical, Counseling, & School Psychologists	Bachelor's Degree	28	34	6	21.4%	$22.80	$47,420	258%
27-2022	Coaches & Scouts	Long-Term On-the-Job Training	ND	ND	ND	ND	ND	ND	ND
51-9121	Coating, Painting, & Spraying Machine Setters, Oper., & Tenders	Moderate-Term On-the-Job Training	14	18	4	28.6%	$10.90	$22,670	123%
51-2021	Coil Winders, Tapers, & Finishers	Short-Term On-the-Job Training	ND	ND	ND	ND	ND	ND	ND
49-9091	Coin, Vending, & Amusement Machine Servicers & Repairers	Moderate-Term On-the-Job Training	ND	ND	ND	ND	ND	ND	ND
35-3021	Combined Food Prep. & Serving Workers, Incl. Fast Food	Short-Term On-the-Job Training	71	81	10	14.1%	$6.16	$12,820	70%
53-2012	Commercial Pilots	Postsecondary Vocational Training	ND	ND	ND	ND	ND	ND	ND
25-1122	Communications Teachers, Postsecondary	Doctoral Degree	ND	ND	ND	ND	ND	ND	ND
13-1072	Compensation, Benefits, & Job Analysis Specialists	Bachelor's Degree	ND	ND	ND	ND	$33.61	$69,910	380%
13-1041	Compliance Officers, Except Agriculture, Construction, Health & Safety, & Transportation	Long-Term On-the-Job Training	22	22	0	0.0%	$26.77	$55,680	303%
11-3021	Computer & Information Systems Managers	Bachelor's Degree Plus Exp.	23	25	2	8.7%	$31.59	$65,710	357%
17-2061	Computer Hardware Engineers	Bachelor's Degree	ND	ND	ND	ND	ND	ND	ND
43-9011	Computer Operators	Moderate-Term On-the-Job Training	21	24	3	14.3%	$12.73	$26,470	144%
15-1021	Computer Programmers	Bachelor's Degree	22	25	3	13.6%	$20.72	$43,100	234%
25-1021	Computer Science Teachers, Postsecondary	Doctoral Degree	ND	ND	ND	ND	ND	ND	ND
15-1032	Computer Software Engineers, Systems Software	Bachelor's Degree	ND	ND	ND	ND	ND	ND	ND
15-1099	Computer Specialists, All Other	Postsecondary Vocational Training	13	14	1	7.7%	$13.02	$27,080	147%
15-1041	Computer Support Specialists	Associate's Degree	54	61	7	13.0%	$14.40	$29,960	163%
15-1051	Computer Systems Analysts	Bachelor's Degree	28	33	5	17.9%	$25.03	$52,060	283%
49-2011	Computer, Automated Teller, & Office Machine Repairers	Postsecondary Vocational Training	23	26	3	13.0%	$10.88	$22,630	123%
19-1031	Conservation Scientists	Bachelor's Degree	ND	ND	ND	ND	ND	ND	ND
47-4011	Construction & Building Inspectors	Exp. in a Related Occupation	ND	ND	ND	ND	ND	ND	ND
47-2061	Construction Laborers	Moderate-Term On-the-Job Training	218	244	26	11.9%	$10.34	$21,500	117%
11-9021	Construction Managers	Bachelor's Degree	28	33	5	17.9%	$22.10	$45,970	250%
49-9012	Control & Valve Install. & Repairers, Except Mech. Door	Moderate-Term On-the-Job Training	ND	ND	ND	ND	ND	ND	ND
53-7011	Conveyor Operators & Tenders	Short-Term On-the-Job Training	ND	ND	ND	ND	$16.23	$33,770	184%

Table A.12: Long-Term Projected Occupational Growth in the Casper MSA[a] by Occupational Title, 2000 and 2010 (Continued)

SOC[b] Code and Occupation Title		Typical Education Requirements[c]	Employment 2000	Projected 2010	Change Number	Change Percent	2001 Average Wage Hourly	Annual	% of Poverty[d]
35-2011	Cooks, Fast Food	Short-Term On-the-Job Training	ND	ND	ND	ND	$6.11	$12,710	69%
35-2012	Cooks, Institution & Cafeteria	Long-Term On-the-Job Training	149	197	48	32.2%	$8.32	$17,300	94%
35-2014	Cooks, Restaurant	Long-Term On-the-Job Training	72	82	10	13.9%	$7.88	$16,390	89%
35-2015	Cooks, Short Order	Short-Term On-the-Job Training	ND	ND	ND	ND	$8.01	$16,670	91%
33-3012	Correctional Officers & Jailers	Moderate-Term On-the-Job Training	ND	ND	ND	ND	ND	ND	ND
13-1051	Cost Estimators	Bachelor's Degree	60	70	10	16.7%	$20.92	$43,510	236%
41-2021	Counter & Rental Clerks	Short-Term On-the-Job Training	109	133	24	22.0%	$7.90	$16,420	89%
35-3022	Counter Attend., Cafeteria, Food Concession, & Coffee Shop	Short-Term On-the-Job Training	64	64	0	0.0%	$7.18	$14,930	81%
43-5021	Couriers & Messengers	Short-Term On-the-Job Training	11	14	3	27.3%	$6.69	$13,920	76%
43-4031	Court, Municipal, & License Clerks	Short-Term On-the-Job Training	ND	ND	ND	ND	ND	ND	ND
53-7021	Crane & Tower Operators	Moderate-Term On-the-Job Training	15	20	5	33.3%	$15.27	$31,760	173%
13-2041	Credit Analysts	Bachelor's Degree	ND	ND	ND	ND	ND	ND	ND
43-4041	Credit Authorizers, Checkers, & Clerks	Short-Term On-the-Job Training	ND	ND	ND	ND	$14.27	$29,670	161%
33-9091	Crossing Guards	Short-Term On-the-Job Training	38	45	7	18.4%	$11.32	$23,550	128%
43-4051	Customer Service Representatives	Moderate-Term On-the-Job Training	242	275	33	13.6%	$10.30	$21,430	116%
51-4031	Cutting, Punching, & Press Machine Setters, Oper., & Tenders, Metal & Plastic	Moderate-Term On-the-Job Training	43	54	11	25.6%	$11.77	$24,490	133%
43-9021	Data Entry Keyers	Moderate-Term On-the-Job Training	30	40	10	33.3%	$8.15	$16,960	92%
15-1061	Database Administrators	Bachelor's Degree	ND	ND	ND	ND	$30.56	$63,570	345%
41-9011	Demonstrators & Product Promoters	Moderate-Term On-the-Job Training	ND	ND	ND	ND	ND	ND	ND
31-9091	Dental Assistants	Moderate-Term On-the-Job Training	58	74	16	27.6%	$10.78	$22,420	122%
29-2021	Dental Hygienists	Associate's Degree	ND	ND	ND	ND	ND	ND	ND
51-9081	Dental Laboratory Technicians	Long-Term On-the-Job Training	ND	ND	ND	ND	ND	ND	ND
29-1020	Dentists	First Professional Degree	ND	ND	ND	ND	ND	ND	ND
47-5011	Derrick Operators, Oil & Gas	Moderate-Term On-the-Job Training	ND	ND	ND	ND	$15.07	$31,350	170%
33-3021	Detectives & Criminal Investigators	Exp. in a Related Occupation	13	14	1	7.7%	$22.62	$47,050	256%
29-2032	Diagnostic Medical Sonographers	Associate's Degree	ND	ND	ND	ND	ND	ND	ND
29-2051	Dietetic Technicians	Moderate-Term On-the-Job Training	ND	ND	ND	ND	ND	ND	ND
29-1031	Dietitians & Nutritionists	Bachelor's Degree	ND	ND	ND	ND	ND	ND	ND
35-9011	Dining Room & Cafeteria Attendants & Bartender Helpers	Short-Term On-the-Job Training	20	23	3	15.0%	$6.48	$13,480	73%
35-9021	Dishwashers	Short-Term On-the-Job Training	183	215	32	17.5%	$6.50	$13,520	73%
43-5032	Dispatchers, Except Police, Fire, & Ambulance	Moderate-Term On-the-Job Training	22	27	5	22.7%	$12.53	$26,070	142%
41-9091	Door-To-Door Sales Workers, News & Street Vendors, & Related Workers	Short-Term On-the-Job Training	ND	ND	ND	ND	ND	ND	ND
53-3031	Driver/Sales Workers	Short-Term On-the-Job Training	ND	ND	ND	ND	$8.14	$16,940	92%
47-2081	Drywall & Ceiling Tile Installers	Moderate-Term On-the-Job Training	ND	ND	ND	ND	$11.30	$23,510	128%
47-5021	Earth Drillers, Except Oil & Gas	Moderate-Term On-the-Job Training	ND	ND	ND	ND	ND	ND	ND
25-1063	Economics Teachers, Postsecondary	Doctoral Degree	ND	ND	ND	ND	ND	ND	ND
19-3011	Economists	Bachelor's Degree	17	19	2	11.8%	$20.84	$43,360	236%
27-3041	Editors	Bachelor's Degree	ND	ND	ND	ND	ND	ND	ND

Table A.12: Long-Term Projected Occupational Growth in the Casper MSA[a] by Occupational Title, 2000 and 2010 (Continued)

SOC[b] Code	Occupation Title	Typical Education Requirements[c]	Employment 2000	Projected 2010	Change Number	Change Percent	2001 Average Wage Hourly	Annual	% of Poverty[d]
11-9032	Education Administrators, Elementary & Secondary School	Bachelor's Degree Plus Exp.	ND	ND	ND	ND	ND	ND	ND
11-9033	Education Administrators, Postsecondary	Bachelor's Degree Plus Exp.	ND	ND	ND	ND	ND	ND	ND
11-9031	Education Administrators, Preschool & Child Care Center/Program	Bachelor's Degree Plus Exp.	ND	ND	ND	ND	ND	ND	ND
25-1081	Education Teachers, Postsecondary	Doctoral Degree	ND	ND	ND	ND	ND	ND	ND
21-1012	Educational, Vocational, & School Counselors	Master's Degree	ND	ND	ND	ND	ND	ND	ND
49-2092	Electric Motor, Power Tool, & Related Repairers	Postsecondary Vocational Training	12	13	1	8.3%	$17.00	$35,350	192%
17-3023	Electrical & Electronic Engineering Technicians	Associate's Degree	19	18	-1	-5.3%	$19.09	$39,700	216%
51-2022	Electrical & Electronic Equip. Assemblers	Short-Term On-the-Job Training	ND	ND	ND	ND	ND	ND	ND
49-2093	Electrical & Electronics Installers & Repairers, Trans. Equip.	Postsecondary Vocational Training	ND	ND	ND	ND	ND	ND	ND
49-2094	Electrical & Electronics Repairers, Comm. & Industrl. Equip.	Postsecondary Vocational Training	ND	ND	ND	ND	ND	ND	ND
49-2095	Electrical & Electronics Repairers, Powerhouse, Substation, & Relay	Postsecondary Vocational Training	ND	ND	ND	ND	ND	ND	ND
17-2071	Electrical Engineers	Bachelor's Degree	11	10	-1	-9.1%	$30.60	$63,640	346%
49-9051	Electrical Power-Line Installers & Repairers	Long-Term On-the-Job Training	ND	ND	ND	ND	ND	ND	ND
47-2111	Electricians	Long-Term On-the-Job Training	260	293	33	12.7%	$16.80	$34,940	190%
17-3024	Electro-Mechanical Technicians	Associate's Degree	ND	ND	ND	ND	ND	ND	ND
49-2096	Electronic Equip. Installers & Repairers, Motor Vehicles	Postsecondary Vocational Training	ND	ND	ND	ND	ND	ND	ND
49-2097	Elec. Home Entertainment Equip. Installers & Repairers	Postsecondary Vocational Training	15	19	4	26.7%	$10.38	$21,600	117%
17-2072	Electronics Engineers, Except Computer	Bachelor's Degree	ND	ND	ND	ND	ND	ND	ND
25-2021	Elementary School Teachers, Except Special Ed.	Bachelor's Degree	ND	ND	ND	ND	ND	ND	ND
43-4061	Eligibility Interviewers, Government Programs	Moderate-Term On-the-Job Training	ND	ND	ND	ND	ND	ND	ND
39-4011	Embalmers	Postsecondary Vocational Training	ND	ND	ND	ND	ND	ND	ND
13-1061	Emergency Management Specialists	Exp. in a Related Occupation	ND	ND	ND	ND	ND	ND	ND
29-2041	Emrgncy. Med. Techs. & Paramedics	Postsecondary Vocational Training	ND	ND	ND	ND	ND	ND	ND
13-1071	Employment, Recruitment, & Placement Specialists	Bachelor's Degree	47	51	4	8.5%	$16.43	$34,180	186%
11-9041	Engineering Managers	Bachelor's Degree Plus Exp.	29	30	1	3.4%	$38.47	$80,030	435%
25-1032	Engineering Teachers, Postsecondary	Doctoral Degree	ND	ND	ND	ND	ND	ND	ND
17-2199	Engineers, All Other	Bachelor's Degree	ND	ND	ND	ND	ND	ND	ND
25-1123	English Language & Literature Teachers, Postsecondary	Doctoral Degree	ND	ND	ND	ND	ND	ND	ND
27-2099	Entertainers & Performers, Sports & Related Workers, All Other	Long-Term On-the-Job Training	ND	ND	ND	ND	ND	ND	ND
17-2081	Environmental Engineers	Bachelor's Degree	ND	ND	ND	ND	ND	ND	ND
19-4091	Environmental Science & Protection Techs., Incl. Health	Associate's Degree	ND	ND	ND	ND	ND	ND	ND
25-1053	Environmental Science Teachers, Postsecondary	Doctoral Degree	ND	ND	ND	ND	ND	ND	ND
19-2041	Environmental Scientists & Specialists, Incl. Health	Bachelor's Degree	25	33	8	32.0%	$21.65	$45,040	245%
51-9194	Etchers & Engravers	Long-Term On-the-Job Training	ND	ND	ND	ND	ND	ND	ND
53-7032	Excavating & Loading Machine & Dragline Operators	Moderate-Term On-the-Job Training	ND	ND	ND	ND	ND	ND	ND
43-6011	Executive Secretaries & Administrative Assistants	Moderate-Term On-the-Job Training	362	414	52	14.4%	$13.51	$28,100	153%
47-5099	Extraction Workers, All Other	Short-Term On-the-Job Training	ND	ND	ND	ND	$11.96	$24,870	135%

Table A.12: Long-Term Projected Occupational Growth in the Casper MSA[a] by Occupational Title, 2000 and 2010 (Continued)

SOC[b] Code	Occupation Title	Typical Education Requirements[c]	Employment 2000	Projected 2010	Change Number	Change Percent	2001 Average Wage Hourly	Annual	% of Poverty[d]
51-4021	Extruding & Drawing Machine Setters, Oper., & Tenders, Metal & Plastic	Moderate-Term On-the-Job Training	ND	ND	ND	ND	ND	ND	ND
51-9041	Extruding, Forming, Pressing, & Compacting Machine Setters, Oper., & Tenders	Moderate-Term On-the-Job Training	ND	ND	ND	ND	ND	ND	ND
29-1062	Family & General Practitioners	First Professional Degree	ND	ND	ND	ND	ND	ND	ND
25-9021	Farm & Home Management Advisors	Bachelor's Degree	ND	ND	ND	ND	ND	ND	ND
49-3041	Farm Equip. Mechanics	Postsecondary Vocational Training	ND	ND	ND	ND	ND	ND	ND
45-9099	Farm., Fishing, & Forestry Workers, All Other	Moderate-Term On-the-Job Training	ND	ND	ND	ND	ND	ND	ND
45-2092	Farmworkers & Laborers, Crop, Nursery, & Greenhouse	Short-Term On-the-Job Training	ND	ND	ND	ND	ND	ND	ND
45-2093	Farmworkers, Farm & Ranch Animals	Short-Term On-the-Job Training	ND	ND	ND	ND	ND	ND	ND
47-4031	Fence Erectors	Moderate-Term On-the-Job Training	ND	ND	ND	ND	ND	ND	ND
51-2091	Fiberglass Laminators & Fabricators	Moderate-Term On-the-Job Training	ND	ND	ND	ND	ND	ND	ND
43-4071	File Clerks	Short-Term On-the-Job Training	69	89	20	29.0%	$9.62	$20,000	109%
27-4032	Film & Video Editors	Bachelor's Degree	ND	ND	ND	ND	ND	ND	ND
13-2051	Financial Analysts	Bachelor's Degree	ND	ND	ND	ND	ND	ND	ND
13-2061	Financial Examiners	Bachelor's Degree	ND	ND	ND	ND	ND	ND	ND
11-3031	Financial Managers	Bachelor's Degree Plus Exp.	130	146	16	12.3%	$31.77	$66,080	359%
13-2099	Financial Specialists, All Other	Bachelor's Degree	20	21	1	5.0%	$20.39	$42,410	230%
33-2011	Fire Fighters	Long-Term On-the-Job Training	49	52	3	6.1%	$16.48	$34,290	186%
33-2021	Fire Inspectors & Investigators	Exp. in a Related Occupation	ND	ND	ND	ND	ND	ND	ND
47-1011	First-Line Sprvsrs./Mgrs. of Constr. Trades & Extract. Workers	Exp. in a Related Occupation	177	188	11	6.2%	$22.43	$46,650	254%
33-1011	First-Line Sprvsrs./Mgrs. of Correctional Officers	Exp. in a Related Occupation	ND	ND	ND	ND	ND	ND	ND
45-1011	First-Line Sprvsrs./Mgrs. of Farm., Fishing, & Forestry Workers	Exp. in a Related Occupation	ND	ND	ND	ND	ND	ND	ND
33-1021	First-Line Sprvsrs./Mgrs. of Fire Fighting & Prevention Workers	Exp. in a Related Occupation	ND	ND	ND	ND	ND	ND	ND
35-1012	First-Line Sprvsrs./Mgrs. of Food Prep. & Serv. Workers	Exp. in a Related Occupation	116	134	18	15.5%	$10.80	$22,450	122%
53-1021	First-Line Sprvsrs./Mgrs. of Helpers, Laborers, & Material Movers, Hand	Exp. in a Related Occupation	38	43	5	13.2%	$13.59	$28,270	154%
37-1011	First-Line Sprvsrs./Mgrs. of Housekeeping & Janit. Workers	Exp. in a Related Occupation	51	60	9	17.6%	$12.27	$25,530	139%
37-1012	First-Line Sprvsrs./Mgrs. of Landscaping, Lawn Service, & Groundskeeping Workers	Exp. in a Related Occupation	30	43	13	43.3%	$12.52	$26,030	141%
49-1011	First-Line Sprvsrs./Mgrs. of Mechanics, Install., & Repairers	Exp. in a Related Occupation	146	165	19	13.0%	$18.66	$38,820	211%
41-1012	First-Line Sprvsrs./Mgrs. of Non-Retail Sales Workers	Exp. in a Related Occupation	137	163	26	19.0%	$18.45	$38,370	209%
43-1011	First-Line Sprvsrs./Mgrs. of Office & Admin. Support Workers	Exp. in a Related Occupation	304	353	49	16.1%	$17.59	$36,590	199%
39-1021	First-Line Sprvsrs./Mgrs. of Personal Service Workers	Exp. in a Related Occupation	ND	ND	ND	ND	ND	ND	ND
33-1012	First-Line Sprvsrs./Mgrs. of Police & Detectives	Exp. in a Related Occupation	ND	ND	ND	ND	ND	ND	ND
51-1011	First-Line Sprvsrs./Mgrs. of Production & Operat. Workers	Exp. in a Related Occupation	152	165	13	8.6%	$20.87	$43,410	236%
41-1011	First-Line Sprvsrs./Mgrs. of Retail Sales Workers	Exp. in a Related Occupation	345	403	58	16.8%	$13.53	$28,130	153%
53-1031	First-Line Sprvsrs./Mgrs. of Transportation & Material-Moving Machine & Vehicle Operators	Exp. in a Related Occupation	35	40	5	14.3%	$22.81	$47,440	258%
33-1099	First-Line Sprvsrs./Mgrs., Protect. Serv. Workers, All Other	Exp. in a Related Occupation	23	29	6	26.1%	$16.10	$33,490	182%

Table A.12: Long-Term Projected Occupational Growth in the Casper MSA[a] by Occupational Title, 2000 and 2010 (Continued)

SOC[b] Code and Occupation Title		Typical Education Requirements[c]	Employment 2000	Projected 2010	Change Number	Change Percent	2001 Average Wage Hourly	Annual	% of Poverty[d]
33-3031	Fish & Game Wardens	Long-Term On-the-Job Training	ND	ND	ND	ND	ND	ND	ND
39-9031	Fitness Trainers & Aerobics Instructors	Postsecondary Vocational Training	116	151	35	30.2%	$10.89	$22,660	123%
47-2042	Floor Layers, Except Carpet, Wood, & Hard Tiles	Moderate-Term On-the-Job Training	ND	ND	ND	ND	ND	ND	ND
27-1023	Floral Designers	Moderate-Term On-the-Job Training	14	15	1	7.1%	$8.60	$17,890	97%
51-3091	Food & Tobacco Roasting, Baking, & Drying Machine Operators & Tenders	Short-Term On-the-Job Training	ND	ND	ND	ND	ND	ND	ND
51-3092	Food Batchmakers	Short-Term On-the-Job Training	10	9	-1	-10.0%	$6.65	$13,830	75%
35-9099	Food Prep. & Serving Related Workers, All Other	Short-Term On-the-Job Training	ND	ND	ND	ND	$12.60	$26,210	142%
35-2021	Food Prep. Workers	Short-Term On-the-Job Training	167	194	27	16.2%	$6.92	$14,390	78%
35-3041	Food Servers, Nonrestaurant	Short-Term On-the-Job Training	ND	ND	ND	ND	ND	ND	ND
11-9051	Food Service Managers	Exp. in a Related Occupation	116	136	20	17.2%	$12.49	$25,970	141%
25-1124	Foreign Language & Literature Teachers, Postsecondary	Doctoral Degree	ND	ND	ND	ND	ND	ND	ND
19-4093	Forest & Conservation Technicians	Associate's Degree	ND	ND	ND	ND	ND	ND	ND
39-4021	Funeral Attendants	Short-Term On-the-Job Training	ND	ND	ND	ND	ND	ND	ND
11-9061	Funeral Directors	Associate's Degree	ND	ND	ND	ND	ND	ND	ND
51-9051	Furnace, Kiln, Oven, Drier, & Kettle Operators & Tenders	Moderate-Term On-the-Job Training	ND	ND	ND	ND	ND	ND	ND
51-7021	Furniture Finishers	Long-Term On-the-Job Training	ND	ND	ND	ND	ND	ND	ND
53-7071	Gas Compressor & Gas Pumping Station Operators	Moderate-Term On-the-Job Training	ND	ND	ND	ND	ND	ND	ND
51-8092	Gas Plant Operators	Long-Term On-the-Job Training	ND	ND	ND	ND	ND	ND	ND
11-1021	General & Operations Managers	Bachelor's Degree Plus Exp.	788	933	145	18.4%	$28.98	$60,280	328%
19-3092	Geographers	Master's Degree	ND	ND	ND	ND	ND	ND	ND
25-1064	Geography Teachers, Postsecondary	Doctoral Degree	ND	ND	ND	ND	ND	ND	ND
19-4041	Geological & Petroleum Technicians	Associate's Degree	ND	ND	ND	ND	$19.50	$40,570	220%
19-2042	Geoscientists, Except Hydrologists & Geographers	Bachelor's Degree	67	71	4	6.0%	$32.26	$67,090	365%
47-2121	Glaziers	Long-Term On-the-Job Training	ND	ND	ND	ND	ND	ND	ND
27-1024	Graphic Designers	Bachelor's Degree	ND	ND	ND	ND	$11.73	$24,390	133%
51-4033	Grinding, Lapping, Polishing, & Buffing Machine Tool Setters, Oper., & Tenders, Metal & Plastic	Moderate-Term On-the-Job Training	104	83	-21	-20.2%	$8.36	$17,390	95%
39-5012	Hairdressers, Hairstylists, & Cosmetologists	Postsecondary Vocational Training	75	97	22	29.3%	$8.81	$18,330	100%
17-2111	Health & Safety Engineers, Except Mining Safety Engrs. & Inspectors	Bachelor's Degree	ND	ND	ND	ND	ND	ND	ND
29-1199	Health Diagnosing & Treating Practitioners, All Other	First Professional Degree	ND	ND	ND	ND	ND	ND	ND
21-1091	Health Educators	Master's Degree	ND	ND	ND	ND	ND	ND	ND
29-9199	Health Professionals & Technicians, All Other	Associate's Degree	ND	ND	ND	ND	$12.66	$26,320	143%
25-1071	Health Specialties Teachers, Postsecondary	Doctoral Degree	ND	ND	ND	ND	ND	ND	ND
31-9099	Healthcare Support Workers, All Other	Short-Term On-the-Job Training	57	70	13	22.8%	$10.77	$22,410	122%
49-9021	Heating, Air Conditioning, & Refriger. Mechanics & Installers	Long-Term On-the-Job Training	40	48	8	20.0%	$19.33	$40,210	219%
47-3019	Helpers, Construction Trades, All Other	Short-Term On-the-Job Training	ND	ND	ND	ND	ND	ND	ND
47-3011	Helpers--Brickmasons, Blockmasons, Stonemasons, & Tile & Marble Setters	Short-Term On-the-Job Training	ND	ND	ND	ND	ND	ND	ND

Table A.12: Long-Term Projected Occupational Growth in the Casper MSA[a] by Occupational Title, 2000 and 2010 (Continued)

SOC[b] Code and Occupation Title		Typical Education Requirements[c]	Employment 2000	Projected 2010	Change Number	Change Percent	2001 Average Wage Hourly	Annual	% of Poverty[d]
47-3012	Helpers--Carpenters	Short-Term On-the-Job Training	ND	ND	ND	ND	ND	ND	ND
47-3013	Helpers--Electricians	Short-Term On-the-Job Training	ND	ND	ND	ND	ND	ND	ND
47-5081	Helpers--Extraction Workers	Short-Term On-the-Job Training	ND	ND	ND	ND	$14.33	$29,810	162%
49-9098	Helpers--Installation, Maintenance, & Repair Workers	Short-Term On-the-Job Training	64	72	8	12.5%	$11.11	$23,100	126%
47-3014	Helpers--Painters, Paperhangers, Plasterers, & Stucco Masons	Short-Term On-the-Job Training	ND	ND	ND	ND	ND	ND	ND
47-3015	Helpers--Pipelayers, Plumbers, Pipefitters, & Steamfitters	Short-Term On-the-Job Training	ND	ND	ND	ND	ND	ND	ND
51-9198	Helpers--Production Workers	Short-Term On-the-Job Training	94	114	20	21.3%	$8.00	$16,640	90%
47-3016	Helpers--Roofers	Short-Term On-the-Job Training	35	40	5	14.3%	$9.82	$20,430	111%
47-4051	Highway Maintenance Workers	Moderate-Term On-the-Job Training	ND	ND	ND	ND	ND	ND	ND
19-3093	Historians	Master's Degree	ND	ND	ND	ND	ND	ND	ND
25-1125	History Teachers, Postsecondary	Doctoral Degree	ND	ND	ND	ND	ND	ND	ND
49-9031	Home Appliance Repairers	Long-Term On-the-Job Training	ND	ND	ND	ND	ND	ND	ND
31-1011	Home Health Aides	Short-Term On-the-Job Training	269	422	153	56.9%	$7.45	$15,500	84%
35-9031	Hosts & Hostesses, Restaurant, Lounge, & Coffee Shop	Short-Term On-the-Job Training	118	135	17	14.4%	$6.07	$12,630	69%
43-4081	Hotel, Motel, & Resort Desk Clerks	Short-Term On-the-Job Training	91	99	8	8.8%	$6.54	$13,600	74%
43-4161	Human Resources Assistants, Except Payroll & Timekeeping	Short-Term On-the-Job Training	26	31	5	19.2%	$11.69	$24,320	132%
11-3040	Human Resources Managers	Bachelor's Degree Plus Exp.	55	66	11	20.0%	$22.46	$46,710	254%
19-2043	Hydrologists	Bachelor's Degree	ND	ND	ND	ND	ND	ND	ND
17-3026	Industrial Engineering Technicians	Associate's Degree	ND	ND	ND	ND	ND	ND	ND
17-2112	Industrial Engineers	Bachelor's Degree	ND	ND	ND	ND	ND	ND	ND
49-9041	Industrial Machinery Mechanics	Long-Term On-the-Job Training	65	72	7	10.8%	$18.71	$38,910	211%
11-3051	Industrial Production Managers	Bachelor's Degree	25	26	1	4.0%	$26.16	$54,400	296%
53-7051	Industrial Truck & Tractor Operators	Short-Term On-the-Job Training	71	84	13	18.3%	$17.04	$35,440	193%
51-9061	Inspectors, Testers, Sorters, Samplers, & Weighers	Moderate-Term On-the-Job Training	67	68	1	1.5%	$13.27	$27,600	150%
49-9099	Installation, Maintenance, & Repair Workers, All Other	Short-Term On-the-Job Training	14	15	1	7.1%	$17.99	$37,410	203%
25-9031	Instructional Coordinators	Master's Degree	ND	ND	ND	ND	ND	ND	ND
47-2130	Insulation Workers	Moderate-Term On-the-Job Training	ND	ND	ND	ND	ND	ND	ND
13-1032	Insurance Appraisers, Auto Damage	Long-Term On-the-Job Training	ND	ND	ND	ND	ND	ND	ND
43-9041	Insurance Claims & Policy Processing Clerks	Moderate-Term On-the-Job Training	55	45	-10	-18.2%	$12.77	$26,570	144%
41-3021	Insurance Sales Agents	Bachelor's Degree	66	54	-12	-18.2%	$21.94	$45,630	248%
13-2053	Insurance Underwriters	Bachelor's Degree	ND	ND	ND	ND	ND	ND	ND
27-1025	Interior Designers	Bachelor's Degree	ND	ND	ND	ND	ND	ND	ND
27-3091	Interpreters & Translators	Long-Term On-the-Job Training	ND	ND	ND	ND	ND	ND	ND
43-4111	Interviewers, Except Eligibility & Loan	Short-Term On-the-Job Training	ND	ND	ND	ND	ND	ND	ND
37-2011	Janitors & Cleaners, Except Maids & Housekeeping Cleaners	Short-Term On-the-Job Training	633	804	171	27.0%	$7.91	$16,460	89%
51-9071	Jewelers & Precious Stone & Metal Workers	Postsecondary Vocational Training	ND	ND	ND	ND	ND	ND	ND
51-5021	Job Printers	Long-Term On-the-Job Training	16	17	1	6.3%	$12.79	$26,600	145%
25-2012	Kndrgrtn. Teachers, Except Special Ed.	Bachelor's Degree	ND	ND	ND	ND	ND	ND	ND
53-7062	Laborers & Freight, Stock, & Material Movers, Hand	Short-Term On-the-Job Training	298	356	58	19.5%	$9.46	$19,680	107%
37-3011	Landscaping & Groundskeeping Workers	Short-Term On-the-Job Training	166	225	59	35.5%	$9.29	$19,320	105%

Table A.12: Long-Term Projected Occupational Growth in the Casper MSA[a] by Occupational Title, 2000 and 2010 (Continued)

SOC[b] Code and Occupation Title		Typical Education Requirements[c]	Employment 2000	Projected 2010	Change Number	Change Percent	2001 Average Wage Hourly	Annual	% of Poverty[d]
51-4034	Lathe & Turning Machine Tool Setters, Oper., & Tenders, Metal & Plastic	Moderate-Term On-the-Job Training	ND	ND	ND	ND	ND	ND	ND
51-6011	Laundry & Dry Cleaning Workers	Moderate-Term On-the-Job Training	77	96	19	24.7%	$8.23	$17,120	93%
23-2092	Law Clerks	Bachelor's Degree	ND	ND	ND	ND	ND	ND	ND
23-1011	Lawyers	First Professional Degree	85	98	13	15.3%	$35.88	$74,630	406%
43-6012	Legal Secretaries	Postsecondary Vocational Training	56	66	10	17.9%	$12.39	$25,760	140%
25-4021	Librarians	Master's Degree	ND	ND	ND	ND	ND	ND	ND
43-4121	Library Assistants, Clerical	Short-Term On-the-Job Training	ND	ND	ND	ND	ND	ND	ND
25-4031	Library Technicians	Short-Term On-the-Job Training	ND	ND	ND	ND	ND	ND	ND
25-9199	Library, Museum, Training, & Other Ed. Workers, All Other	Bachelor's Degree	ND	ND	ND	ND	ND	ND	ND
29-2061	Licensed Practical & Licensed Vocational Nurses	Postsecondary Vocational Training	87	111	24	27.6%	$12.46	$25,920	141%
19-1099	Life Scientists, All Other	Bachelor's Degree	ND	ND	ND	ND	ND	ND	ND
19-4099	Life, Physical, & Social Science Technicians, All Other	Associate's Degree	55	80	25	45.5%	$21.43	$44,580	242%
13-2071	Loan Counselors	Bachelor's Degree	ND	ND	ND	ND	ND	ND	ND
43-4131	Loan Interviewers & Clerks	Short-Term On-the-Job Training	28	34	6	21.4%	$10.81	$22,490	122%
13-2072	Loan Officers	Bachelor's Degree	38	43	5	13.2%	$23.64	$49,170	267%
39-3093	Locker Room, Coatroom, & Dressing Room Attendants	Short-Term On-the-Job Training	ND	ND	ND	ND	ND	ND	ND
11-9081	Lodging Managers	Exp. in a Related Occupation	21	24	3	14.3%	$14.07	$29,260	159%
53-7063	Machine Feeders & Offbearers	Short-Term On-the-Job Training	ND	ND	ND	ND	ND	ND	ND
51-4041	Machinists	Long-Term On-the-Job Training	129	142	13	10.1%	$12.40	$25,790	140%
37-2012	Maids & Housekeeping Cleaners	Short-Term On-the-Job Training	315	366	51	16.2%	$7.04	$14,640	80%
43-9051	Mail Clerks & Mail Machine Operators, Except Postal Serv.	Short-Term On-the-Job Training	ND	ND	ND	ND	ND	ND	ND
49-9042	Maintenance & Repair Workers, General	Long-Term On-the-Job Training	329	367	38	11.6%	$12.00	$24,960	136%
49-9043	Maintenance Workers, Machinery	Long-Term On-the-Job Training	13	14	1	7.7%	$10.00	$20,800	113%
13-1111	Management Analysts	Bachelor's Degree Plus Exp.	10	11	1	10.0%	$29.07	$60,460	329%
11-9199	Managers, All Other	Exp. in a Related Occupation	150	175	25	16.7%	$26.34	$54,780	298%
49-9095	Manufactured Building & Mobile Home Installers	Moderate-Term On-the-Job Training	ND	ND	ND	ND	ND	ND	ND
19-3021	Market Research Analysts	Bachelor's Degree	ND	ND	ND	ND	ND	ND	ND
11-2021	Marketing Managers	Bachelor's Degree Plus Exp.	25	32	7	28.0%	$30.33	$63,090	343%
53-7199	Material Moving Workers, All Other	Moderate-Term On-the-Job Training	19	23	4	21.1%	$8.70	$18,100	98%
17-2131	Materials Engineers	Bachelor's Degree	ND	ND	ND	ND	ND	ND	ND
19-2032	Materials Scientists	Bachelor's Degree	ND	ND	ND	ND	ND	ND	ND
25-1022	Mathematical Science Teachers, Postsecondary	Doctoral Degree	ND	ND	ND	ND	ND	ND	ND
15-2091	Mathematical Technicians	Master's Degree	ND	ND	ND	ND	ND	ND	ND
51-3022	Meat, Poultry, & Fish Cutters & Trimmers	Short-Term On-the-Job Training	ND	ND	ND	ND	ND	ND	ND
17-3013	Mechanical Drafters	Postsecondary Vocational Training	14	17	3	21.4%	$21.87	$45,490	247%
17-3027	Mechanical Engineering Technicians	Associate's Degree	ND	ND	ND	ND	ND	ND	ND
17-2141	Mechanical Engineers	Bachelor's Degree	ND	ND	ND	ND	ND	ND	ND
27-4099	Media & Communication Equip. Workers, All Other	Moderate-Term On-the-Job Training	ND	ND	ND	ND	$10.66	$22,180	121%
27-3099	Media & Communication Workers, All Other	Long-Term On-the-Job Training	ND	ND	ND	ND	ND	ND	ND

Table A.12: Long-Term Projected Occupational Growth in the Casper MSA[a] by Occupational Title, 2000 and 2010 (Continued)

SOC[b] Code	Occupation Title	Typical Education Requirements[c]	Employment 2000	Projected 2010	Change Number	Change Percent	2001 Average Wage Hourly	Annual	% of Poverty[d]
29-2012	Medical & Clinical Laboratory Technicians	Associate's Degree	ND	ND	ND	ND	ND	ND	ND
29-2011	Medical & Clinical Laboratory Technologists	Bachelor's Degree	ND	ND	ND	ND	ND	ND	ND
11-9111	Medical & Health Services Managers	Bachelor's Degree Plus Exp.	ND	ND	ND	ND	ND	ND	ND
21-1022	Medical & Public Health Social Workers	Bachelor's Degree	13	16	3	23.1%	$16.84	$35,020	190%
51-9082	Medical Appliance Technicians	Long-Term On-the-Job Training	ND	ND	ND	ND	ND	ND	ND
31-9092	Medical Assistants	Moderate-Term On-the-Job Training	14	19	5	35.7%	$9.35	$19,450	106%
31-9093	Medical Equip. Preparers	Short-Term On-the-Job Training	ND	ND	ND	ND	ND	ND	ND
49-9062	Medical Equip. Repairers	Moderate-Term On-the-Job Training	ND	ND	ND	ND	$12.97	$26,980	147%
29-2071	Medical Records & Health Information Technicians	Associate's Degree	ND	ND	ND	ND	ND	ND	ND
43-6013	Medical Secretaries	Postsecondary Vocational Training	ND	ND	ND	ND	$9.43	$19,620	107%
31-9094	Medical Transcriptionists	Postsecondary Vocational Training	55	73	18	32.7%	$11.14	$23,180	126%
13-1121	Meeting & Convention Planners	Bachelor's Degree	ND	ND	ND	ND	ND	ND	ND
21-1023	Mental Health & Substance Abuse Social Workers	Master's Degree	ND	ND	ND	ND	ND	ND	ND
21-1014	Mental Health Counselors	Master's Degree	ND	ND	ND	ND	ND	ND	ND
27-1026	Merchandise Displayers & Window Trimmers	Moderate-Term On-the-Job Training	ND	ND	ND	ND	ND	ND	ND
51-4199	Metal Workers & Plastic Workers, All Other	Moderate-Term On-the-Job Training	ND	ND	ND	ND	$9.25	$19,230	105%
43-5041	Meter Readers, Utilities	Short-Term On-the-Job Training	ND	ND	ND	ND	ND	ND	ND
25-2022	Middle School Teachers, Except Special & Voc. Ed.	Bachelor's Degree	ND	ND	ND	ND	ND	ND	ND
49-9044	Millwrights	Long-Term On-the-Job Training	ND	ND	ND	ND	ND	ND	ND
17-2151	Mining & Geological Engineers, Incl. Mining Safety Engrs.	Bachelor's Degree	ND	ND	ND	ND	ND	ND	ND
51-9023	Mixing & Blending Machine Setters, Oper., & Tenders	Moderate-Term On-the-Job Training	ND	ND	ND	ND	ND	ND	ND
49-3042	Mobile Heavy Equip. Mechanics, Except Engines	Postsecondary Vocational Training	60	68	8	13.3%	$20.56	$42,770	232%
51-9195	Molders, Shapers, & Casters, Except Metal & Plastic	Moderate-Term On-the-Job Training	ND	ND	ND	ND	ND	ND	ND
51-4072	Molding, Coremaking, & Casting Machine Setters, Oper., & Tenders, Metal & Plastic	Moderate-Term On-the-Job Training	ND	ND	ND	ND	ND	ND	ND
39-3021	Motion Picture Projectionists	Short-Term On-the-Job Training	ND	ND	ND	ND	ND	ND	ND
53-3099	Motor Vehicle Operators, All Other	Short-Term On-the-Job Training	ND	ND	ND	ND	ND	ND	ND
49-3051	Motorboat Mechanics	Long-Term On-the-Job Training	ND	ND	ND	ND	ND	ND	ND
49-3052	Motorcycle Mechanics	Long-Term On-the-Job Training	18	19	1	5.6%	$9.95	$20,690	112%
27-2041	Music Directors & Composers	Bachelor's Degree Plus Exp.	ND	ND	ND	ND	ND	ND	ND
49-9063	Musical Instrument Repairers & Tuners	Long-Term On-the-Job Training	ND	ND	ND	ND	ND	ND	ND
27-2042	Musicians & Singers	Long-Term On-the-Job Training	ND	ND	ND	ND	ND	ND	ND
11-9121	Natural Sciences Managers	Bachelor's Degree Plus Exp.	16	19	3	18.8%	$28.01	$58,260	317%
15-1071	Network & Computer Systems Administrators	Bachelor's Degree	14	16	2	14.3%	$20.71	$43,070	234%
15-1081	Network Systems & Data Communications Analysts	Bachelor's Degree	ND	ND	ND	ND	ND	ND	ND
43-4141	New Accounts Clerks	Exp. in a Related Occupation	ND	ND	ND	ND	$10.95	$22,780	124%
27-3020	News Analysts, Reporters & Correspondents	Long-Term On-the-Job Training	ND	ND	ND	ND	$14.06	$29,250	159%
39-2021	Nonfarm Animal Caretakers	Short-Term On-the-Job Training	ND	ND	ND	ND	ND	ND	ND
29-2033	Nuclear Medicine Technologists	Associate's Degree	ND	ND	ND	ND	ND	ND	ND
31-1012	Nursing Aides, Orderlies, & Attend.	Short-Term On-the-Job Training	356	457	101	28.4%	$9.28	$19,300	105%

Table A.12: Long-Term Projected Occupational Growth in the Casper MSA[a] by Occupational Title, 2000 and 2010 (Continued)

SOC[b] Code and Occupation Title		Typical Education Requirements[c]	Employment 2000	Projected 2010	Change Number	Change Percent	2001 Average Wage Hourly	Annual	% of Poverty[d]
25-1072	Nursing Instructors & Teachers, Postsecondary	Doctoral Degree	ND	ND	ND	ND	ND	ND	ND
29-1064	Obstetricians & Gynecologists	First Professional Degree	ND	ND	ND	ND	ND	ND	ND
29-9010	Occupational Health & Safety Specialists & Technicians	Bachelor's Degree	ND	ND	ND	ND	ND	ND	ND
31-2011	Occupational Therapist Assistants	Associate's Degree	ND	ND	ND	ND	$16.13	$33,550	182%
29-1122	Occupational Therapists	Bachelor's Degree	44	56	12	27.3%	$23.98	$49,880	271%
43-9061	Office Clerks, General	Short-Term On-the-Job Training	399	456	57	14.3%	$9.14	$19,010	103%
43-9071	Office Machine Operators, Except Computer	Short-Term On-the-Job Training	ND	ND	ND	ND	ND	ND	ND
47-2073	Operating Engineers & Other Constr. Equip. Operators	Moderate-Term On-the-Job Training	114	113	-1	-0.9%	$14.80	$30,790	167%
29-2081	Opticians, Dispensing	Long-Term On-the-Job Training	ND	ND	ND	ND	ND	ND	ND
43-4151	Order Clerks	Short-Term On-the-Job Training	ND	ND	ND	ND	ND	ND	ND
29-2091	Orthotists & Prosthetists	Bachelor's Degree	ND	ND	ND	ND	ND	ND	ND
49-3053	Outdoor Power Equip. & Other Small Engine Mechanics	Moderate-Term On-the-Job Training	ND	ND	ND	ND	ND	ND	ND
51-9111	Packaging & Filling Machine Operators & Tenders	Short-Term On-the-Job Training	23	23	0	0.0%	$8.28	$17,230	94%
53-7064	Packers & Packagers, Hand	Short-Term On-the-Job Training	129	135	6	4.7%	$6.65	$13,840	75%
47-2141	Painters, Construction & Maintenance	Moderate-Term On-the-Job Training	55	63	8	14.5%	$11.62	$24,160	131%
51-9122	Painters, Trans. Equip.	Moderate-Term On-the-Job Training	ND	ND	ND	ND	$13.41	$27,900	152%
51-9123	Painting, Coating, & Decorating Workers	Short-Term On-the-Job Training	ND	ND	ND	ND	ND	ND	ND
23-2011	Paralegals & Legal Assistants	Associate's Degree	52	62	10	19.2%	$15.18	$31,570	172%
33-3041	Parking Enforcement Workers	Short-Term On-the-Job Training	ND	ND	ND	ND	ND	ND	ND
53-6021	Parking Lot Attendants	Short-Term On-the-Job Training	ND	ND	ND	ND	ND	ND	ND
41-2022	Parts Salespersons	Moderate-Term On-the-Job Training	84	97	13	15.5%	$10.87	$22,610	123%
47-2071	Paving, Surfacing, & Tamping Equip. Operators	Moderate-Term On-the-Job Training	ND	ND	ND	ND	ND	ND	ND
43-3051	Payroll & Timekeeping Clerks	Short-Term On-the-Job Training	37	43	6	16.2%	$13.86	$28,840	157%
29-1065	Pediatricians, General	First Professional Degree	ND	ND	ND	ND	ND	ND	ND
39-9021	Personal & Home Care Aides	Short-Term On-the-Job Training	18	28	10	55.6%	$6.67	$13,860	75%
39-9099	Personal Care & Service Workers, All Other	Short-Term On-the-Job Training	ND	ND	ND	ND	ND	ND	ND
13-2052	Personal Financial Advisors	Bachelor's Degree	ND	ND	ND	ND	ND	ND	ND
37-3012	Pesticide Handlers, Sprayers, & Applicators, Vegetation	Moderate-Term On-the-Job Training	ND	ND	ND	ND	ND	ND	ND
17-2171	Petroleum Engineers	Bachelor's Degree	59	65	6	10.2%	$30.07	$62,550	340%
51-8093	Petroleum Pump System Oper., Refinery Oper., & Gaugers	Long-Term On-the-Job Training	133	125	-8	-6.0%	$23.55	$48,990	266%
29-1051	Pharmacists	First Professional Degree	63	70	7	11.1%	$34.38	$71,500	389%
31-9095	Pharmacy Aides	Short-Term On-the-Job Training	ND	ND	ND	ND	ND	ND	ND
29-2052	Pharmacy Technicians	Moderate-Term On-the-Job Training	46	51	5	10.9%	$11.26	$23,410	127%
25-1126	Philosophy & Religion Teachers, Postsecondary	Doctoral Degree	ND	ND	ND	ND	ND	ND	ND
27-4021	Photographers	Long-Term On-the-Job Training	15	18	3	20.0%	$11.13	$23,160	126%
51-9132	Photographic Processing Machine Operators	Short-Term On-the-Job Training	ND	ND	ND	ND	ND	ND	ND
19-2099	Physical Scientists, All Other	Bachelor's Degree	ND	ND	ND	ND	ND	ND	ND
31-2022	Physical Therapist Aides	Short-Term On-the-Job Training	ND	ND	ND	ND	$8.69	$18,080	98%
31-2021	Physical Therapist Assistants	Associate's Degree	ND	ND	ND	ND	ND	ND	ND
29-1123	Physical Therapists	Master's Degree	37	48	11	29.7%	$27.36	$56,900	309%

Table A.12: Long-Term Projected Occupational Growth in the Casper MSA[a] by Occupational Title, 2000 and 2010 (Continued)

SOC[b] Code	Occupation Title	Typical Education Requirements[c]	Employment 2000	Projected 2010	Change Number	Change Percent	2001 Average Wage Hourly	Annual	% of Poverty[d]
29-1071	Physician Assistants	Bachelor's Degree	ND	ND	ND	ND	$32.03	$66,620	362%
29-1069	Physicians & Surgeons, All Other	First Professional Degree	ND	ND	ND	ND	ND	ND	ND
19-2012	Physicists	Doctoral Degree	ND	ND	ND	ND	ND	ND	ND
25-1054	Physics Teachers, Postsecondary	Doctoral Degree	ND	ND	ND	ND	ND	ND	ND
47-2151	Pipelayers	Moderate-Term On-the-Job Training	ND	ND	ND	ND	ND	ND	ND
51-8099	Plant & System Operators, All Other	Long-Term On-the-Job Training	ND	ND	ND	ND	ND	ND	ND
47-2161	Plasterers & Stucco Masons	Long-Term On-the-Job Training	ND	ND	ND	ND	$11.74	$24,420	133%
51-4193	Plating & Coating Machine Setters, Oper., & Tenders, Metal & Plastic	Moderate-Term On-the-Job Training	ND	ND	ND	ND	ND	ND	ND
47-2152	Plumbers, Pipefitters, & Steamfitters	Long-Term On-the-Job Training	90	103	13	14.4%	$16.70	$34,740	189%
33-3051	Police & Sheriff's Patrol Officers	Long-Term On-the-Job Training	ND	ND	ND	ND	ND	ND	ND
43-5031	Police, Fire, & Ambulance Dispatchers	Moderate-Term On-the-Job Training	ND	ND	ND	ND	ND	ND	ND
25-1065	Political Science Teachers, Postsecondary	Doctoral Degree	ND	ND	ND	ND	ND	ND	ND
43-5051	Postal Service Clerks	Short-Term On-the-Job Training	ND	ND	ND	ND	ND	ND	ND
43-5052	Postal Service Mail Carriers	Short-Term On-the-Job Training	ND	ND	ND	ND	ND	ND	ND
43-5053	Postal Service Mail Sorters, Processors, & Processing Machine Operators	Short-Term On-the-Job Training	ND	ND	ND	ND	ND	ND	ND
11-9131	Postmasters & Mail Superintendents	Exp. in a Related Occupation	ND	ND	ND	ND	ND	ND	ND
51-8012	Power Distributors & Dispatchers	Long-Term On-the-Job Training	ND	ND	ND	ND	ND	ND	ND
51-8013	Power Plant Operators	Long-Term On-the-Job Training	ND	ND	ND	ND	ND	ND	ND
49-9069	Precision Instrument & Equip. Repairers, All Other	Long-Term On-the-Job Training	ND	ND	ND	ND	ND	ND	ND
51-5022	Prepress Technicians & Workers	Long-Term On-the-Job Training	ND	ND	ND	ND	ND	ND	ND
25-2011	Preschool Teachers, Except Special Ed.	Bachelor's Degree	68	105	37	54.4%	$9.14	$19,010	103%
51-6021	Pressers, Textile, Garment, & Related Materials	Short-Term On-the-Job Training	ND	ND	ND	ND	ND	ND	ND
51-5023	Printing Machine Operators	Moderate-Term On-the-Job Training	13	13	0	0.0%	$11.80	$24,550	133%
33-9021	Private Detectives & Investigators	Exp. in a Related Occupation	ND	ND	ND	ND	ND	ND	ND
43-3061	Procurement Clerks	Short-Term On-the-Job Training	ND	ND	ND	ND	ND	ND	ND
27-2012	Producers & Directors	Bachelor's Degree Plus Exp.	ND	ND	ND	ND	NA	$16,410	89%
51-9199	Production Workers, All Other	Moderate-Term On-the-Job Training	ND	ND	ND	ND	ND	ND	ND
43-5061	Production, Planning, & Expediting Clerks	Short-Term On-the-Job Training	24	27	3	12.5%	$13.85	$28,810	157%
11-9141	Property, Real Estate, & Community Association Managers	Bachelor's Degree	18	21	3	16.7%	$11.29	$23,480	128%
33-9099	Protect. Serv. Workers, All Other	Short-Term On-the-Job Training	ND	ND	ND	ND	ND	ND	ND
31-1013	Psychiatric Aides	Short-Term On-the-Job Training	ND	ND	ND	ND	ND	ND	ND
29-2053	Psychiatric Technicians	Postsecondary Vocational Training	ND	ND	ND	ND	ND	ND	ND
29-1066	Psychiatrists	First Professional Degree	ND	ND	ND	ND	ND	ND	ND
25-1066	Psychology Teachers, Postsecondary	Doctoral Degree	ND	ND	ND	ND	ND	ND	ND
11-2031	Public Relations Managers	Bachelor's Degree Plus Exp.	17	23	6	35.3%	$20.90	$43,470	236%
27-3031	Public Relations Specialists	Bachelor's Degree	ND	ND	ND	ND	$17.33	$36,040	196%
53-7072	Pump Operators, Except Wellhead Pumpers	Moderate-Term On-the-Job Training	ND	ND	ND	ND	ND	ND	ND
13-1021	Purchasing Agents & Buyers, Farm Prod.	Exp. in a Related Occupation	ND	ND	ND	ND	ND	ND	ND

Table A.12: Long-Term Projected Occupational Growth in the Casper MSA[a] by Occupational Title, 2000 and 2010 (Continued)

SOC[b] Code and Occupation Title		Typical Education Requirements[c]	Employment 2000	Projected 2010	Change Number	Change Percent	2001 Average Wage Hourly	Annual	% of Poverty[d]
13-1023	Purchasing Agents, Except Wholesale, Retail, & Farm Prod.	Bachelor's Degree	38	41	3	7.9%	$20.26	$42,150	229%
11-3061	Purchasing Managers	Bachelor's Degree Plus Exp.	23	26	3	13.0%	$20.24	$42,110	229%
29-1124	Radiation Therapists	Associate's Degree	ND	ND	ND	ND	ND	ND	ND
49-2021	Radio Mechanics	Postsecondary Vocational Training	ND	ND	ND	ND	ND	ND	ND
29-2034	Radiologic Technologists & Technicians	Associate's Degree	35	45	10	28.6%	$21.41	$44,520	242%
49-3043	Rail Car Repairers	Long-Term On-the-Job Training	ND	ND	ND	ND	ND	ND	ND
41-9021	Real Estate Brokers	Exp. in a Related Occupation	ND	ND	ND	ND	ND	ND	ND
41-9022	Real Estate Sales Agents	Postsecondary Vocational Training	ND	ND	ND	ND	$24.89	$51,780	281%
43-4171	Receptionists & Information Clerks	Short-Term On-the-Job Training	293	369	76	25.9%	$8.88	$18,480	100%
25-1193	Recreation & Fitness Studies Teachers, Postsecondary	Doctoral Degree	ND	ND	ND	ND	ND	ND	ND
39-9032	Recreation Workers	Bachelor's Degree	ND	ND	ND	ND	ND	ND	ND
29-1125	Recreational Therapists	Bachelor's Degree	ND	ND	ND	ND	ND	ND	ND
49-3092	Recreational Vehicle Service Technicians	Long-Term On-the-Job Training	15	16	1	6.7%	$10.47	$21,780	118%
53-7081	Refuse & Recyclable Material Collectors	Short-Term On-the-Job Training	ND	ND	ND	ND	ND	ND	ND
29-1111	Registered Nurses	Associate's Degree	ND	ND	ND	ND	ND	ND	ND
21-1015	Rehabilitation Counselors	Master's Degree	70	104	34	48.6%	$10.23	$21,280	116%
43-4181	Reservation & Transportation Ticket Agents & Travel Clerks	Short-Term On-the-Job Training	134	147	13	9.7%	$9.13	$18,990	103%
39-9041	Residential Advisors	Moderate-Term On-the-Job Training	ND	ND	ND	ND	ND	ND	ND
29-1126	Respiratory Therapists	Associate's Degree	ND	ND	ND	ND	ND	ND	ND
29-2054	Respiratory Therapy Technicians	Postsecondary Vocational Training	ND	ND	ND	ND	ND	ND	ND
41-2031	Retail Salespersons	Short-Term On-the-Job Training	1,068	1,212	144	13.5%	$8.60	$17,890	97%
49-9096	Riggers	Short-Term On-the-Job Training	ND	ND	ND	ND	ND	ND	ND
51-4023	Rolling Machine Setters, Oper., & Tenders, Metal & Plastic	Moderate-Term On-the-Job Training	ND	ND	ND	ND	ND	ND	ND
47-2181	Roofers	Moderate-Term On-the-Job Training	21	24	3	14.3%	$12.00	$24,950	136%
47-5012	Rotary Drill Operators, Oil & Gas	Moderate-Term On-the-Job Training	181	185	4	2.2%	$19.00	$39,530	215%
47-5071	Roustabouts, Oil & Gas	Moderate-Term On-the-Job Training	ND	ND	ND	ND	$13.99	$29,100	158%
41-9099	Sales & Related Workers, All Other	Moderate-Term On-the-Job Training	69	86	17	24.6%	$11.90	$24,750	135%
41-9031	Sales Engineers	Bachelor's Degree	ND	ND	ND	ND	ND	ND	ND
11-2022	Sales Managers	Bachelor's Degree Plus Exp.	50	56	6	12.0%	$25.18	$52,370	285%
41-4012	Sales Reps., Whlsle. & Manuf., Except Tech. & Scientif. Prod.	Moderate-Term On-the-Job Training	502	588	86	17.1%	$16.07	$33,420	182%
41-4011	Sales Reps., Whlsle. & Manufact., Tech. & Scientific Prod.	Moderate-Term On-the-Job Training	117	132	15	12.8%	$23.92	$49,750	270%
51-7041	Sawing Machine Setters, Oper., & Tenders, Wood	Moderate-Term On-the-Job Training	ND	ND	ND	ND	ND	ND	ND
25-2031	Secondary School Teachers, Except Special & Voc. Ed.	Bachelor's Degree	ND	ND	ND	ND	ND	ND	ND
43-6014	Secretaries, Except Legal, Medical, & Executive	Moderate-Term On-the-Job Training	656	757	101	15.4%	$9.80	$20,380	111%
41-3031	Securities, Commodities, & Financial Services Sales Agents	Bachelor's Degree	31	37	6	19.4%	$30.14	$62,680	341%
49-2098	Security & Fire Alarm Systems Installers	Postsecondary Vocational Training	ND	ND	ND	ND	ND	ND	ND
33-9032	Security Guards	Short-Term On-the-Job Training	ND	ND	ND	ND	ND	ND	ND
25-3021	Self-Enrichment Education Teachers	Exp. in a Related Occupation	ND	ND	ND	ND	ND	ND	ND
47-4071	Septic Tank Servicers & Sewer Pipe Cleaners	Moderate-Term On-the-Job Training	ND	ND	ND	ND	ND	ND	ND
53-6031	Service Station Attendants	Short-Term On-the-Job Training	ND	ND	ND	ND	ND	ND	ND

Table A.12: Long-Term Projected Occupational Growth in the Casper MSA[a] by Occupational Title, 2000 and 2010 (Continued)

SOC[b] Code and Occupation Title		Typical Education Requirements[c]	Employment 2000	Projected 2010	Change Number	Change Percent	2001 Average Wage Hourly	Annual	% of Poverty[d]
47-5013	Service Unit Operators, Oil, Gas, & Mining	Moderate-Term On-the-Job Training	ND	ND	ND	ND	$17.90	$37,240	202%
51-6051	Sewers, Hand	Short-Term On-the-Job Training	ND	ND	ND	ND	ND	ND	ND
51-6031	Sewing Machine Operators	Moderate-Term On-the-Job Training	22	23	1	4.5%	$7.58	$15,770	86%
47-2211	Sheet Metal Workers	Moderate-Term On-the-Job Training	51	58	7	13.7%	$17.78	$36,980	201%
43-5071	Shipping, Receiving, & Traffic Clerks	Short-Term On-the-Job Training	132	157	25	18.9%	$10.14	$21,090	115%
51-6041	Shoe & Leather Workers & Repairers	Long-Term On-the-Job Training	ND	ND	ND	ND	ND	ND	ND
11-9151	Social & Community Service Managers	Bachelor's Degree	21	26	5	23.8%	$17.69	$36,800	200%
21-1093	Social & Human Service Assistants	Moderate-Term On-the-Job Training	117	154	37	31.6%	$10.41	$21,640	118%
19-3099	Social Scientists & Related Workers, All Other	Master's Degree	ND	ND	ND	ND	ND	ND	ND
25-1113	Social Work Teachers, Postsecondary	Doctoral Degree	ND	ND	ND	ND	ND	ND	ND
25-1067	Sociology Teachers, Postsecondary	Doctoral Degree	ND	ND	ND	ND	ND	ND	ND
25-2042	Special Ed. Teachers, Middle School	Bachelor's Degree	ND	ND	ND	ND	ND	ND	ND
25-2041	Special Ed. Teachers, Preschool, Kndrgrtn., & Elem. School	Bachelor's Degree	ND	ND	ND	ND	ND	ND	ND
25-2043	Special Ed. Teachers, Secondary School	Bachelor's Degree	ND	ND	ND	ND	ND	ND	ND
29-1127	Speech-Language Pathologists	Master's Degree	27	35	8	29.6%	$23.43	$48,740	265%
43-9111	Statistical Assistants	Moderate-Term On-the-Job Training	ND	ND	ND	ND	ND	ND	ND
15-2041	Statisticians	Master's Degree	ND	ND	ND	ND	ND	ND	ND
43-5081	Stock Clerks & Order Fillers	Short-Term On-the-Job Training	385	487	102	26.5%	$9.78	$20,350	111%
47-2221	Structural Iron & Steel Workers	Long-Term On-the-Job Training	77	87	10	13.0%	$13.31	$27,690	150%
51-2041	Structural Metal Fabricators & Fitters	Moderate-Term On-the-Job Training	ND	ND	ND	ND	ND	ND	ND
21-1011	Substance Abuse & Behavioral Disorder Counselors	Master's Degree	12	17	5	41.7%	$15.35	$31,930	174%
29-1067	Surgeons	First Professional Degree	ND	ND	ND	ND	ND	ND	ND
29-2055	Surgical Technologists	Postsecondary Vocational Training	ND	ND	ND	ND	ND	ND	ND
17-3031	Surveying & Mapping Technicians	Moderate-Term On-the-Job Training	ND	ND	ND	ND	ND	ND	ND
17-1022	Surveyors	Bachelor's Degree	ND	ND	ND	ND	ND	ND	ND
43-2011	Switchboard Operators, Incl. Answering Service	Short-Term On-the-Job Training	44	58	14	31.8%	$8.60	$17,890	97%
51-6052	Tailors, Dressmakers, & Custom Sewers	Exp. in a Related Occupation	ND	ND	ND	ND	ND	ND	ND
47-2082	Tapers	Moderate-Term On-the-Job Training	ND	ND	ND	ND	ND	ND	ND
13-2081	Tax Examiners, Collectors, & Revenue Agents	Bachelor's Degree	ND	ND	ND	ND	ND	ND	ND
13-2082	Tax Preparers	Moderate-Term On-the-Job Training	ND	ND	ND	ND	ND	ND	ND
53-3041	Taxi Drivers & Chauffeurs	Short-Term On-the-Job Training	27	40	13	48.1%	$6.80	$14,150	77%
25-9041	Teacher Assistants	Short-Term On-the-Job Training	ND	ND	ND	ND	ND	ND	ND
51-2092	Team Assemblers	Moderate-Term On-the-Job Training	126	139	13	10.3%	$9.99	$20,770	113%
27-3042	Technical Writers	Bachelor's Degree	ND	ND	ND	ND	ND	ND	ND
49-2022	Telecomm. Equip. Install. & Repairers, Except Line Installers	Postsecondary Vocational Training	ND	ND	ND	ND	ND	ND	ND
49-9052	Telecommunications Line Installers & Repairers	Long-Term On-the-Job Training	20	20	0	0.0%	$12.97	$26,970	147%
41-9041	Telemarketers	Short-Term On-the-Job Training	563	829	266	47.2%	$6.62	$13,780	75%
43-2021	Telephone Operators	Short-Term On-the-Job Training	ND	ND	ND	ND	ND	ND	ND
43-3071	Tellers	Short-Term On-the-Job Training	133	151	18	13.5%	$8.67	$18,040	98%
51-6062	Textile Cutting Machine Setters, Oper., & Tenders	Moderate-Term On-the-Job Training	ND	ND	ND	ND	ND	ND	ND

Table A.12: Long-Term Projected Occupational Growth in the Casper MSA[a] by Occupational Title, 2000 and 2010 (Continued)

SOC[b] Code and Occupation Title		Typical Education Requirements[c]	Employment 2000	Projected 2010	Change Number	Change Percent	2001 Average Wage Hourly	Annual	% of Poverty[d]
51-6099	Textile, Apparel, & Furnishings Workers, All Other	Moderate-Term On-the-Job Training	ND	ND	ND	ND	ND	ND	ND
49-3093	Tire Repairers & Changers	Short-Term On-the-Job Training	56	63	7	12.5%	$7.69	$15,990	87%
23-2093	Title Examiners, Abstractors, & Searchers	Moderate-Term On-the-Job Training	28	25	-3	-10.7%	$15.13	$31,460	171%
39-6021	Tour Guides & Escorts	Moderate-Term On-the-Job Training	ND	ND	ND	ND	ND	ND	ND
53-6041	Traffic Technicians	Short-Term On-the-Job Training	ND	ND	ND	ND	ND	ND	ND
13-1073	Training & Development Specialists	Bachelor's Degree	ND	ND	ND	ND	$21.09	$43,870	238%
53-6051	Transportation Inspectors	Exp. in a Related Occupation	ND	ND	ND	ND	ND	ND	ND
53-6099	Transportation Workers, All Other	Short-Term On-the-Job Training	ND	ND	ND	ND	ND	ND	ND
11-3071	Transportation, Storage, & Distribution Managers	Exp. in a Related Occupation	26	29	3	11.5%	$29.28	$60,910	331%
41-3041	Travel Agents	Postsecondary Vocational Training	30	30	0	0.0%	$9.75	$20,290	110%
37-3013	Tree Trimmers & Pruners	Short-Term On-the-Job Training	ND	ND	ND	ND	ND	ND	ND
53-3032	Truck Drivers, Heavy & Tractor-Trailer	Moderate-Term On-the-Job Training	557	613	56	10.1%	$17.21	$35,790	195%
53-3033	Truck Drivers, Light or Delivery Services	Short-Term On-the-Job Training	298	363	65	21.8%	$10.82	$22,510	122%
51-6093	Upholsterers	Long-Term On-the-Job Training	ND	ND	ND	ND	ND	ND	ND
19-3051	Urban & Regional Planners	Master's Degree	ND	ND	ND	ND	ND	ND	ND
39-3031	Ushers, Lobby Attendants, & Ticket Takers	Short-Term On-the-Job Training	ND	ND	ND	ND	ND	ND	ND
29-1131	Veterinarians	First Professional Degree	9	14	5	55.6%	$27.50	$57,200	311%
31-9096	Veterinary Assistants & Laboratory Animal Caretakers	Short-Term On-the-Job Training	12	18	6	50.0%	$6.97	$14,490	79%
29-2056	Veterinary Technologists & Technicians	Associate's Degree	15	23	8	53.3%	$10.01	$20,820	113%
25-1194	Voc. Ed. Teachers, Postsecondary	Doctoral Degree	ND	ND	ND	ND	ND	ND	ND
25-2032	Voc. Ed. Teachers, Secondary School	Bachelor's Degree	ND	ND	ND	ND	ND	ND	ND
35-3031	Waiters & Waitresses	Short-Term On-the-Job Training	789	907	118	15.0%	$6.33	$13,170	72%
51-8031	Water & Liquid Waste Treatment Plant & System Operators	Long-Term On-the-Job Training	ND	ND	ND	ND	ND	ND	ND
43-5111	Weighers, Measurers, Checkers, & Samplers, Recordkeeping	Short-Term On-the-Job Training	ND	ND	ND	ND	$10.84	$22,540	123%
51-4121	Welders, Cutters, Solderers, & Brazers	Postsecondary Vocational Training	376	443	67	17.8%	$13.48	$28,040	152%
51-4122	Welding, Soldering, & Brazing Machine Setters, Oper., & Tenders	Moderate-Term On-the-Job Training	ND	ND	ND	ND	ND	ND	ND
53-7073	Wellhead Pumpers	Moderate-Term On-the-Job Training	ND	ND	ND	ND	ND	ND	ND
13-1022	Wholesale & Retail Buyers, Except Farm Prod.	Bachelor's Degree	23	27	4	17.4%	$16.24	$33,770	184%
51-7042	Woodworking Machine Setters, Oper., & Tenders, Except Sawing	Moderate-Term On-the-Job Training	ND	ND	ND	ND	ND	ND	ND
43-9022	Word Processors & Typists	Moderate-Term On-the-Job Training	ND	ND	ND	ND	ND	ND	ND
27-3043	Writers & Authors	Bachelor's Degree	ND	ND	ND	ND	ND	ND	ND
19-1023	Zoologists & Wildlife Biologists	Doctoral Degree	ND	ND	ND	ND	ND	ND	ND
	Total		**30,950**	**36,400**	**5,450**	**17.6%**	**$13.63**	**$28,720**	**156%**

[a]Metropolitan Statistical Area.
[b]Standard Occupational Classification.
[c]As determined by the U.S. Department of Labor, Bureau of Labor Statistics.
[d]Based on $18,400 annually for a family of four (100% of the 2003 federal poverty guideline).
NA - No hourly wage available; annual only.
ND - Not disclosable due to confidentiality of information.

Figure A.16: Distribution of Projected Net Employment Growth of Occupations in the Casper MSA[a] by Major Group, 2010

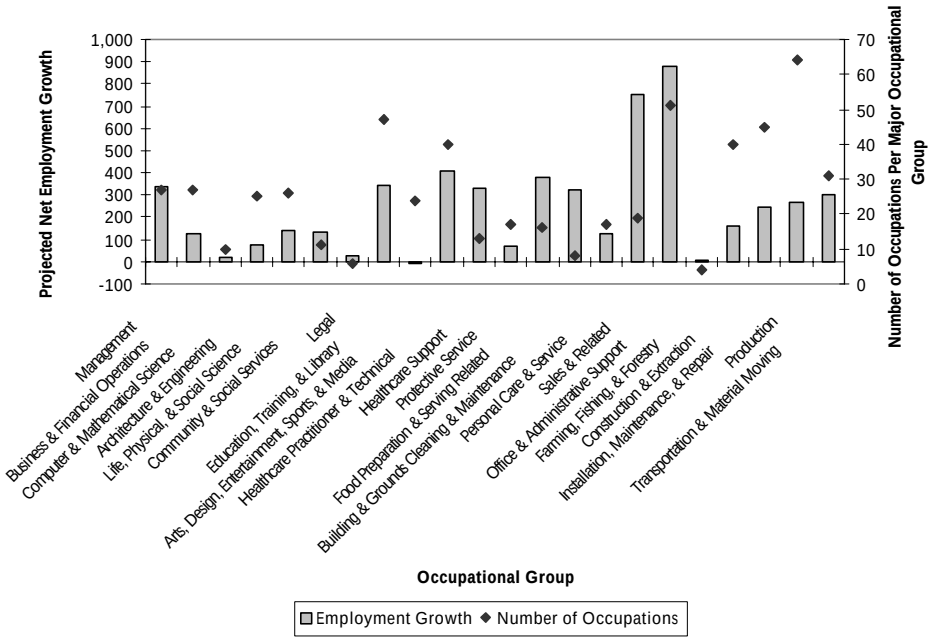

[a]Metropolitan Statistical Area.

Figure A. 17: Distribution of Projected Net Employment Growth of Occupations in the Casper MSA[a] by Typical Education Requirements,[b] 2010

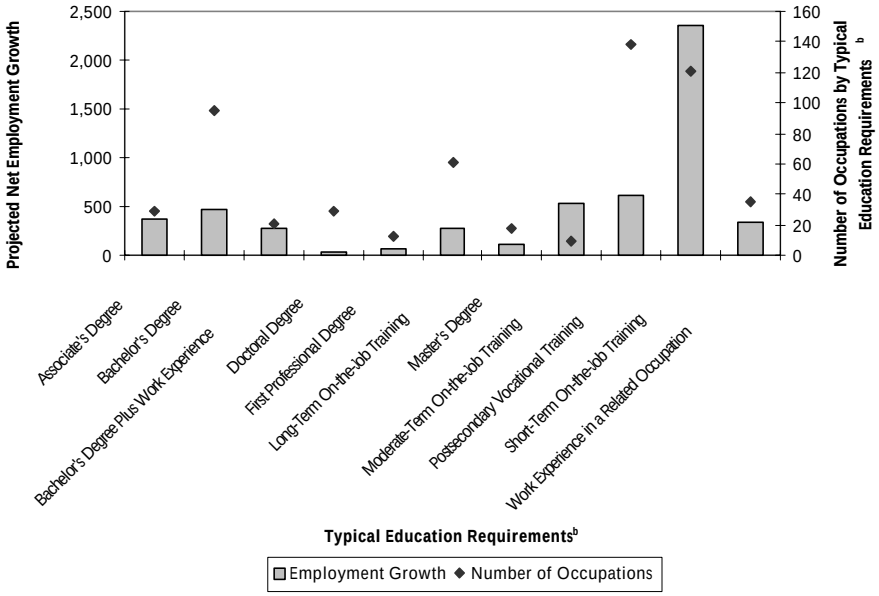

[a]Metropolitan Statistical Area.
[b]As defined by the U.S. Department of Labor, Bureau of Labor Statistics.

Figure A.18: Distribution of Projected Net Employment Growth of Occupations in the Casper MSA[a] by Percentage of the 2003 Federal Poverty Guideline,[b] 2010

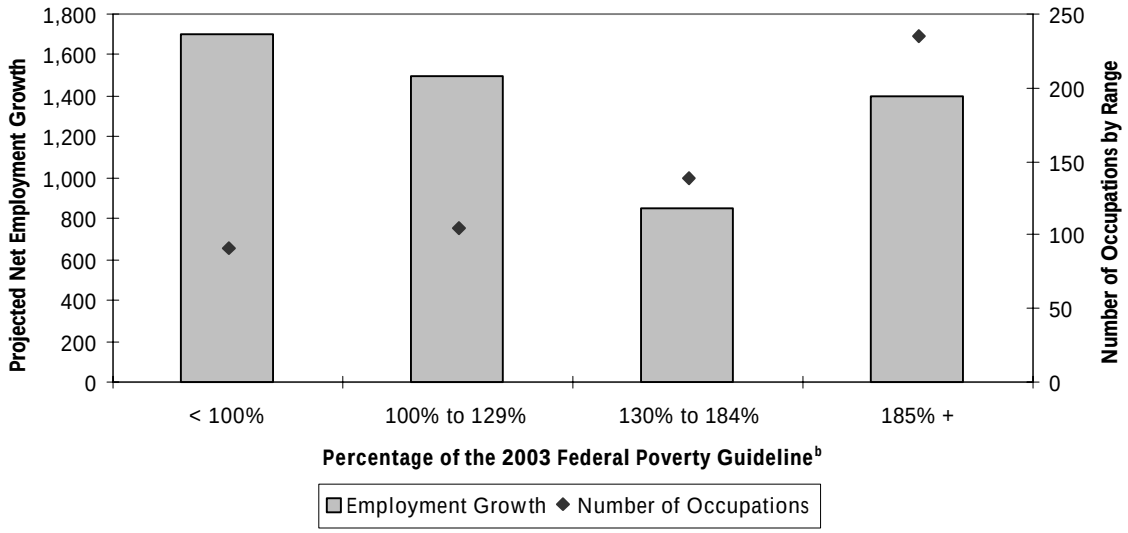

[a]Metropolitan Statistical Area.

[b]Based on $18,400 annually for a family of four.

Table A.13: Long-Term Projected Occupational Growth in the Cheyenne MSA[a] by Highest Net Growth, 2000 and 2010

Rank	SOC[b] Code and Occupation Title		Typical Education Requirements[c]	Employment 2000	Projected 2010	Change Number	Change Percent	2001 Average Wage Hourly	Annual	% of Poverty[d]
1	41-2031	Retail Salespersons	Short-Term On-the-Job Training	1,076	1,294	218	20.3%	$8.78	$18,250	99%
2	37-2011	Janitors & Cleaners, Except Maids & Housekeeping Cleaners	Moderate-Term On-the-Job Training	740	932	192	25.9%	$8.42	$17,510	95%
3	43-3031	Bookkeeping, Accounting, & Auditing Clerks	Moderate-Term On-the-Job Training	558	733	175	31.4%	$10.26	$21,340	116%
4	11-1021	Janitors & Cleaners, Except Maids & Housekeeping Cleaners	Bachelor's Degree Plus Exp.	703	874	171	24.3%	$28.32	$58,910	320%
5	53-3032	Truck Drivers, Heavy & Tractor-Trailer	Moderate-Term On-the-Job Training	600	769	169	28.2%	$14.48	$30,130	164%
6	29-1111	Registered Nurses	Associate's Degree	626	775	149	23.8%	$19.05	$39,620	215%
7	41-2011	Cashiers	Short-Term On-the-Job Training	1,043	1,181	138	13.2%	$7.69	$16,000	87%
8	35-3031	Waiters & Waitresses	Short-Term On-the-Job Training	852	982	130	15.3%	$6.18	$12,850	70%
9	43-6014	Secretaries, Except Legal, Medical, & Executive	Moderate-Term On-the-Job Training	895	1,025	130	14.5%	$10.73	$22,330	121%
10	21-1093	Social & Human Service Assistants	Moderate-Term On-the-Job Training	ND	ND	ND	ND	ND	ND	ND
11	25-2021	Elementary School Teachers, Except Special Ed.	Bachelor's Degree	ND	ND	ND	ND	ND	ND	ND
12	33-9032	Security Guards	Short-Term On-the-Job Training	263	375	112	42.6%	$10.43	$21,700	118%
13	43-5081	Stock Clerks & Order Fillers	Short-Term On-the-Job Training	656	764	108	16.5%	$9.75	$20,280	110%
14	25-9041	Teacher Assistants	Short-Term On-the-Job Training	ND	ND	ND	ND	ND	ND	ND
15	41-9041	Telemarketers	Short-Term On-the-Job Training	ND	ND	ND	ND	ND	ND	ND
16	35-3021	Combined Food Prep. & Serving Workers, Incl. Fast Food	Short-Term On-the-Job Training	661	766	105	15.9%	$6.35	$13,210	72%
17	43-9061	Office Clerks, General	Short-Term On-the-Job Training	419	520	101	24.1%	$9.06	$18,850	102%
18	41-9099	Sales & Related Workers, All Other	Moderate-Term On-the-Job Training	ND	ND	ND	ND	ND	ND	ND
19	43-6011	Executive Secretaries & Administrative Assistants	Moderate-Term On-the-Job Training	373	459	86	23.1%	$12.81	$26,650	145%
20	25-2011	Preschool Teachers, Except Special Ed.	Bachelor's Degree	ND	ND	ND	ND	ND	ND	ND
21	43-1011	First-Line Sprvsrs./Mgrs. of Office & Admin. Support Workers	Exp. in a Related Occupation	363	444	81	22.3%	$15.64	$32,540	177%
22	39-9011	Child Care Workers	Short-Term On-the-Job Training	130	205	75	57.7%	$6.83	$14,200	77%
23	53-3033	Truck Drivers, Light or Delivery Services	Short-Term On-the-Job Training	301	367	66	21.9%	$14.16	$29,460	160%
24	53-7062	Laborers & Freight, Stock, & Material Movers, Hand	Short-Term On-the-Job Training	363	425	62	17.1%	$9.32	$19,390	105%
25	13-2011	Accountants & Auditors	Bachelor's Degree	319	380	61	19.1%	$16.71	$34,750	189%
26	41-1011	First-Line Sprvsrs./Mgrs. of Retail Sales Workers	Exp. in a Related Occupation	366	426	60	16.4%	$14.24	$29,620	161%
27	51-2041	Structural Metal Fabricators & Fitters	Moderate-Term On-the-Job Training	ND	ND	ND	ND	ND	ND	ND
28	11-9199	Managers, All Other	Exp. in a Related Occupation	312	368	56	17.9%	$27.87	$57,980	315%
29	31-1012	Nursing Aides, Orderlies, & Attend.	Short-Term On-the-Job Training	240	296	56	23.3%	$9.23	$19,200	104%
30	43-4171	Receptionists & Information Clerks	Short-Term On-the-Job Training	181	235	54	29.8%	$8.45	$17,580	96%
31	35-1012	First-Line Sprvsrs./Mgrs. of Food Prep. & Serv. Workers	Exp. in a Related Occupation	329	381	52	15.8%	$9.69	$20,140	109%
32	25-2031	Secondary School Teachers, Except Special & Voc. Ed.	Bachelor's Degree	ND	ND	ND	ND	ND	ND	ND
33	35-2012	Cooks, Institution & Cafeteria	Long-Term On-the-Job Training	224	275	51	22.8%	$7.37	$15,330	83%
34	13-1199	Business Operations Specialists, All Other	Bachelor's Degree	397	448	51	12.8%	$20.43	$42,500	231%
35	49-9042	Maintenance & Repair Workers, General	Long-Term On-the-Job Training	296	346	50	16.9%	$10.97	$22,830	124%
36	25-2022	Middle School Teachers, Except Special & Voc. Ed.	Bachelor's Degree	ND	ND	ND	ND	ND	ND	ND
37	37-3011	Landscaping & Groundskeeping Workers	Short-Term On-the-Job Training	156	206	50	32.1%	$9.22	$19,180	104%

Table A.13: Long-Term Projected Occupational Growth in the Cheyenne MSA[a] by Highest Net Growth, 2000 and 2010 (Continued)

Rank	SOC[b] Code and Occupation Title		Typical Education Requirements[c]	Employment 2000	Projected 2010	Change Number	Change Percent	2001 Average Wage Hourly	Annual	% of Poverty[d]
38	49-3023	Automotive Service Technicians & Mechanics	Postsecondary Vocational Training	262	310	48	18.3%	$13.67	$28,430	155%
39	35-2011	Cooks, Fast Food	Short-Term On-the-Job Training	ND	ND	ND	ND	$6.12	$12,730	69%
40	51-2021	Coil Winders, Tapers, & Finishers	Short-Term On-the-Job Training	ND	ND	ND	ND	ND	ND	ND
41	29-2061	Licensed Practical & Licensed Vocational Nurses	Postsecondary Vocational Training	172	214	42	24.4%	$13.03	$27,110	147%
42	41-3041	Travel Agents	Postsecondary Vocational Training	ND	ND	ND	ND	ND	ND	ND
43	47-2073	Operating Engineers & Other Constr. Equip. Operators	Moderate-Term On-the-Job Training	304	345	41	13.5%	$12.85	$26,740	145%
44	51-4072	Molding, Coremaking, & Casting Machine Setters, Oper., & Tenders, Metal & Plastic	Moderate-Term On-the-Job Training	ND	ND	ND	ND	ND	ND	ND
45	35-2014	Cooks, Restaurant	Long-Term On-the-Job Training	309	348	39	12.6%	$7.61	$15,830	86%
46	51-1011	First-Line Sprvsrs./Mgrs. of Production & Operat. Workers	Exp. in a Related Occupation	136	175	39	28.7%	$17.01	$35,370	192%
47	45-9099	Farm., Fishing, & Forestry Workers, All Other	Moderate-Term On-the-Job Training	ND	ND	ND	ND	ND	ND	ND
48	53-3031	Driver/Sales Workers	Short-Term On-the-Job Training	238	273	35	14.7%	$8.62	$17,930	97%
49	51-9061	Inspectors, Testers, Sorters, Samplers, & Weighers	Moderate-Term On-the-Job Training	ND	ND	ND	ND	$12.90	$26,830	146%
50	33-3051	Police & Sheriff's Patrol Officers	Long-Term On-the-Job Training	240	273	33	13.8%	$15.32	$31,860	173%
51	41-4012	Sales Reps., Whlsle. & Manuf., Except Tech. & Scientif. Prod.	Moderate-Term On-the-Job Training	307	339	32	10.4%	$16.78	$34,900	190%
52	53-7051	Industrial Truck & Tractor Operators	Short-Term On-the-Job Training	99	130	31	31.3%	$10.93	$22,730	124%
53	53-3022	Bus Drivers, School	Short-Term On-the-Job Training	ND	ND	ND	ND	ND	ND	ND
54	37-2012	Maids & Housekeeping Cleaners	Short-Term On-the-Job Training	281	312	31	11.0%	$7.16	$14,900	81%
55	43-4051	Customer Service Representatives	Moderate-Term On-the-Job Training	232	262	30	12.9%	$10.34	$21,500	117%
56	49-2011	Computer, Automated Teller, & Office Machine Repairers	Postsecondary Vocational Training	79	108	29	36.7%	$21.64	$45,010	245%
57	47-2061	Construction Laborers	Moderate-Term On-the-Job Training	289	318	29	10.0%	$12.56	$26,130	142%
58	49-3031	Bus & Truck Mechanics & Diesel Engine Specialists	Postsecondary Vocational Training	146	173	27	18.5%	$12.60	$26,210	142%
59	11-3011	Administrative Services Managers	Bachelor's Degree Plus Exp.	203	230	27	13.3%	$25.09	$52,180	284%
60	11-1011	Chief Executives	Bachelor's Degree Plus Exp.	114	141	27	23.7%	$35.98	$74,840	407%
61	53-7064	Packers & Packagers, Hand	Short-Term On-the-Job Training	176	203	27	15.3%	$7.48	$15,550	85%
62	43-3011	Bill & Account Collectors	Short-Term On-the-Job Training	91	117	26	28.6%	$11.00	$22,880	124%
63	31-9099	Healthcare Support Workers, All Other	Short-Term On-the-Job Training	117	143	26	22.2%	$9.70	$20,170	110%
64	11-3031	Financial Managers	Bachelor's Degree Plus Exp.	144	169	25	17.4%	$24.60	$51,160	278%
65	49-9099	Installation, Maintenance, & Repair Workers, All Other	Short-Term On-the-Job Training	97	122	25	25.8%	$13.39	$27,850	151%
66	51-4121	Welders, Cutters, Solderers, & Brazers	Postsecondary Vocational Training	49	74	25	51.0%	$10.14	$21,090	115%
67	43-6013	Medical Secretaries	Postsecondary Vocational Training	110	135	25	22.7%	$9.59	$19,950	108%
68	41-1012	First-Line Sprvsrs./Mgrs. of Non-Retail Sales Workers	Exp. in a Related Occupation	ND	ND	ND	ND	ND	ND	ND
69	43-4999	All Other Financial, Information, & Record Clerks	Short-Term On-the-Job Training	161	184	23	14.3%	$14.77	$30,730	167%
70	25-3021	Self-Enrichment Education Teachers	Exp. in a Related Occupation	ND	ND	ND	ND	$18.12	$37,690	205%
71	21-1021	Child, Family, & School Social Workers	Bachelor's Degree	50	73	23	46.0%	$17.28	$35,940	195%
72	19-4099	Life, Physical, & Social Science Technicians, All Other	Associate's Degree	ND	ND	ND	ND	$14.65	$30,470	166%
73	43-9021	Data Entry Keyers	Moderate-Term On-the-Job Training	70	93	23	32.9%	$8.70	$18,100	98%
74	49-1011	First-Line Sprvsrs./Mgrs. of Mechanics, Install., & Repairers	Exp. in a Related Occupation	141	164	23	16.3%	$20.43	$42,500	231%
75	51-6011	Laundry & Dry Cleaning Workers	Moderate-Term On-the-Job Training	ND	ND	ND	ND	$7.47	$15,530	84%

Table A.13: Long-Term Projected Occupational Growth in the Cheyenne MSA[a] by Highest Net Growth, 2000 and 2010 (Continued)

Rank	SOC[b] Code and Occupation Title		Typical Education Requirements[c]	Employment 2000	Projected 2010	Change Number	Change Percent	2001 Average Wage Hourly	Annual	% of Poverty[d]
76	41-4011	Sales Reps., Whlsle. & Manufact., Tech. & Scientific Prod.	Moderate-Term On-the-Job Training	91	113	22	24.2%	$26.53	$55,180	300%
77	15-1041	Computer Support Specialists	Associate's Degree	136	157	21	15.4%	$17.83	$37,080	202%
78	25-2041	Special Ed. Teachers, Preschool, Kndrgrtn., & Elem. School	Bachelor's Degree	ND	ND	ND	ND	ND	ND	ND
79	47-1011	First-Line Sprvsrs./Mgrs. of Constr. Trades & Extract. Workers	Exp. in a Related Occupation	210	231	21	10.0%	$20.50	$42,650	232%
80	47-2181	Roofers	Moderate-Term On-the-Job Training	151	172	21	13.9%	$14.93	$31,060	169%
81	43-9011	Computer Operators	Moderate-Term On-the-Job Training	74	94	20	27.0%	$12.63	$26,260	143%
82	17-2051	Civil Engineers	Bachelor's Degree	43	63	20	46.5%	$25.59	$53,230	289%
83	43-4151	Order Clerks	Short-Term On-the-Job Training	64	84	20	31.3%	$11.23	$23,370	127%
84	29-1062	Family & General Practitioners	First Professional Degree	96	116	20	20.8%	$46.41	$96,530	525%
85	43-5071	Shipping, Receiving, & Traffic Clerks	Short-Term On-the-Job Training	119	139	20	16.8%	$10.36	$21,550	117%
86	51-4031	Cutting, Punching, & Press Machine Setters, Oper., & Tenders, Metal & Plastic	Moderate-Term On-the-Job Training	27	46	19	70.4%	$9.74	$20,260	110%
87	53-3041	Taxi Drivers & Chauffeurs	Short-Term On-the-Job Training	82	101	19	23.2%	$7.32	$15,230	83%
88	51-9199	Production Workers, All Other	Moderate-Term On-the-Job Training	71	90	19	26.8%	$13.74	$28,570	155%
89	29-1051	Pharmacists	First Professional Degree	86	105	19	22.1%	$29.98	$62,370	339%
90	29-2034	Radiologic Technologists & Technicians	Associate's Degree	72	91	19	26.4%	$14.12	$29,370	160%
91	53-6099	Transportation Workers, All Other	Short-Term On-the-Job Training	ND	ND	ND	ND	ND	ND	ND
92	41-2021	Counter & Rental Clerks	Short-Term On-the-Job Training	89	107	18	20.2%	$8.35	$17,380	94%
93	35-9021	Dishwashers	Short-Term On-the-Job Training	119	137	18	15.1%	$6.64	$13,800	75%
94	39-5012	Hairdressers, Hairstylists, & Cosmetologists	Postsecondary Vocational Training	76	94	18	23.7%	$8.76	$18,220	99%
95	43-9071	Office Machine Operators, Except Computer	Short-Term On-the-Job Training	48	66	18	37.5%	$9.46	$19,680	107%
96	47-2152	Plumbers, Pipefitters, & Steamfitters	Long-Term On-the-Job Training	181	199	18	9.9%	$18.53	$38,550	210%
97	39-2021	Nonfarm Animal Caretakers	Short-Term On-the-Job Training	52	70	18	34.6%	$7.85	$16,330	89%
98	47-2111	Electricians	Long-Term On-the-Job Training	152	170	18	11.8%	$18.26	$37,970	206%
99	49-3011	Aircraft Mechanics & Service Technicians	Postsecondary Vocational Training	103	121	18	17.5%	$18.20	$37,870	206%
100	23-1011	Lawyers	First Professional Degree	251	269	18	7.2%	$24.17	$50,280	273%
101	51-2099	Assemblers & Fabricators, All Other	Moderate-Term On-the-Job Training	ND	ND	ND	ND	$8.08	$16,800	91%
102	43-3021	Billing & Posting Clerks & Machine Operators	Short-Term On-the-Job Training	159	176	17	10.7%	$10.40	$21,620	118%
103	43-5032	Dispatchers, Except Police, Fire, & Ambulance	Moderate-Term On-the-Job Training	ND	ND	ND	ND	ND	ND	ND
104	11-9051	Food Service Managers	Exp. in a Related Occupation	81	98	17	21.0%	$16.29	$33,880	184%
105	35-3011	Bartenders	Short-Term On-the-Job Training	165	182	17	10.3%	$7.09	$14,740	80%
106	17-2151	Mining & Geological Engineers, Incl. Mining Safety Engrs.	Bachelor's Degree	ND	ND	ND	ND	$33.13	$68,920	375%
107	11-9151	Social & Community Service Managers	Bachelor's Degree	114	130	16	14.0%	$18.69	$38,880	211%
108	25-3999	All Other Teachers, Primary, Secondary, & Adult	Bachelor's Degree	94	110	16	17.0%	NA	$21,460	117%
109	15-1021	Computer Programmers	Bachelor's Degree	111	127	16	14.4%	$21.12	$43,920	239%
110	29-1127	Speech-Language Pathologists	Master's Degree	43	59	16	37.2%	$21.57	$44,870	244%
111	31-9092	Medical Assistants	Moderate-Term On-the-Job Training	66	82	16	24.2%	$9.23	$19,200	104%
112	31-9091	Dental Assistants	Moderate-Term On-the-Job Training	67	82	15	22.4%	$10.10	$21,010	114%

Table A.13: Long-Term Projected Occupational Growth in the Cheyenne MSA[a] by Highest Net Growth, 2000 and 2010 (Continued)

Rank	SOC[b] Code and Occupation Title		Typical Education Requirements[c]	Employment 2000	Projected 2010	Change Number	Change Percent	2001 Average Wage Hourly	Annual	% of Poverty[d]
113	35-2015	Cooks, Short Order	Short-Term On-the-Job Training	ND	ND	ND	ND	$7.40	$15,380	84%
114	17-2072	Electronics Engineers, Except Computer	Bachelor's Degree	ND	ND	ND	ND	$19.84	$41,270	224%
115	51-8093	Petroleum Pump System Oper., Refinery Oper., & Gaugers	Long-Term On-the-Job Training	ND	ND	ND	ND	ND	ND	ND
116	31-1011	Home Health Aides	Short-Term On-the-Job Training	ND	ND	ND	ND	ND	ND	ND
117	53-3021	Bus Drivers, Transit & Intercity	Moderate-Term On-the-Job Training	50	64	14	28.0%	$11.71	$24,360	132%
118	29-2021	Dental Hygienists	Associate's Degree	ND	ND	ND	ND	$24.62	$51,210	278%
119	39-9032	Recreation Workers	Bachelor's Degree	38	52	14	36.8%	$9.17	$19,070	104%
120	51-4199	Metal Workers & Plastic Workers, All Other	Moderate-Term On-the-Job Training	ND	ND	ND	ND	ND	ND	ND
121	41-2022	Parts Salespersons	Moderate-Term On-the-Job Training	101	115	14	13.9%	$10.80	$22,460	122%
122	43-4071	File Clerks	Short-Term On-the-Job Training	103	117	14	13.6%	$8.20	$17,060	93%
123	25-2032	Voc. Ed. Teachers, Secondary School	Bachelor's Degree	ND	ND	ND	ND	ND	ND	ND
124	37-1011	First-Line Sprvsrs./Mgrs. of Housekeeping & Janit. Workers	Exp. in a Related Occupation	52	65	13	25.0%	$11.50	$23,910	130%
125	29-1122	Occupational Therapists	Bachelor's Degree	37	50	13	35.1%	$20.50	$42,640	232%
126	35-2021	Food Prep. Workers	Short-Term On-the-Job Training	85	98	13	15.3%	$7.26	$15,090	82%
127	49-9051	Electrical Power-Line Installers & Repairers	Long-Term On-the-Job Training	176	189	13	7.4%	$13.59	$28,270	154%
128	53-1021	First-Line Sprvsrs./Mgrs. of Helpers, Laborers, & Material Movers, Hand	Exp. in a Related Occupation	64	77	13	20.3%	$17.58	$36,560	199%
129	43-2011	Switchboard Operators, Incl. Answering Service	Short-Term On-the-Job Training	54	67	13	24.1%	$8.91	$18,540	101%
130	53-7199	Material Moving Workers, All Other	Moderate-Term On-the-Job Training	57	70	13	22.8%	$9.06	$18,840	102%
131	49-3093	Tire Repairers & Changers	Short-Term On-the-Job Training	ND	ND	ND	ND	$7.05	$14,660	80%
132	43-9999	All Other Secretaries, Admin. Asst., & Other Office Supp. Workers	Short-Term On-the-Job Training	75	88	13	17.3%	$9.45	$19,660	107%
133	51-4011	Computer-Controlled Machine Tool Operators, Metal & Plastic	Long-Term On-the-Job Training	ND	ND	ND	ND	ND	ND	ND
134	33-2011	Fire Fighters	Long-Term On-the-Job Training	105	118	13	12.4%	$14.85	$30,880	168%
135	35-3022	Counter Attend., Cafeteria, Food Concession, & Coffee Shop	Short-Term On-the-Job Training	81	94	13	16.0%	$6.89	$14,320	78%
136	53-1031	First-Line Sprvsrs./Mgrs. of Transportation & Material-Moving Machine & Vehicle Operators	Exp. in a Related Occupation	45	58	13	28.9%	$16.68	$34,690	189%
137	19-3031	Clinical, Counseling, & School Psychologists	Bachelor's Degree	43	55	12	27.9%	$22.24	$46,250	251%
138	47-2141	Painters, Construction & Maintenance	Moderate-Term On-the-Job Training	100	112	12	12.0%	$11.73	$24,400	133%
139	13-1073	Training & Development Specialists	Bachelor's Degree	42	54	12	28.6%	$15.94	$33,160	180%
140	29-9199	Health Professionals & Technicians, All Other	Associate's Degree	ND	ND	ND	ND	ND	ND	ND
141	17-2199	Engineers, All Other	Bachelor's Degree	133	145	12	9.0%	$22.23	$46,240	251%
142	43-3071	Tellers	Short-Term On-the-Job Training	104	115	11	10.6%	$8.50	$17,670	96%
143	11-3021	Computer & Information Systems Managers	Bachelor's Degree Plus Exp.	70	81	11	15.7%	$25.35	$52,740	287%
144	29-1123	Physical Therapists	Master's Degree	42	53	11	26.2%	$25.25	$52,510	285%
145	21-1012	Educational, Vocational, & School Counselors	Master's Degree	50	61	11	22.0%	$19.81	$41,210	224%
146	47-2031	Carpenters	Long-Term On-the-Job Training	221	232	11	5.0%	$16.15	$33,590	183%
147	43-4181	Reservation & Transportation Ticket Agents & Travel Clerks	Short-Term On-the-Job Training	48	59	11	22.9%	$10.18	$21,170	115%
148	11-9032	Education Administrators, Elementary & Secondary School	Bachelor's Degree Plus Exp.	ND	ND	ND	ND	ND	ND	ND

Table A.13: Long-Term Projected Occupational Growth in the Cheyenne MSA[a] by Highest Net Growth, 2000 and 2010 (Continued)

Rank	SOC[b] Code and Occupation Title		Typical Education Requirements[c]	Employment 2000	Projected 2010	Change Number	Change Percent	2001 Average Wage Hourly	Annual	% of Poverty[d]
149	25-1199	Postsecondary Teachers, All Other	Doctoral Degree	ND	ND	ND	ND	ND	ND	ND
150	19-3099	Social Scientists & Related Workers, All Other	Master's Degree	ND	ND	ND	ND	ND	ND	ND
151	35-9011	Dining Room & Cafeteria Attendants & Bartender Helpers	Short-Term On-the-Job Training	114	125	11	9.6%	$6.13	$12,760	69%
152	43-4161	Human Resources Assistants, Except Payroll & Timekeeping	Short-Term On-the-Job Training	54	65	11	20.4%	$14.29	$29,720	162%
153	29-2071	Medical Records & Health Information Technicians	Associate's Degree	54	65	11	20.4%	$12.11	$25,190	137%
154	31-9011	Massage Therapists	Postsecondary Vocational Training	ND	ND	ND	ND	ND	ND	ND
155	21-1015	Rehabilitation Counselors	Master's Degree	ND	ND	ND	ND	ND	ND	ND
156	29-1131	Veterinarians	First Professional Degree	24	35	11	45.8%	$30.81	$64,090	348%
157	29-1199	Health Diagnosing & Treating Practitioners, All Other	First Professional Degree	ND	ND	ND	ND	ND	ND	ND
158	11-3040	Human Resources Managers	Bachelor's Degree Plus Exp.	57	68	11	19.3%	$25.23	$52,470	285%
159	27-3031	Public Relations Specialists	Bachelor's Degree	52	63	11	21.2%	$16.82	$34,980	190%
160	15-1051	Computer Systems Analysts	Bachelor's Degree	57	67	10	17.5%	$22.41	$46,620	253%
161	11-9111	Medical & Health Services Managers	Bachelor's Degree Plus Exp.	59	69	10	16.9%	$26.21	$54,510	296%
162	25-9031	Instructional Coordinators	Master's Degree	94	104	10	10.6%	$21.52	$44,770	243%
163	35-9031	Hosts & Hostesses, Restaurant, Lounge, & Coffee Shop	Short-Term On-the-Job Training	90	100	10	11.1%	$6.86	$14,260	78%
164	13-2072	Loan Officers	Bachelor's Degree	83	93	10	12.0%	$15.91	$33,080	180%
165	11-2031	Public Relations Managers	Bachelor's Degree Plus Exp.	31	40	9	29.0%	$25.29	$52,600	286%
166	29-2011	Medical & Clinical Laboratory Technologists	Bachelor's Degree	45	55	10	22.2%	$15.45	$32,140	175%
167	43-9051	Mail Clerks & Mail Machine Operators, Except Postal Serv.	Short-Term On-the-Job Training	ND	ND	ND	ND	ND	ND	ND
168	51-7011	Cabinetmakers & Bench Carpenters	Long-Term On-the-Job Training	57	66	9	15.8%	$12.76	$26,540	144%
169	47-2051	Cement Masons & Concrete Finishers	Long-Term On-the-Job Training	81	90	9	11.1%	$11.57	$24,070	131%
170	29-2056	Veterinary Technologists & Technicians	Associate's Degree	19	28	9	47.4%	$10.99	$22,860	124%
171	19-1031	Conservation Scientists	Bachelor's Degree	ND	ND	ND	ND	ND	ND	ND
172	43-5031	Police, Fire, & Ambulance Dispatchers	Moderate-Term On-the-Job Training	83	92	9	10.8%	$12.03	$25,020	136%
173	31-9094	Medical Transcriptionists	Postsecondary Vocational Training	33	42	9	27.3%	$12.61	$26,230	143%
174	43-4131	Loan Interviewers & Clerks	Short-Term On-the-Job Training	82	91	9	11.0%	$11.19	$23,280	127%
175	11-2022	Sales Managers	Bachelor's Degree Plus Exp.	52	61	9	17.3%	$29.47	$61,300	333%
176	17-3013	Mechanical Drafters	Postsecondary Vocational Training	ND	ND	ND	ND	ND	ND	ND
177	49-9098	Helpers--Installation, Maintenance, & Repair Workers	Short-Term On-the-Job Training	42	51	9	21.4%	$9.00	$18,710	102%
178	41-9011	Demonstrators & Product Promoters	Moderate-Term On-the-Job Training	ND	ND	ND	ND	$10.87	$22,620	123%
179	43-3051	Payroll & Timekeeping Clerks	Short-Term On-the-Job Training	42	50	8	19.0%	$13.35	$27,770	151%
180	25-2043	Special Ed. Teachers, Secondary School	Bachelor's Degree	ND	ND	ND	ND	ND	ND	ND
181	41-3031	Securities, Commodities, & Financial Services Sales Agents	Bachelor's Degree	ND	ND	ND	ND	ND	ND	ND
182	33-1012	First-Line Sprvsrs./Mgrs. of Police & Detectives	Exp. in a Related Occupation	65	73	8	12.3%	$23.17	$48,190	262%
183	25-2012	Kndrgrtn. Teachers, Except Special Ed.	Bachelor's Degree	ND	ND	ND	ND	ND	ND	ND
184	31-9096	Veterinary Assistants & Laboratory Animal Caretakers	Short-Term On-the-Job Training	17	25	8	47.1%	$8.35	$17,360	94%
185	13-2081	Tax Examiners, Collectors, & Revenue Agents	Bachelor's Degree	104	112	8	7.7%	$21.96	$45,670	248%
186	43-9081	Proofreaders & Copy Markers	Short-Term On-the-Job Training	ND	ND	ND	ND	ND	ND	ND
187	29-2052	Pharmacy Technicians	Moderate-Term On-the-Job Training	44	52	8	18.2%	$12.59	$26,180	142%
188	15-1071	Network & Computer Systems Administrators	Bachelor's Degree	41	49	8	19.5%	$19.18	$39,900	217%

Table A.13: Long-Term Projected Occupational Growth in the Cheyenne MSA[a] by Highest Net Growth, 2000 and 2010 (Continued)

Rank	SOC[b] Code and Occupation Title		Typical Education Requirements[c]	Employment 2000	Projected 2010	Change Number	Change Percent	2001 Average Wage Hourly	Annual	% of Poverty[d]
189	17-2141	Mechanical Engineers	Bachelor's Degree	21	29	8	38.1%	$22.98	$47,790	260%
190	11-9041	Engineering Managers	Bachelor's Degree Plus Exp.	67	75	8	11.9%	$31.09	$64,670	351%
191	53-7061	Cleaners of Vehicles & Equip.	Short-Term On-the-Job Training	36	44	8	22.2%	$8.29	$17,250	94%
192	29-2012	Medical & Clinical Laboratory Technicians	Associate's Degree	35	43	8	22.9%	$10.68	$22,220	121%
193	47-2121	Glaziers	Long-Term On-the-Job Training	31	39	8	25.8%	$11.07	$23,030	125%
194	11-2011	Advertising & Promotions Managers	Bachelor's Degree Plus Exp.	28	36	8	28.6%	$21.31	$44,320	241%
195	13-1051	Cost Estimators	Bachelor's Degree	38	46	8	21.1%	$19.88	$41,360	225%
196	43-4061	Eligibility Interviewers, Government Programs	Moderate-Term On-the-Job Training	ND	ND	ND	ND	ND	ND	ND
197	21-1011	Substance Abuse & Behavioral Disorder Counselors	Master's Degree	ND	ND	ND	ND	ND	ND	ND
198	17-1011	Architects, Except Landscape & Naval	Bachelor's Degree	ND	ND	ND	ND	ND	ND	ND
199	47-2211	Sheet Metal Workers	Moderate-Term On-the-Job Training	78	85	7	9.0%	$14.78	$30,750	167%
200	11-9033	Education Administrators, Postsecondary	Bachelor's Degree Plus Exp.	ND	ND	ND	ND	ND	ND	ND
201	13-1023	Purchasing Agents, Except Wholesale, Retail, & Farm Prod.	Bachelor's Degree	66	73	7	10.6%	$18.81	$39,120	213%
202	43-5021	Couriers & Messengers	Short-Term On-the-Job Training	24	31	7	29.2%	$9.69	$20,150	110%
203	37-3012	Pesticide Handlers, Sprayers, & Applicators, Vegetation	Moderate-Term On-the-Job Training	29	36	7	24.1%	$9.12	$18,980	103%
204	35-9099	Food Prep. & Serving Related Workers, All Other	Short-Term On-the-Job Training	66	73	7	10.6%	$6.75	$14,050	76%
205	25-9199	Library, Museum, Training, & Other Ed. Workers, All Other	Bachelor's Degree	ND	ND	ND	ND	ND	ND	ND
206	29-1067	Surgeons	First Professional Degree	ND	ND	ND	ND	ND	ND	ND
207	25-4031	Library Technicians	Short-Term On-the-Job Training	ND	ND	ND	ND	ND	ND	ND
208	49-2022	Telecomm. Equip. Install. & Repairers, Except Line Installers	Postsecondary Vocational Training	77	83	6	7.8%	$15.30	$31,830	173%
209	13-1071	Employment, Recruitment, & Placement Specialists	Bachelor's Degree	29	35	6	20.7%	$16.16	$33,600	183%
210	19-1099	Life Scientists, All Other	Bachelor's Degree	36	42	6	16.7%	$21.61	$44,950	244%
211	33-9099	Protect. Serv. Workers, All Other	Short-Term On-the-Job Training	67	73	6	9.0%	$17.29	$35,950	195%
212	29-1069	Physicians & Surgeons, All Other	First Professional Degree	ND	ND	ND	ND	ND	ND	ND
213	21-9099	All Other Counselors, Social & Religious Workers	Bachelor's Degree	69	75	6	8.7%	$18.25	$37,960	206%
214	13-1061	Emergency Management Specialists	Exp. in a Related Occupation	12	18	6	50.0%	$17.09	$35,550	193%
215	19-2041	Environmental Scientists & Specialists, Incl. Health	Bachelor's Degree	14	20	6	42.9%	$17.94	$37,320	203%
216	49-3021	Automotive Body & Related Repairers	Long-Term On-the-Job Training	39	45	6	15.4%	$15.32	$31,860	173%
217	17-3022	Civil Engineering Technicians	Associate's Degree	ND	ND	ND	ND	ND	ND	ND
218	17-3023	Electrical & Electronic Engineering Technicians	Associate's Degree	38	44	6	15.8%	$18.18	$37,810	205%
219	29-1126	Respiratory Therapists	Associate's Degree	ND	ND	ND	ND	ND	ND	ND
220	51-2092	Team Assemblers	Moderate-Term On-the-Job Training	ND	ND	ND	ND	ND	ND	ND
221	39-9031	Fitness Trainers & Aerobics Instructors	Postsecondary Vocational Training	ND	ND	ND	ND	ND	ND	ND
222	29-1020	Dentists	First Professional Degree	27	32	5	18.5%	$48.28	$100,430	546%
223	13-1022	Wholesale & Retail Buyers, Except Farm Prod.	Bachelor's Degree	30	35	5	16.7%	$26.81	$55,770	303%
224	43-4031	Court, Municipal, & License Clerks	Short-Term On-the-Job Training	ND	ND	ND	ND	ND	ND	ND
225	47-2071	Paving, Surfacing, & Tamping Equip. Operators	Moderate-Term On-the-Job Training	ND	ND	ND	ND	ND	ND	ND
226	47-2130	Insulation Workers	Moderate-Term On-the-Job Training	ND	ND	ND	ND	ND	ND	ND
227	31-9093	Medical Equip. Preparers	Short-Term On-the-Job Training	ND	ND	ND	ND	ND	ND	ND
228	25-2023	Voc. Ed. Teachers, Middle School	Bachelor's Degree	ND	ND	ND	ND	ND	ND	ND

Table A.13: Long-Term Projected Occupational Growth in the Cheyenne MSA[a] by Highest Net Growth, 2000 and 2010 (Continued)

Rank	SOC[b] Code and Occupation Title		Typical Education Requirements[c]	Employment 2000	Projected 2010	Change Number	Change Percent	2001 Average Wage Hourly	Annual	% of Poverty[d]
229	39-9099	Personal Care & Service Workers, All Other	Short-Term On-the-Job Training	ND	ND	ND	ND	$7.78	$16,180	88%
230	43-9111	Statistical Assistants	Moderate-Term On-the-Job Training	21	26	5	23.8%	$15.26	$31,740	173%
231	19-1023	Zoologists & Wildlife Biologists	Doctoral Degree	ND	ND	ND	ND	ND	ND	ND
232	25-2042	Special Ed. Teachers, Middle School	Bachelor's Degree	ND	ND	ND	ND	ND	ND	ND
233	47-4999	All Other Construction Trades & Related Workers	Moderate-Term On-the-Job Training	19	24	5	26.3%	$13.57	$28,230	153%
234	15-1031	Computer Software Engineers, Applications	Bachelor's Degree	30	35	5	16.7%	$24.86	$51,720	281%
235	25-4021	Librarians	Master's Degree	29	34	5	17.2%	$19.73	$41,050	223%
236	43-6012	Legal Secretaries	Postsecondary Vocational Training	63	68	5	7.9%	$11.09	$23,060	125%
237	51-3011	Bakers	Long-Term On-the-Job Training	53	58	5	9.4%	$10.25	$21,330	116%
238	29-1063	Internists, General	First Professional Degree	ND	ND	ND	ND	ND	ND	ND
239	37-1012	First-Line Sprvsrs./Mgrs. of Landscaping, Lawn Service, & Groundskeeping Workers	Exp. in a Related Occupation	16	20	4	25.0%	$14.54	$30,250	164%
240	29-2055	Surgical Technologists	Postsecondary Vocational Training	ND	ND	ND	ND	ND	ND	ND
241	11-3071	Transportation, Storage, & Distribution Managers	Exp. in a Related Occupation	35	39	4	11.4%	$24.50	$50,960	277%
242	27-1099	All Other Art & Design Workers	Bachelor's Degree	18	22	4	22.2%	$17.94	$37,310	203%
243	11-3061	Purchasing Managers	Bachelor's Degree Plus Exp.	22	26	4	18.2%	$25.30	$52,620	286%
244	43-4121	Library Assistants, Clerical	Short-Term On-the-Job Training	ND	ND	ND	ND	ND	ND	ND
245	53-2011	Airline Pilots, Copilots, & Flight Engineers	Bachelor's Degree	27	31	4	14.8%	NA	$57,110	310%
246	43-9022	Word Processors & Typists	Moderate-Term On-the-Job Training	18	22	4	22.2%	$11.69	$24,320	132%
247	39-1021	First-Line Sprvsrs./Mgrs. of Personal Service Workers	Exp. in a Related Occupation	15	19	4	26.7%	$13.00	$27,040	147%
248	49-3022	Automotive Glass Installers & Repairers	Long-Term On-the-Job Training	ND	ND	ND	ND	ND	ND	ND
249	17-1022	Surveyors	Bachelor's Degree	9	13	4	44.4%	$24.80	$51,580	280%
250	47-2151	Pipelayers	Moderate-Term On-the-Job Training	ND	ND	ND	ND	ND	ND	ND
251	13-2021	Appraisers & Assessors of Real Estate	Postsecondary Vocational Training	35	39	4	11.4%	$18.80	$39,110	213%
252	21-1023	Mental Health & Substance Abuse Social Workers	Master's Degree	ND	ND	ND	ND	ND	ND	ND
253	29-1011	Chiropractors	First Professional Degree	ND	ND	ND	ND	ND	ND	ND
254	17-3011	Architectural & Civil Drafters	Postsecondary Vocational Training	ND	ND	ND	ND	ND	ND	ND
255	11-1031	Legislators	Bachelor's Degree Plus Exp.	25	29	4	16.0%	$7.03	$14,620	79%
256	19-3021	Market Research Analysts	Bachelor's Degree	ND	ND	ND	ND	ND	ND	ND
257	51-9082	Medical Appliance Technicians	Long-Term On-the-Job Training	ND	ND	ND	ND	ND	ND	ND
258	17-2071	Electrical Engineers	Bachelor's Degree	14	17	3	21.4%	$31.43	$65,380	355%
259	49-3042	Mobile Heavy Equip. Mechanics, Except Engines	Postsecondary Vocational Training	32	35	3	9.4%	$18.59	$38,660	210%
260	43-4081	Hotel, Motel, & Resort Desk Clerks	Short-Term On-the-Job Training	88	91	3	3.4%	$6.86	$14,260	78%
261	43-4141	New Accounts Clerks	Exp. in a Related Occupation	29	32	3	10.3%	$11.19	$23,270	126%
262	19-3094	Political Scientists	Master's Degree	ND	ND	ND	ND	ND	ND	ND
263	15-1081	Network Systems & Data Communications Analysts	Bachelor's Degree	22	25	3	13.6%	$16.96	$35,270	192%
264	13-1041	Compliance Officers, Except Agriculture, Construction, Health & Safety, & Transportation	Long-Term On-the-Job Training	28	31	3	10.7%	$18.31	$38,070	207%
265	15-1099	Computer Specialists, All Other	Postsecondary Vocational Training	15	18	3	20.0%	$14.25	$29,640	161%
266	39-3091	Amusement & Recreation Attendants	Short-Term On-the-Job Training	68	71	3	4.4%	$6.65	$13,830	75%

Table A.13: Long-Term Projected Occupational Growth in the Cheyenne MSA[a] by Highest Net Growth, 2000 and 2010 (Continued)

Rank	SOC[b] Code and Occupation Title		Typical Education Requirements[c]	Employment 2000	Projected 2010	Change Number	Change Percent	2001 Average Wage Hourly	Annual	% of Poverty[d]
267	51-9041	Extruding, Forming, Pressing, & Compacting Machine Setters, Oper., & Tenders	Moderate-Term On-the-Job Training	ND	ND	ND	ND	ND	ND	ND
268	33-1099	First-Line Sprvsrs./Mgrs., Protect. Serv. Workers, All Other	Exp. in a Related Occupation	26	29	3	11.5%	$22.88	$47,590	259%
269	11-9021	Construction Managers	Bachelor's Degree	32	35	3	9.4%	$30.70	$63,860	347%
270	13-2082	Tax Preparers	Moderate-Term On-the-Job Training	ND	ND	ND	ND	ND	ND	ND
271	47-2081	Drywall & Ceiling Tile Installers	Moderate-Term On-the-Job Training	ND	ND	ND	ND	ND	ND	ND
272	29-1031	Dietitians & Nutritionists	Bachelor's Degree	16	19	3	18.8%	$20.03	$41,660	226%
273	31-2021	Physical Therapist Assistants	Associate's Degree	14	17	3	21.4%	$14.29	$29,720	162%
274	21-1014	Mental Health Counselors	Master's Degree	ND	ND	ND	ND	ND	ND	ND
275	29-1071	Physician Assistants	Bachelor's Degree	13	16	3	23.1%	$26.37	$54,850	298%
276	43-5061	Production, Planning, & Expediting Clerks	Short-Term On-the-Job Training	28	31	3	10.7%	$14.63	$30,430	165%
277	19-2042	Geoscientists, Except Hydrologists & Geographers	Bachelor's Degree	12	15	3	25.0%	$24.60	$51,160	278%
278	13-1111	Management Analysts	Bachelor's Degree Plus Exp.	22	25	3	13.6%	$23.58	$49,050	267%
279	25-1021	Computer Science Teachers, Postsecondary	Doctoral Degree	ND	ND	ND	ND	ND	ND	ND
280	11-9121	Natural Sciences Managers	Bachelor's Degree Plus Exp.	ND	ND	ND	ND	ND	ND	ND
281	49-2021	Radio Mechanics	Postsecondary Vocational Training	ND	ND	ND	ND	ND	ND	ND
282	31-2011	Occupational Therapist Assistants	Associate's Degree	ND	ND	ND	ND	ND	ND	ND
283	35-1011	Chefs & Head Cooks	Postsecondary Vocational Training	14	17	3	21.4%	$14.22	$29,580	161%
284	49-3099	All Other Vehicle & Mobile Equip. Mechanics, Install., & Repairers	Moderate-Term On-the-Job Training	ND	ND	ND	ND	ND	ND	ND
285	17-3031	Surveying & Mapping Technicians	Moderate-Term On-the-Job Training	23	26	3	13.0%	$16.22	$33,740	183%
286	25-1022	Mathematical Science Teachers, Postsecondary	Doctoral Degree	ND	ND	ND	ND	ND	ND	ND
287	19-1042	Medical Scientists, Except Epidemiologists	Doctoral Degree	ND	ND	ND	ND	ND	ND	ND
288	49-9064	Watch Repairers	Long-Term On-the-Job Training	ND	ND	ND	ND	ND	ND	ND
289	15-2041	Statisticians	Master's Degree	ND	ND	ND	ND	ND	ND	ND
290	47-3019	Helpers, Construction Trades, All Other	Short-Term On-the-Job Training	ND	ND	ND	ND	$8.38	$17,420	95%
291	51-3021	Butchers & Meat Cutters	Long-Term On-the-Job Training	42	45	3	7.1%	$13.37	$27,810	151%
292	51-5022	Prepress Technicians & Workers	Long-Term On-the-Job Training	ND	ND	ND	ND	$9.03	$18,780	102%
293	47-3015	Helpers--Pipelayers, Plumbers, Pipefitters, & Steamfitters	Short-Term On-the-Job Training	22	25	3	13.6%	$12.08	$25,120	137%
294	47-2082	Tapers	Moderate-Term On-the-Job Training	ND	ND	ND	ND	ND	ND	ND
295	49-9043	Maintenance Workers, Machinery	Long-Term On-the-Job Training	13	16	3	23.1%	$13.58	$28,240	153%
296	25-1071	Health Specialties Teachers, Postsecondary	Doctoral Degree	ND	ND	ND	ND	ND	ND	ND
297	21-1022	Medical & Public Health Social Workers	Bachelor's Degree	ND	ND	ND	ND	ND	ND	ND
298	13-2031	Budget Analysts	Bachelor's Degree	27	29	2	7.4%	$20.65	$42,950	233%
299	23-2093	Title Examiners, Abstractors, & Searchers	Moderate-Term On-the-Job Training	31	33	2	6.5%	$12.30	$25,590	139%
300	17-2112	Industrial Engineers	Bachelor's Degree	ND	ND	ND	ND	ND	ND	ND
301	29-1121	Audiologists	Master's Degree	ND	ND	ND	ND	ND	ND	ND
302	17-2081	Environmental Engineers	Bachelor's Degree	13	15	2	15.4%	$31.68	$65,900	358%
303	43-9041	Insurance Claims & Policy Processing Clerks	Moderate-Term On-the-Job Training	ND	ND	ND	ND	$8.48	$17,640	96%
304	23-2011	Paralegals & Legal Assistants	Associate's Degree	ND	ND	ND	ND	$16.52	$34,360	187%

Table A.13: Long-Term Projected Occupational Growth in the Cheyenne MSA[a] by Highest Net Growth, 2000 and 2010 (Continued)

Rank	SOC[b] Code and Occupation Title		Typical Education Requirements[c]	Employment 2000	Projected 2010	Change Number	Change Percent	2001 Average Wage Hourly	Annual	% of Poverty[d]
305	53-3099	Motor Vehicle Operators, All Other	Short-Term On-the-Job Training	24	26	2	8.3%	$12.11	$25,200	137%
306	27-3091	Interpreters & Translators	Long-Term On-the-Job Training	ND	ND	ND	ND	ND	ND	ND
307	51-6031	Sewing Machine Operators	Moderate-Term On-the-Job Training	ND	ND	ND	ND	ND	ND	ND
308	49-3091	Bicycle Repairers	Moderate-Term On-the-Job Training	ND	ND	ND	ND	ND	ND	ND
309	17-3012	Electrical & Electronics Drafters	Postsecondary Vocational Training	ND	ND	ND	ND	ND	ND	ND
310	43-5052	Postal Service Mail Carriers	Short-Term On-the-Job Training	ND	ND	ND	ND	ND	ND	ND
311	23-9099	All Other Legal & Related Workers	Bachelor's Degree	17	19	2	11.8%	$18.33	$38,120	207%
312	43-5053	Postal Service Mail Sorters, Processors, & Processing Machine Operators	Short-Term On-the-Job Training	ND	ND	ND	ND	ND	ND	ND
313	25-1011	Business Teachers, Postsecondary	Doctoral Degree	ND	ND	ND	ND	ND	ND	ND
314	49-9062	Medical Equip. Repairers	Moderate-Term On-the-Job Training	ND	ND	ND	ND	ND	ND	ND
315	17-2011	Aerospace Engineers	Bachelor's Degree	ND	ND	ND	ND	ND	ND	ND
316	39-6021	Tour Guides & Escorts	Moderate-Term On-the-Job Training	ND	ND	ND	ND	ND	ND	ND
317	11-9141	Property, Real Estate, & Community Association Managers	Bachelor's Degree	24	26	2	8.3%	$16.55	$34,430	187%
318	33-3012	Correctional Officers & Jailers	Moderate-Term On-the-Job Training	ND	ND	ND	ND	ND	ND	ND
319	29-2032	Diagnostic Medical Sonographers	Associate's Degree	ND	ND	ND	ND	ND	ND	ND
320	29-1065	Pediatricians, General	First Professional Degree	ND	ND	ND	ND	ND	ND	ND
321	27-3099	Media & Communication Workers, All Other	Long-Term On-the-Job Training	ND	ND	ND	ND	ND	ND	ND
322	49-3052	Motorcycle Mechanics	Long-Term On-the-Job Training	13	15	2	15.4%	$10.82	$22,510	122%
323	49-9094	Locksmiths & Safe Repairers	Moderate-Term On-the-Job Training	ND	ND	ND	ND	ND	ND	ND
324	49-9011	Mech. Door Repairers	Moderate-Term On-the-Job Training	ND	ND	ND	ND	ND	ND	ND
325	25-1123	English Language & Literature Teachers, Postsecondary	Doctoral Degree	ND	ND	ND	ND	ND	ND	ND
326	29-9010	Occupational Health & Safety Specialists & Technicians	Bachelor's Degree	17	19	2	11.8%	$22.28	$46,340	252%
327	53-6031	Service Station Attendants	Short-Term On-the-Job Training	ND	ND	ND	ND	ND	ND	ND
328	27-4013	Radio Operators	Long-Term On-the-Job Training	ND	ND	ND	ND	ND	ND	ND
329	39-4021	Funeral Attendants	Short-Term On-the-Job Training	ND	ND	ND	ND	ND	ND	ND
330	49-9091	Coin, Vending, & Amusement Machine Servicers & Repairers	Moderate-Term On-the-Job Training	ND	ND	ND	ND	ND	ND	ND
331	19-3051	Urban & Regional Planners	Master's Degree	ND	ND	ND	ND	ND	ND	ND
332	11-9031	Education Administrators, Preschool & Child Care Center/Program	Bachelor's Degree Plus Exp.	ND	ND	ND	ND	ND	ND	ND
333	47-2021	Brickmasons & Blockmasons	Long-Term On-the-Job Training	ND	ND	ND	ND	ND	ND	ND
334	37-9099	All Other Bldg. & Grounds Cleaning & Mainten. Workers	Short-Term On-the-Job Training	12	14	2	16.7%	$10.50	$21,840	119%
335	29-1124	Radiation Therapists	Associate's Degree	ND	ND	ND	ND	ND	ND	ND
336	25-3011	Adult Literacy, Remedial Ed., & GED Teachers & Instructors	Bachelor's Degree	ND	ND	ND	ND	ND	ND	ND
337	45-2092	Farmworkers & Laborers, Crop, Nursery, & Greenhouse	Short-Term On-the-Job Training	ND	ND	ND	ND	ND	ND	ND
338	51-6099	Textile, Apparel, & Furnishings Workers, All Other	Moderate-Term On-the-Job Training	ND	ND	ND	ND	ND	ND	ND
339	11-3051	Industrial Production Managers	Bachelor's Degree	22	23	1	4.5%	$28.21	$58,680	319%
340	27-4021	Photographers	Long-Term On-the-Job Training	13	14	1	7.7%	$13.56	$28,210	153%
341	39-3031	Ushers, Lobby Attendants, & Ticket Takers	Short-Term On-the-Job Training	ND	ND	ND	ND	ND	ND	ND

Table A.13: Long-Term Projected Occupational Growth in the Cheyenne MSA[a] by Highest Net Growth, 2000 and 2010 (Continued)

Rank	SOC[b] Code and Occupation Title		Typical Education Requirements[c]	Employment 2000	Projected 2010	Change Number	Change Percent	2001 Average Wage Hourly	Annual	% of Poverty[d]
342	47-5099	Extraction Workers, All Other	Short-Term On-the-Job Training	ND	ND	ND	ND	ND	ND	ND
343	31-2022	Physical Therapist Aides	Short-Term On-the-Job Training	ND	ND	ND	ND	ND	ND	ND
344	49-9031	Home Appliance Repairers	Long-Term On-the-Job Training	ND	ND	ND	ND	ND	ND	ND
345	17-2041	Chemical Engineers	Bachelor's Degree	ND	ND	ND	ND	ND	ND	ND
346	33-1021	First-Line Sprvsrs./Mgrs. of Fire Fighting & Prevention Workers	Exp. in a Related Occupation	13	14	1	7.7%	$23.19	$48,230	262%
347	47-3013	Helpers--Electricians	Short-Term On-the-Job Training	ND	ND	ND	ND	ND	ND	ND
348	47-4011	Construction & Building Inspectors	Exp. in a Related Occupation	13	15	2	15.4%	$15.11	$31,430	171%
349	51-9194	Etchers & Engravers	Long-Term On-the-Job Training	ND	ND	ND	ND	ND	ND	ND
350	21-1091	Health Educators	Master's Degree	ND	ND	ND	ND	ND	ND	ND
351	25-1072	Nursing Instructors & Teachers, Postsecondary	Doctoral Degree	ND	ND	ND	ND	ND	ND	ND
352	53-6021	Parking Lot Attendants	Short-Term On-the-Job Training	ND	ND	ND	ND	ND	ND	ND
353	33-3021	Detectives & Criminal Investigators	Exp. in a Related Occupation	28	29	1	3.6%	$24.36	$50,670	275%
354	51-2091	Fiberglass Laminators & Fabricators	Moderate-Term On-the-Job Training	ND	ND	ND	ND	ND	ND	ND
355	29-1066	Psychiatrists	First Professional Degree	ND	ND	ND	ND	ND	ND	ND
356	27-1021	Commercial & Industrial Designers	Bachelor's Degree	ND	ND	ND	ND	ND	ND	ND
357	13-1121	Meeting & Convention Planners	Bachelor's Degree	ND	ND	ND	ND	ND	ND	ND
358	27-1023	Floral Designers	Moderate-Term On-the-Job Training	ND	ND	ND	ND	ND	ND	ND
359	43-4011	Brokerage Clerks	Moderate-Term On-the-Job Training	ND	ND	ND	ND	ND	ND	ND
360	15-1061	Database Administrators	Bachelor's Degree	ND	ND	ND	ND	ND	ND	ND
361	17-2031	Biomedical Engineers	Bachelor's Degree	ND	ND	ND	ND	ND	ND	ND
362	29-2041	Emrgncy. Med. Techs. & Paramedics	Postsecondary Vocational Training	ND	ND	ND	ND	ND	ND	ND
363	39-5011	Barbers	Postsecondary Vocational Training	ND	ND	ND	ND	ND	ND	ND
364	51-4012	Numerical Tool & Process Control Programmers	Long-Term On-the-Job Training	ND	ND	ND	ND	ND	ND	ND
365	11-9061	Funeral Directors	Associate's Degree	ND	ND	ND	ND	ND	ND	ND
366	19-3011	Economists	Bachelor's Degree	ND	ND	ND	ND	ND	ND	ND
367	13-2099	Financial Specialists, All Other	Bachelor's Degree	15	16	1	6.7%	$18.21	$37,870	206%
368	13-2051	Financial Analysts	Bachelor's Degree	ND	ND	ND	ND	ND	ND	ND
369	45-2093	Farmworkers, Farm & Ranch Animals	Short-Term On-the-Job Training	ND	ND	ND	ND	ND	ND	ND
370	25-1121	Art, Drama, & Music Teachers, Postsecondary	Doctoral Degree	ND	ND	ND	ND	ND	ND	ND
371	47-2044	Tile & Marble Setters	Long-Term On-the-Job Training	ND	ND	ND	ND	ND	ND	ND
372	47-3011	Helpers--Brickmasons, Blockmasons, Stonemasons, & Tile & Marble Setters	Short-Term On-the-Job Training	ND	ND	ND	ND	ND	ND	ND
373	53-2012	Commercial Pilots	Postsecondary Vocational Training	ND	ND	ND	ND	ND	ND	ND
374	49-3053	Outdoor Power Equip. & Other Small Engine Mechanics	Moderate-Term On-the-Job Training	ND	ND	ND	ND	ND	ND	ND
375	43-3061	Procurement Clerks	Short-Term On-the-Job Training	15	16	1	6.7%	$15.56	$32,360	176%
376	25-9011	Audio-Visual Collections Specialists	Moderate-Term On-the-Job Training	ND	ND	ND	ND	ND	ND	ND
377	53-7032	Excavating & Loading Machine & Dragline Operators	Moderate-Term On-the-Job Training	16	17	1	6.3%	$14.12	$29,380	160%
378	17-2111	Health & Safety Engineers, Except Mining Safety Engrs. & Inspectors	Bachelor's Degree	ND	ND	ND	ND	ND	ND	ND

Table A.13: Long-Term Projected Occupational Growth in the Cheyenne MSA[a] by Highest Net Growth, 2000 and 2010 (Continued)

Rank	SOC[b] Code and Occupation Title		Typical Education Requirements[c]	Employment 2000	Projected 2010	Change Number	Change Percent	2001 Average Wage Hourly	Annual	% of Poverty[d]
379	33-3031	Fish & Game Wardens	Long-Term On-the-Job Training	ND	ND	ND	ND	ND	ND	ND
380	49-3092	Recreational Vehicle Service Technicians	Long-Term On-the-Job Training	ND	ND	ND	ND	ND	ND	ND
381	17-3099	All Other Drafters, Engineering, & Mapping Technicians	Associate's Degree	ND	ND	ND	ND	ND	ND	ND
382	53-7073	Wellhead Pumpers	Moderate-Term On-the-Job Training	ND	ND	ND	ND	ND	ND	ND
383	19-1032	Foresters	Bachelor's Degree	ND	ND	ND	ND	ND	ND	ND
384	19-3093	Historians	Master's Degree	ND	ND	ND	ND	ND	ND	ND
385	49-2093	Electrical & Electronics Installers & Repairers, Trans. Equip.	Postsecondary Vocational Training	ND	ND	ND	ND	ND	ND	ND
386	41-9091	Door-To-Door Sales Workers, News & Street Vendors, & Related Workers	Short-Term On-the-Job Training	ND	ND	ND	ND	ND	ND	ND
387	49-9052	Telecommunications Line Installers & Repairers	Long-Term On-the-Job Training	44	45	1	2.3%	$16.32	$33,940	184%
388	25-1066	Psychology Teachers, Postsecondary	Doctoral Degree	ND	ND	ND	ND	ND	ND	ND
389	51-4041	Machinists	Long-Term On-the-Job Training	ND	ND	ND	ND	ND	ND	ND
390	19-2031	Chemists	Bachelor's Degree	ND	ND	ND	ND	ND	ND	ND
391	49-9021	Heating, Air Conditioning, & Refriger. Mechanics & Installers	Long-Term On-the-Job Training	15	16	1	6.7%	$16.56	$34,450	187%
392	41-9022	Real Estate Sales Agents	Postsecondary Vocational Training	13	14	1	7.7%	$20.42	$42,480	231%
393	51-8021	Stationary Engineers & Boiler Operators	Long-Term On-the-Job Training	ND	ND	ND	ND	ND	ND	ND
394	51-5012	Bookbinders	Moderate-Term On-the-Job Training	ND	ND	ND	ND	ND	ND	ND
395	51-9121	Coating, Painting, & Spraying Machine Setters, Oper., & Tenders	Moderate-Term On-the-Job Training	ND	ND	ND	ND	ND	ND	ND
396	41-9031	Sales Engineers	Bachelor's Degree	ND	ND	ND	ND	ND	ND	ND
397	43-5011	Cargo & Freight Agents	Moderate-Term On-the-Job Training	ND	ND	ND	ND	ND	ND	ND
398	11-9081	Lodging Managers	Exp. in a Related Occupation	22	23	1	4.5%	$14.02	$29,160	158%
399	43-4111	Interviewers, Except Eligibility & Loan	Short-Term On-the-Job Training	ND	ND	ND	ND	ND	ND	ND
400	31-9095	Pharmacy Aides	Short-Term On-the-Job Training	ND	ND	ND	ND	ND	ND	ND
401	27-1013	Fine Artists, Incl. Painters, Sculptors, & Illustrators	Long-Term On-the-Job Training	ND	ND	ND	ND	ND	ND	ND
402	39-5092	Manicurists & Pedicurists	Postsecondary Vocational Training	ND	ND	ND	ND	ND	ND	ND
403	25-9021	Farm & Home Management Advisors	Bachelor's Degree	ND	ND	ND	ND	ND	ND	ND
404	47-3012	Helpers--Carpenters	Short-Term On-the-Job Training	ND	ND	ND	ND	ND	ND	ND
405	21-2011	Clergy	First Professional Degree	ND	ND	ND	ND	ND	ND	ND
406	47-2161	Plasterers & Stucco Masons	Long-Term On-the-Job Training	ND	ND	ND	ND	ND	ND	ND
407	29-2033	Nuclear Medicine Technologists	Associate's Degree	ND	ND	ND	ND	ND	ND	ND
408	23-1021	Administrative Law Judges, Adjudicators, & Hearing Officers	Bachelor's Degree Plus Exp.	ND	ND	ND	ND	ND	ND	ND
409	29-1041	Optometrists	First Professional Degree	ND	ND	ND	ND	ND	ND	ND
410	51-9122	Painters, Trans. Equip.	Moderate-Term On-the-Job Training	ND	ND	ND	ND	ND	ND	ND
411	27-1026	Merchandise Displayers & Window Trimmers	Moderate-Term On-the-Job Training	ND	ND	ND	ND	ND	ND	ND
412	33-9021	Private Detectives & Investigators	Exp. in a Related Occupation	ND	ND	ND	ND	ND	ND	ND
413	43-5051	Postal Service Clerks	Short-Term On-the-Job Training	ND	ND	ND	ND	ND	ND	ND
414	47-4041	Hazardous Materials Removal Workers	Moderate-Term On-the-Job Training	ND	ND	ND	ND	ND	ND	ND
415	33-3041	Parking Enforcement Workers	Short-Term On-the-Job Training	ND	ND	ND	ND	ND	ND	ND
416	29-9091	Athletic Trainers	Bachelor's Degree	ND	ND	ND	ND	ND	ND	ND

Table A.13: Long-Term Projected Occupational Growth in the Cheyenne MSA[a] by Highest Net Growth, 2000 and 2010 (Continued)

Rank	SOC[b] Code and Occupation Title		Typical Education Requirements[c]	Employment 2000	Projected 2010	Change Number	Change Percent	2001 Average Wage Hourly	Annual	% of Poverty[d]
417	25-1041	Agricultural Sciences Teachers, Postsecondary	Doctoral Degree	ND	ND	ND	ND	ND	ND	ND
418	25-1052	Chemistry Teachers, Postsecondary	Doctoral Degree	ND	ND	ND	ND	ND	ND	ND
419	25-1062	Area, Ethnic, & Cultural Studies Teachers, Postsecondary	Doctoral Degree	ND	ND	ND	ND	ND	ND	ND
420	25-1081	Education Teachers, Postsecondary	Doctoral Degree	ND	ND	ND	ND	ND	ND	ND
421	25-1122	Communications Teachers, Postsecondary	Doctoral Degree	ND	ND	ND	ND	ND	ND	ND
422	25-1193	Recreation & Fitness Studies Teachers, Postsecondary	Doctoral Degree	ND	ND	ND	ND	ND	ND	ND
423	27-4011	Audio & Video Equip. Technicians	Long-Term On-the-Job Training	ND	ND	ND	ND	ND	ND	ND
424	41-9012	Models	Moderate-Term On-the-Job Training	ND	ND	ND	ND	ND	ND	ND
425	13-1072	Compensation, Benefits, & Job Analysis Specialists	Bachelor's Degree	ND	ND	ND	ND	ND	ND	ND
426	49-3041	Farm Equip. Mechanics	Postsecondary Vocational Training	ND	ND	ND	ND	ND	ND	ND
427	53-7011	Conveyor Operators & Tenders	Short-Term On-the-Job Training	ND	ND	ND	ND	ND	ND	ND
428	53-6051	Transportation Inspectors	Exp. in a Related Occupation	ND	ND	ND	ND	ND	ND	ND
429	25-1111	Criminal Justice & Law Enforcement Teachers, Postsecondary	Doctoral Degree	ND	ND	ND	ND	ND	ND	ND
430	51-6021	Pressers, Textile, Garment, & Related Materials	Short-Term On-the-Job Training	ND	ND	ND	ND	ND	ND	ND
431	19-4041	Geological & Petroleum Technicians	Associate's Degree	ND	ND	ND	ND	ND	ND	ND
432	29-1125	Recreational Therapists	Bachelor's Degree	ND	ND	ND	ND	ND	ND	ND
433	51-9195	Molders, Shapers, & Casters, Except Metal & Plastic	Moderate-Term On-the-Job Training	ND	ND	ND	ND	ND	ND	ND
434	39-3021	Motion Picture Projectionists	Short-Term On-the-Job Training	ND	ND	ND	ND	ND	ND	ND
435	45-1011	First-Line Sprvsrs./Mgrs. of Farm., Fishing, & Forestry Workers	Exp. in a Related Occupation	ND	ND	ND	ND	ND	ND	ND
436	43-4021	Correspondence Clerks	Short-Term On-the-Job Training	ND	ND	ND	ND	ND	ND	ND
437	51-3022	Meat, Poultry, & Fish Cutters & Trimmers	Short-Term On-the-Job Training	ND	ND	ND	ND	ND	ND	ND
438	27-3042	Technical Writers	Bachelor's Degree	ND	ND	ND	ND	ND	ND	ND
439	47-3016	Helpers--Roofers	Short-Term On-the-Job Training	ND	ND	ND	ND	ND	ND	ND
440	23-2092	Law Clerks	Bachelor's Degree	ND	ND	ND	ND	ND	ND	ND
441	23-1023	Judges, Magistrate Judges, & Magistrates	Bachelor's Degree Plus Exp.	ND	ND	ND	ND	ND	ND	ND
442	51-6093	Upholsterers	Long-Term On-the-Job Training	ND	ND	ND	ND	ND	ND	ND
443	25-1194	Voc. Ed. Teachers, Postsecondary	Doctoral Degree	ND	ND	ND	ND	ND	ND	ND
444	39-6011	Baggage Porters & Bellhops	Short-Term On-the-Job Training	ND	ND	ND	ND	ND	ND	ND
445	19-4092	Forensic Science Technicians	Associate's Degree	ND	ND	ND	ND	ND	ND	ND
446	29-2051	Dietetic Technicians	Moderate-Term On-the-Job Training	ND	ND	ND	ND	ND	ND	ND
447	41-9021	Real Estate Brokers	Exp. in a Related Occupation	ND	ND	ND	ND	ND	ND	ND
448	51-9123	Painting, Coating, & Decorating Workers	Short-Term On-the-Job Training	ND	ND	ND	ND	ND	ND	ND
449	47-5021	Earth Drillers, Except Oil & Gas	Moderate-Term On-the-Job Training	ND	ND	ND	ND	ND	ND	ND
450	51-9131	Photographic Process Workers	Moderate-Term On-the-Job Training	ND	ND	ND	ND	ND	ND	ND
451	53-2021	Air Traffic Controllers	Long-Term On-the-Job Training	ND	ND	ND	ND	ND	ND	ND
452	25-1032	Engineering Teachers, Postsecondary	Doctoral Degree	ND	ND	ND	ND	ND	ND	ND
453	25-1042	Biological Science Teachers, Postsecondary	Doctoral Degree	ND	ND	ND	ND	ND	ND	ND
454	25-1063	Economics Teachers, Postsecondary	Doctoral Degree	ND	ND	ND	ND	ND	ND	ND

Table A.13: Long-Term Projected Occupational Growth in the Cheyenne MSA[a] by Highest Net Growth, 2000 and 2010 (Continued)

Rank	SOC[b] Code and Occupation Title		Typical Education Requirements[c]	Employment 2000	Projected 2010	Change Number	Change Percent	2001 Average Wage Hourly	Annual	% of Poverty[d]
455	25-1064	Geography Teachers, Postsecondary	Doctoral Degree	ND	ND	ND	ND	ND	ND	ND
456	25-1065	Political Science Teachers, Postsecondary	Doctoral Degree	ND	ND	ND	ND	ND	ND	ND
457	25-1067	Sociology Teachers, Postsecondary	Doctoral Degree	ND	ND	ND	ND	ND	ND	ND
458	25-1124	Foreign Language & Literature Teachers, Postsecondary	Doctoral Degree	ND	ND	ND	ND	ND	ND	ND
459	25-1125	History Teachers, Postsecondary	Doctoral Degree	ND	ND	ND	ND	ND	ND	ND
460	51-7021	Furniture Finishers	Long-Term On-the-Job Training	ND	ND	ND	ND	ND	ND	ND
461	19-1010	Agricultural & Food Scientists	Bachelor's Degree	ND	ND	ND	ND	ND	ND	ND
462	51-6052	Tailors, Dressmakers, & Custom Sewers	Exp. in a Related Occupation	ND	ND	ND	ND	ND	ND	ND
463	17-3024	Electro-Mechanical Technicians	Associate's Degree	ND	ND	ND	ND	ND	ND	ND
464	19-2021	Atmospheric & Space Scientists	Bachelor's Degree	ND	ND	ND	ND	ND	ND	ND
465	19-2099	Physical Scientists, All Other	Bachelor's Degree	ND	ND	ND	ND	ND	ND	ND
466	39-4011	Embalmers	Postsecondary Vocational Training	ND	ND	ND	ND	ND	ND	ND
467	27-4012	Broadcast Technicians	Postsecondary Vocational Training	ND	ND	ND	ND	ND	ND	ND
468	19-2043	Hydrologists	Bachelor's Degree	ND	ND	ND	ND	ND	ND	ND
469	13-1021	Purchasing Agents & Buyers, Farm Prod.	Exp. in a Related Occupation	ND	ND	ND	ND	ND	ND	ND
470	29-2081	Opticians, Dispensing	Long-Term On-the-Job Training	ND	ND	ND	ND	ND	ND	ND
471	39-3093	Locker Room, Coatroom, & Dressing Room Attendants	Short-Term On-the-Job Training	ND	ND	ND	ND	ND	ND	ND
472	43-4041	Credit Authorizers, Checkers, & Clerks	Short-Term On-the-Job Training	ND	ND	ND	ND	ND	ND	ND
473	51-9023	Mixing & Blending Machine Setters, Oper., & Tenders	Moderate-Term On-the-Job Training	ND	ND	ND	ND	ND	ND	ND
474	23-1022	Arbitrators, Mediators, & Conciliators	Bachelor's Degree Plus Exp.	ND	ND	ND	ND	ND	ND	ND
475	25-1112	Law Teachers, Postsecondary	Doctoral Degree	ND	ND	ND	ND	ND	ND	ND
476	51-6041	Shoe & Leather Workers & Repairers	Long-Term On-the-Job Training	ND	ND	ND	ND	ND	ND	ND
477	31-2012	Occupational Therapist Aides	Short-Term On-the-Job Training	ND	ND	ND	ND	ND	ND	ND
478	47-2041	Carpet Installers	Moderate-Term On-the-Job Training	ND	ND	ND	ND	ND	ND	ND
479	19-3092	Geographers	Master's Degree	ND	ND	ND	ND	ND	ND	ND
480	33-3011	Bailiffs	Moderate-Term On-the-Job Training	ND	ND	ND	ND	ND	ND	ND
481	53-6041	Traffic Technicians	Short-Term On-the-Job Training	ND	ND	ND	ND	ND	ND	ND
482	33-1011	First-Line Sprvsrs./Mgrs. of Correctional Officers	Exp. in a Related Occupation	ND	ND	ND	ND	ND	ND	ND
483	11-9131	Postmasters & Mail Superintendents	Exp. in a Related Occupation	ND	ND	ND	ND	ND	ND	ND
484	43-9031	Desktop Publishers	Postsecondary Vocational Training	ND	ND	ND	ND	ND	ND	ND
485	43-5111	Weighers, Measurers, Checkers, & Samplers, Recordkeeping	Short-Term On-the-Job Training	ND	ND	ND	ND	ND	ND	ND
486	51-3092	Food Batchmakers	Short-Term On-the-Job Training	ND	ND	ND	ND	ND	ND	ND
487	19-3091	Anthropologists & Archeologists	Master's Degree	ND	ND	ND	ND	ND	ND	ND
488	19-4021	Biological Technicians	Associate's Degree	ND	ND	ND	ND	ND	ND	ND
489	53-7081	Refuse & Recyclable Material Collectors	Short-Term On-the-Job Training	ND	ND	ND	ND	ND	ND	ND
490	19-1022	Microbiologists	Doctoral Degree	ND	ND	ND	ND	ND	ND	ND
491	51-9081	Dental Laboratory Technicians	Long-Term On-the-Job Training	ND	ND	ND	ND	ND	ND	ND
492	17-1012	Landscape Architects	Bachelor's Degree	ND	ND	ND	ND	ND	ND	ND
493	51-9021	Crushing, Grinding, & Polishing Machine Setters, Oper., & Tenders	Moderate-Term On-the-Job Training	ND	ND	ND	ND	ND	ND	ND

Table A.13: Long-Term Projected Occupational Growth in the Cheyenne MSA[a] by Highest Net Growth, 2000 and 2010 (Continued)

Rank	SOC[b] Code and Occupation Title		Typical Education Requirements[c]	Employment 2000	Projected 2010	Change Number	Change Percent	2001 Average Wage Hourly	Annual	% of Poverty[d]
494	27-4099	Media & Communication Equip. Workers, All Other	Moderate-Term On-the-Job Training	ND	ND	ND	ND	ND	ND	ND
495	15-2031	Operations Research Analysts	Master's Degree	ND	ND	ND	ND	ND	ND	ND
496	33-2022	Forest Fire Inspectors & Prevention Specialists	Exp. in a Related Occupation	ND	ND	ND	ND	ND	ND	ND
497	45-2011	Agricultural Inspectors	Exp. in a Related Occupation	ND	ND	ND	ND	ND	ND	ND
498	17-2171	Petroleum Engineers	Bachelor's Degree	ND	ND	ND	ND	ND	ND	ND
499	49-2091	Avionics Technicians	Postsecondary Vocational Training	ND	ND	ND	ND	ND	ND	ND
500	39-3199	All Other Gaming Workers	Moderate-Term On-the-Job Training	ND	ND	ND	ND	ND	ND	ND
501	17-1021	Cartographers & Photogrammetrists	Bachelor's Degree	ND	ND	ND	ND	ND	ND	ND
502	51-9132	Photographic Processing Machine Operators	Short-Term On-the-Job Training	ND	ND	ND	ND	ND	ND	ND
503	27-3043	Writers & Authors	Bachelor's Degree	ND	ND	ND	ND	ND	ND	ND
504	15-1032	Computer Software Engineers, Systems Software	Bachelor's Degree	ND	ND	ND	ND	ND	ND	ND
505	19-4091	Environmental Science & Protection Techs., Incl. Health	Associate's Degree	ND	ND	ND	ND	ND	ND	ND
506	13-2061	Financial Examiners	Bachelor's Degree	ND	ND	ND	ND	ND	ND	ND
507	27-2012	Producers & Directors	Bachelor's Degree Plus Exp.	ND	ND	ND	ND	ND	ND	ND
508	29-1081	Podiatrists	First Professional Degree	ND	ND	ND	ND	ND	ND	ND
509	15-2099	Mathematical Scientists, All Other	Master's Degree	ND	ND	ND	ND	ND	ND	ND
510	37-2021	Pest Control Workers	Moderate-Term On-the-Job Training	ND	ND	ND	ND	ND	ND	ND
511	49-9093	Fabric Menders, Except Garment	Moderate-Term On-the-Job Training	ND	ND	ND	ND	ND	ND	ND
512	23-2091	Court Reporters	Postsecondary Vocational Training	ND	ND	ND	ND	ND	ND	ND
513	19-4031	Chemical Technicians	Associate's Degree	16	16	0	0.0%	$20.59	$42,830	233%
514	17-2061	Computer Hardware Engineers	Bachelor's Degree	ND	ND	ND	ND	ND	ND	ND
515	27-1014	Multi-Media Artists & Animators	Bachelor's Degree	ND	ND	ND	ND	ND	ND	ND
516	27-4032	Film & Video Editors	Bachelor's Degree	ND	ND	ND	ND	ND	ND	ND
517	15-1011	Computer & Information Scientists, Research	Doctoral Degree	ND	ND	ND	ND	ND	ND	ND
518	27-4031	Camera Operators, Television, Video, & Motion Picture	Moderate-Term On-the-Job Training	ND	ND	ND	ND	ND	ND	ND
519	51-9022	Grinding & Polishing Workers, Hand	Moderate-Term On-the-Job Training	ND	ND	ND	ND	ND	ND	ND
520	51-8031	Water & Liquid Waste Treatment Plant & System Operators	Long-Term On-the-Job Training	ND	ND	ND	ND	ND	ND	ND
521	45-4023	Log Graders & Scalers	Moderate-Term On-the-Job Training	ND	ND	ND	ND	ND	ND	ND
522	53-4013	Rail Yard Engineers, Dinkey Operators, & Hostlers	Exp. in a Related Occupation	ND	ND	ND	ND	ND	ND	ND
523	17-3025	Environmental Engineering Technicians	Associate's Degree	ND	ND	ND	ND	ND	ND	ND
524	49-9012	Control & Valve Install. & Repairers, Except Mech. Door	Moderate-Term On-the-Job Training	ND	ND	ND	ND	ND	ND	ND
525	51-9191	Cementing & Gluing Machine Operators & Tenders	Moderate-Term On-the-Job Training	ND	ND	ND	ND	ND	ND	ND
526	17-3026	Industrial Engineering Technicians	Associate's Degree	ND	ND	ND	ND	ND	ND	ND
527	27-1027	Set & Exhibit Designers	Bachelor's Degree	ND	ND	ND	ND	ND	ND	ND
528	17-3027	Mechanical Engineering Technicians	Associate's Degree	ND	ND	ND	ND	ND	ND	ND
529	51-4061	Model Makers, Metal & Plastic	Moderate-Term On-the-Job Training	ND	ND	ND	ND	ND	ND	ND
530	27-2099	Entertainers & Performers, Sports & Related Workers, All Other	Long-Term On-the-Job Training	ND	ND	ND	ND	ND	ND	ND
531	11-2021	Marketing Managers	Bachelor's Degree Plus Exp.	20	20	0	0.0%	$22.18	$46,130	251%

Table A.13: Long-Term Projected Occupational Growth in the Cheyenne MSA[a] by Highest Net Growth, 2000 and 2010 (Continued)

Rank	SOC[b] Code and Occupation Title		Typical Education Requirements[c]	Employment 2000	Projected 2010	Change Number	Change Percent	2001 Average Wage Hourly	Annual	% of Poverty[d]
532	25-4010	Archivists, Curators, & Museum Technicians	Master's Degree	ND	ND	ND	ND	ND	ND	ND
533	51-8012	Power Distributors & Dispatchers	Long-Term On-the-Job Training	ND	ND	ND	ND	ND	ND	ND
534	51-4111	Tool & Die Makers	Long-Term On-the-Job Training	ND	ND	ND	ND	ND	ND	ND
535	51-9012	Separating, Filtering, Clarifying, Precipitating, & Still Machine Setters, Oper., & Tenders	Moderate-Term On-the-Job Training	ND	ND	ND	ND	ND	ND	ND
536	51-5023	Printing Machine Operators	Moderate-Term On-the-Job Training	19	19	0	0.0%	$14.36	$29,880	162%
537	49-2094	Electrical & Electronics Repairers, Comm. & Industrl. Equip.	Postsecondary Vocational Training	27	27	0	0.0%	$24.28	$50,500	274%
538	27-2041	Music Directors & Composers	Bachelor's Degree Plus Exp.	ND	ND	ND	ND	ND	ND	ND
539	27-2042	Musicians & Singers	Long-Term On-the-Job Training	ND	ND	ND	ND	ND	ND	ND
540	27-3010	Announcers	Long-Term On-the-Job Training	20	19	-1	-5.0%	$11.45	$23,820	129%
541	51-7041	Sawing Machine Setters, Oper., & Tenders, Wood	Moderate-Term On-the-Job Training	ND	ND	ND	ND	ND	ND	ND
542	51-9111	Packaging & Filling Machine Operators & Tenders	Short-Term On-the-Job Training	ND	ND	ND	ND	ND	ND	ND
543	43-5199	All Other Material Recording, Scheduling, Dispatching, & Distributing Workers	Short-Term On-the-Job Training	ND	ND	ND	ND	ND	ND	ND
544	51-4033	Grinding, Lapping, Polishing, & Buffing Machine Tool Setters, Oper., & Tenders, Metal & Plastic	Moderate-Term On-the-Job Training	ND	ND	ND	ND	ND	ND	ND
545	51-9011	Chemical Equip. Operators & Tenders	Moderate-Term On-the-Job Training	ND	ND	ND	ND	ND	ND	ND
546	51-7042	Woodworking Machine Setters, Oper., & Tenders, Except Sawing	Moderate-Term On-the-Job Training	ND	ND	ND	ND	ND	ND	ND
547	43-5041	Meter Readers, Utilities	Short-Term On-the-Job Training	ND	ND	ND	ND	ND	ND	ND
548	13-1031	Claims Adjusters, Examiners, & Investigators	Long-Term On-the-Job Training	ND	ND	ND	ND	ND	ND	ND
549	49-2095	Electrical & Electronics Repairers, Powerhouse, Substation, & Relay	Postsecondary Vocational Training	ND	ND	ND	ND	ND	ND	ND
550	27-3041	Editors	Bachelor's Degree	30	29	-1	-3.3%	$14.75	$30,680	167%
551	13-2052	Personal Financial Advisors	Bachelor's Degree	ND	ND	ND	ND	ND	ND	ND
552	41-3011	Advertising Sales Agents	Moderate-Term On-the-Job Training	32	31	-1	-3.1%	$14.28	$29,700	161%
553	51-8099	Plant & System Operators, All Other	Long-Term On-the-Job Training	9	8	-1	-11.1%	$15.27	$31,770	173%
554	51-5011	Bindery Workers	Moderate-Term On-the-Job Training	ND	ND	ND	ND	ND	ND	ND
555	51-5021	Job Printers	Long-Term On-the-Job Training	ND	ND	ND	ND	ND	ND	ND
556	49-9041	Industrial Machinery Mechanics	Long-Term On-the-Job Training	23	21	-2	-8.7%	$17.44	$36,280	197%
557	51-4122	Welding, Soldering, & Brazing Machine Setters, Oper., & Tenders	Moderate-Term On-the-Job Training	ND	ND	ND	ND	ND	ND	ND
558	27-1024	Graphic Designers	Bachelor's Degree	ND	ND	ND	ND	ND	ND	ND
559	13-2053	Insurance Underwriters	Bachelor's Degree	ND	ND	ND	ND	$22.27	$46,330	252%
560	27-3020	News Analysts, Reporters & Correspondents	Long-Term On-the-Job Training	ND	ND	ND	ND	ND	ND	ND
561	51-2022	Electrical & Electronic Equip. Assemblers	Short-Term On-the-Job Training	ND	ND	ND	ND	ND	ND	ND
562	51-9032	Cutting & Slicing Machine Setters, Oper., & Tenders	Moderate-Term On-the-Job Training	ND	ND	ND	ND	ND	ND	ND
563	51-9198	Helpers--Production Workers	Short-Term On-the-Job Training	85	81	-4	-4.7%	$8.17	$16,990	92%
564	41-3021	Insurance Sales Agents	Bachelor's Degree	37	33	-4	-10.8%	$11.35	$23,600	128%

Table A.13: Long-Term Projected Occupational Growth in the Cheyenne MSA[a] by Highest Net Growth, 2000 and 2010 (Continued)

Rank	SOC[b] Code and Occupation Title		Typical Education Requirements[c]	Employment 2000	Projected 2010	Change Number	Change Percent	2001 Average Wage Hourly	Annual	% of Poverty[d]
565	53-7063	Machine Feeders & Offbearers	Short-Term On-the-Job Training	ND	ND	ND	ND	ND	ND	ND
566	51-3093	Food Cooking Machine Operators & Tenders	Short-Term On-the-Job Training	ND	ND	ND	ND	ND	ND	ND
567	51-8091	Chemical Plant & System Operators	Long-Term On-the-Job Training	ND	ND	ND	ND	ND	ND	ND
		Total		**35,511**	**42,399**	**6,889**	**19.4%**	**$13.74**	**$28,885**	**157%**

[a]Metropolitan Statistical Area.
[b]Standard Occupational Classification.
[c]As determined by the U.S. Department of Labor, Bureau of Labor Statistics.
[d]Based on $18,400 annually for a family of four (100% of the 2003 federal poverty guideline).
NA - No hourly wage available; annual only.
ND - Not disclosable due to confidentiality of information.

Table A.14: Long-Term Projected Occupational Growth in the Cheyenne MSA[a] by Occupational Title, 2000 and 2010

SOC[b] Code	Occupation Title	Typical Education Requirements[c]	Employment 2000	Employment Projected 2010	Change Number	Change Percent	2001 Average Wage Hourly	Annual	% of Poverty[d]
13-2011	Accountants & Auditors	Bachelor's Degree	319	380	61	19.1%	$16.71	$34,750	189%
23-1021	Administrative Law Judges, Adjudicators, & Hearing Officers	Bachelor's Degree Plus Exp.	ND	ND	ND	ND	ND	ND	ND
11-3011	Administrative Services Managers	Bachelor's Degree Plus Exp.	203	230	27	13.3%	$25.09	$52,180	284%
25-3011	Adult Literacy, Remedial Ed., & GED Teachers & Instructors	Bachelor's Degree	ND	ND	ND	ND	ND	ND	ND
11-2011	Advertising & Promotions Managers	Bachelor's Degree Plus Exp.	28	36	8	28.6%	$21.31	$44,320	241%
41-3011	Advertising Sales Agents	Moderate-Term On-the-Job Training	32	31	-1	-3.1%	$14.28	$29,700	161%
17-2011	Aerospace Engineers	Bachelor's Degree	ND	ND	ND	ND	ND	ND	ND
19-1010	Agricultural & Food Scientists	Bachelor's Degree	ND	ND	ND	ND	ND	ND	ND
45-2011	Agricultural Inspectors	Exp. in a Related Occupation	ND	ND	ND	ND	ND	ND	ND
25-1041	Agricultural Sciences Teachers, Postsecondary	Doctoral Degree	ND	ND	ND	ND	ND	ND	ND
53-2021	Air Traffic Controllers	Long-Term On-the-Job Training	ND	ND	ND	ND	ND	ND	ND
49-3011	Aircraft Mechanics & Service Technicians	Postsecondary Vocational Training	103	121	18	17.5%	$18.20	$37,870	206%
53-2011	Airline Pilots, Copilots, & Flight Engineers	Bachelor's Degree	27	31	4	14.8%	NA	$57,110	310%
27-1099	All Other Art & Design Workers	Bachelor's Degree	18	22	4	22.2%	$17.94	$37,310	203%
37-9099	All Other Bldg. & Grounds Cleaning & Mainten. Workers	Short-Term On-the-Job Training	12	14	2	16.7%	$10.50	$21,840	119%
47-4999	All Other Construction Trades & Related Workers	Moderate-Term On-the-Job Training	19	24	5	26.3%	$13.57	$28,230	153%
21-9099	All Other Counselors, Social & Religious Workers	Bachelor's Degree	69	75	6	8.7%	$18.25	$37,960	206%
17-3099	All Other Drafters, Engineering, & Mapping Technicians	Associate's Degree	ND	ND	ND	ND	ND	ND	ND
43-4999	All Other Financial, Information, & Record Clerks	Short-Term On-the-Job Training	161	184	23	14.3%	$14.77	$30,730	167%
39-3199	All Other Gaming Workers	Moderate-Term On-the-Job Training	ND	ND	ND	ND	ND	ND	ND
23-9099	All Other Legal & Related Workers	Bachelor's Degree	17	19	2	11.8%	$18.33	$38,120	207%
43-5199	All Other Material Recording, Scheduling, Dispatching, & Distributing Workers	Short-Term On-the-Job Training	ND	ND	ND	ND	ND	ND	ND
43-9999	All Other Secretaries, Admin. Asst., & Other Office Supp. Workers	Short-Term On-the-Job Training	75	88	13	17.3%	$9.45	$19,660	107%
25-3999	All Other Teachers, Primary, Secondary, & Adult	Bachelor's Degree	94	110	16	17.0%	NA	$21,460	117%
49-3099	All Other Vehicle & Mobile Equip. Mechanics, Install., & Repairers	Moderate-Term On-the-Job Training	ND	ND	ND	ND	ND	ND	ND
39-3091	Amusement & Recreation Attendants	Short-Term On-the-Job Training	68	71	3	4.4%	$6.65	$13,830	75%
27-3010	Announcers	Long-Term On-the-Job Training	20	19	-1	-5.0%	$11.45	$23,820	129%
19-3091	Anthropologists & Archeologists	Master's Degree	ND	ND	ND	ND	ND	ND	ND
13-2021	Appraisers & Assessors of Real Estate	Postsecondary Vocational Training	35	39	4	11.4%	$18.80	$39,110	213%
23-1022	Arbitrators, Mediators, & Conciliators	Bachelor's Degree Plus Exp.	ND	ND	ND	ND	ND	ND	ND
17-1011	Architects, Except Landscape & Naval	Bachelor's Degree	ND	ND	ND	ND	ND	ND	ND
17-3011	Architectural & Civil Drafters	Postsecondary Vocational Training	ND	ND	ND	ND	ND	ND	ND
25-4010	Archivists, Curators, & Museum Technicians	Master's Degree	ND	ND	ND	ND	ND	ND	ND
25-1062	Area, Ethnic, & Cultural Studies Teachers, Postsecondary	Doctoral Degree	ND	ND	ND	ND	ND	ND	ND
25-1121	Art, Drama, & Music Teachers, Postsecondary	Doctoral Degree	ND	ND	ND	ND	ND	ND	ND
51-2099	Assemblers & Fabricators, All Other	Moderate-Term On-the-Job Training	ND	ND	ND	ND	$8.08	$16,800	91%
29-9091	Athletic Trainers	Bachelor's Degree	ND	ND	ND	ND	ND	ND	ND

Table A.14: Long-Term Projected Occupational Growth in the Cheyenne MSA[a] by Occupational Title, 2000 and 2010 (Continued)

SOC[b] Code and Occupation Title		Typical Education Requirements[c]	Employment 2000	Projected 2010	Change Number	Change Percent	2001 Average Wage Hourly	Annual	% of Poverty[d]
19-2021	Atmospheric & Space Scientists	Bachelor's Degree	ND	ND	ND	ND	ND	ND	ND
27-4011	Audio & Video Equip. Technicians	Long-Term On-the-Job Training	ND	ND	ND	ND	ND	ND	ND
29-1121	Audiologists	Master's Degree	ND	ND	ND	ND	ND	ND	ND
25-9011	Audio-Visual Collections Specialists	Moderate-Term On-the-Job Training	ND	ND	ND	ND	ND	ND	ND
49-3021	Automotive Body & Related Repairers	Long-Term On-the-Job Training	39	45	6	15.4%	$15.32	$31,860	173%
49-3022	Automotive Glass Installers & Repairers	Long-Term On-the-Job Training	ND	ND	ND	ND	ND	ND	ND
49-3023	Automotive Service Technicians & Mechanics	Postsecondary Vocational Training	262	310	48	18.3%	$13.67	$28,430	155%
49-2091	Avionics Technicians	Postsecondary Vocational Training	ND	ND	ND	ND	ND	ND	ND
39-6011	Baggage Porters & Bellhops	Short-Term On-the-Job Training	ND	ND	ND	ND	ND	ND	ND
33-3011	Bailiffs	Moderate-Term On-the-Job Training	ND	ND	ND	ND	ND	ND	ND
51-3011	Bakers	Long-Term On-the-Job Training	53	58	5	9.4%	$10.25	$21,330	116%
39-5011	Barbers	Postsecondary Vocational Training	ND	ND	ND	ND	ND	ND	ND
35-3011	Bartenders	Short-Term On-the-Job Training	165	182	17	10.3%	$7.09	$14,740	80%
49-3091	Bicycle Repairers	Moderate-Term On-the-Job Training	ND	ND	ND	ND	ND	ND	ND
43-3011	Bill & Account Collectors	Short-Term On-the-Job Training	91	117	26	28.6%	$11.00	$22,880	124%
43-3021	Billing & Posting Clerks & Machine Operators	Short-Term On-the-Job Training	159	176	17	10.7%	$10.40	$21,620	118%
51-5011	Bindery Workers	Moderate-Term On-the-Job Training	ND	ND	ND	ND	ND	ND	ND
25-1042	Biological Science Teachers, Postsecondary	Doctoral Degree	ND	ND	ND	ND	ND	ND	ND
19-4021	Biological Technicians	Associate's Degree	ND	ND	ND	ND	ND	ND	ND
17-2031	Biomedical Engineers	Bachelor's Degree	ND	ND	ND	ND	ND	ND	ND
51-5012	Bookbinders	Moderate-Term On-the-Job Training	ND	ND	ND	ND	ND	ND	ND
43-3031	Bookkeeping, Accounting, & Auditing Clerks	Moderate-Term On-the-Job Training	558	733	175	31.4%	$10.26	$21,340	116%
47-2021	Brickmasons & Blockmasons	Long-Term On-the-Job Training	ND	ND	ND	ND	ND	ND	ND
27-4012	Broadcast Technicians	Postsecondary Vocational Training	ND	ND	ND	ND	ND	ND	ND
43-4011	Brokerage Clerks	Moderate-Term On-the-Job Training	ND	ND	ND	ND	ND	ND	ND
13-2031	Budget Analysts	Bachelor's Degree	27	29	2	7.4%	$20.65	$42,950	233%
49-3031	Bus & Truck Mechanics & Diesel Engine Specialists	Postsecondary Vocational Training	146	173	27	18.5%	$12.60	$26,210	142%
53-3022	Bus Drivers, School	Short-Term On-the-Job Training	ND	ND	ND	ND	ND	ND	ND
53-3021	Bus Drivers, Transit & Intercity	Moderate-Term On-the-Job Training	50	64	14	28.0%	$11.71	$24,360	132%
13-1199	Business Operations Specialists, All Other	Bachelor's Degree	397	448	51	12.8%	$20.43	$42,500	231%
25-1011	Business Teachers, Postsecondary	Doctoral Degree	ND	ND	ND	ND	ND	ND	ND
51-3021	Butchers & Meat Cutters	Long-Term On-the-Job Training	42	45	3	7.1%	$13.37	$27,810	151%
51-7011	Cabinetmakers & Bench Carpenters	Long-Term On-the-Job Training	57	66	9	15.8%	$12.76	$26,540	144%
27-4031	Camera Operators, Television, Video, & Motion Picture	Moderate-Term On-the-Job Training	ND	ND	ND	ND	ND	ND	ND
43-5011	Cargo & Freight Agents	Moderate-Term On-the-Job Training	ND	ND	ND	ND	ND	ND	ND
47-2031	Carpenters	Long-Term On-the-Job Training	221	232	11	5.0%	$16.15	$33,590	183%
47-2041	Carpet Installers	Moderate-Term On-the-Job Training	ND	ND	ND	ND	ND	ND	ND
17-1021	Cartographers & Photogrammetrists	Bachelor's Degree	ND	ND	ND	ND	ND	ND	ND
41-2011	Cashiers	Short-Term On-the-Job Training	1,043	1,181	138	13.2%	$7.69	$16,000	87%
47-2051	Cement Masons & Concrete Finishers	Long-Term On-the-Job Training	81	90	9	11.1%	$11.57	$24,070	131%

Table A.14: Long-Term Projected Occupational Growth in the Cheyenne MSA[a] by Occupational Title, 2000 and 2010 (Continued)

SOC[b] Code	Occupation Title	Typical Education Requirements[c]	Employment 2000	Projected 2010	Change Number	Change Percent	2001 Average Wage Hourly	Annual	% of Poverty[d]
51-9191	Cementing & Gluing Machine Operators & Tenders	Moderate-Term On-the-Job Training	ND	ND	ND	ND	ND	ND	ND
35-1011	Chefs & Head Cooks	Postsecondary Vocational Training	14	17	3	21.4%	$14.22	$29,580	161%
17-2041	Chemical Engineers	Bachelor's Degree	ND	ND	ND	ND	ND	ND	ND
51-9011	Chemical Equip. Operators & Tenders	Moderate-Term On-the-Job Training	ND	ND	ND	ND	ND	ND	ND
51-8091	Chemical Plant & System Operators	Long-Term On-the-Job Training	ND	ND	ND	ND	ND	ND	ND
19-4031	Chemical Technicians	Associate's Degree	16	16	0	0.0%	$20.59	$42,830	233%
25-1052	Chemistry Teachers, Postsecondary	Doctoral Degree	ND	ND	ND	ND	ND	ND	ND
19-2031	Chemists	Bachelor's Degree	ND	ND	ND	ND	ND	ND	ND
11-1011	Chief Executives	Bachelor's Degree Plus Exp.	114	141	27	23.7%	$35.98	$74,840	407%
39-9011	Child Care Workers	Short-Term On-the-Job Training	130	205	75	57.7%	$6.83	$14,200	77%
21-1021	Child, Family, & School Social Workers	Bachelor's Degree	50	73	23	46.0%	$17.28	$35,940	195%
29-1011	Chiropractors	First Professional Degree	ND	ND	ND	ND	ND	ND	ND
17-3022	Civil Engineering Technicians	Associate's Degree	ND	ND	ND	ND	ND	ND	ND
17-2051	Civil Engineers	Bachelor's Degree	43	63	20	46.5%	$25.59	$53,230	289%
13-1031	Claims Adjusters, Examiners, & Investigators	Long-Term On-the-Job Training	ND	ND	ND	ND	ND	ND	ND
53-7061	Cleaners of Vehicles & Equip.	Short-Term On-the-Job Training	36	44	8	22.2%	$8.29	$17,250	94%
21-2011	Clergy	First Professional Degree	ND	ND	ND	ND	ND	ND	ND
19-3031	Clinical, Counseling, & School Psychologists	Bachelor's Degree	43	55	12	27.9%	$22.24	$46,250	251%
51-9121	Coating, Painting, & Spraying Machine Setters, Oper., & Tenders	Moderate-Term On-the-Job Training	ND	ND	ND	ND	ND	ND	ND
51-2021	Coil Winders, Tapers, & Finishers	Short-Term On-the-Job Training	ND	ND	ND	ND	ND	ND	ND
49-9091	Coin, Vending, & Amusement Machine Servicers & Repairers	Moderate-Term On-the-Job Training	ND	ND	ND	ND	ND	ND	ND
35-3021	Combined Food Prep. & Serving Workers, Incl. Fast Food	Short-Term On-the-Job Training	661	766	105	15.9%	$6.35	$13,210	72%
27-1021	Commercial & Industrial Designers	Bachelor's Degree	ND	ND	ND	ND	ND	ND	ND
53-2012	Commercial Pilots	Postsecondary Vocational Training	ND	ND	ND	ND	ND	ND	ND
25-1122	Communications Teachers, Postsecondary	Doctoral Degree	ND	ND	ND	ND	ND	ND	ND
13-1072	Compensation, Benefits, & Job Analysis Specialists	Bachelor's Degree	ND	ND	ND	ND	ND	ND	ND
13-1041	Compliance Officers, Except Agriculture, Construction, Health & Safety, & Transportation	Long-Term On-the-Job Training	28	31	3	10.7%	$18.31	$38,070	207%
15-1011	Computer & Information Scientists, Research	Doctoral Degree	ND	ND	ND	ND	ND	ND	ND
11-3021	Computer & Information Systems Managers	Bachelor's Degree Plus Exp.	70	81	11	15.7%	$25.35	$52,740	287%
17-2061	Computer Hardware Engineers	Bachelor's Degree	ND	ND	ND	ND	ND	ND	ND
43-9011	Computer Operators	Moderate-Term On-the-Job Training	74	94	20	27.0%	$12.63	$26,260	143%
15-1021	Computer Programmers	Bachelor's Degree	111	127	16	14.4%	$21.12	$43,920	239%
25-1021	Computer Science Teachers, Postsecondary	Doctoral Degree	ND	ND	ND	ND	ND	ND	ND
15-1031	Computer Software Engineers, Applications	Bachelor's Degree	30	35	5	16.7%	$24.86	$51,720	281%
15-1032	Computer Software Engineers, Systems Software	Bachelor's Degree	ND	ND	ND	ND	ND	ND	ND
15-1099	Computer Specialists, All Other	Postsecondary Vocational Training	15	18	3	20.0%	$14.25	$29,640	161%
15-1041	Computer Support Specialists	Associate's Degree	136	157	21	15.4%	$17.83	$37,080	202%
15-1051	Computer Systems Analysts	Bachelor's Degree	57	67	10	17.5%	$22.41	$46,620	253%

Table A.14: Long-Term Projected Occupational Growth in the Cheyenne MSA[a] by Occupational Title, 2000 and 2010 (Continued)

SOC[b] Code and Occupation Title		Typical Education Requirements[c]	Employment 2000	Projected 2010	Change Number	Change Percent	2001 Average Wage Hourly	Annual	% of Poverty[d]
49-2011	Computer, Automated Teller, & Office Machine Repairers	Postsecondary Vocational Training	79	108	29	36.7%	$21.64	$45,010	245%
51-4011	Computer-Controlled Machine Tool Operators, Metal & Plastic	Long-Term On-the-Job Training	ND	ND	ND	ND	ND	ND	ND
19-1031	Conservation Scientists	Bachelor's Degree	ND	ND	ND	ND	ND	ND	ND
47-4011	Construction & Building Inspectors	Exp. in a Related Occupation	13	15	2	15.4%	$15.11	$31,430	171%
47-2061	Construction Laborers	Moderate-Term On-the-Job Training	289	318	29	10.0%	$12.56	$26,130	142%
11-9021	Construction Managers	Bachelor's Degree	32	35	3	9.4%	$30.70	$63,860	347%
49-9012	Control & Valve Install. & Repairers, Except Mech. Door	Moderate-Term On-the-Job Training	ND	ND	ND	ND	ND	ND	ND
53-7011	Conveyor Operators & Tenders	Short-Term On-the-Job Training	ND	ND	ND	ND	ND	ND	ND
35-2011	Cooks, Fast Food	Short-Term On-the-Job Training	ND	ND	ND	ND	$6.12	$12,730	69%
35-2012	Cooks, Institution & Cafeteria	Long-Term On-the-Job Training	224	275	51	22.8%	$7.37	$15,330	83%
35-2014	Cooks, Restaurant	Long-Term On-the-Job Training	309	348	39	12.6%	$7.61	$15,830	86%
35-2015	Cooks, Short Order	Short-Term On-the-Job Training	ND	ND	ND	ND	$7.40	$15,380	84%
33-3012	Correctional Officers & Jailers	Moderate-Term On-the-Job Training	ND	ND	ND	ND	ND	ND	ND
43-4021	Correspondence Clerks	Short-Term On-the-Job Training	ND	ND	ND	ND	ND	ND	ND
13-1051	Cost Estimators	Bachelor's Degree	38	46	8	21.1%	$19.88	$41,360	225%
41-2021	Counter & Rental Clerks	Short-Term On-the-Job Training	89	107	18	20.2%	$8.35	$17,380	94%
35-3022	Counter Attend., Cafeteria, Food Concession, & Coffee Shop	Short-Term On-the-Job Training	81	94	13	16.0%	$6.89	$14,320	78%
43-5021	Couriers & Messengers	Short-Term On-the-Job Training	24	31	7	29.2%	$9.69	$20,150	110%
23-2091	Court Reporters	Postsecondary Vocational Training	ND	ND	ND	ND	ND	ND	ND
43-4031	Court, Municipal, & License Clerks	Short-Term On-the-Job Training	ND	ND	ND	ND	ND	ND	ND
43-4041	Credit Authorizers, Checkers, & Clerks	Short-Term On-the-Job Training	ND	ND	ND	ND	ND	ND	ND
25-1111	Criminal Justice & Law Enforcement Teachers, Postsecondary	Doctoral Degree	ND	ND	ND	ND	ND	ND	ND
51-9021	Crushing, Grinding, & Polishing Machine Setters, Oper., & Tenders	Moderate-Term On-the-Job Training	ND	ND	ND	ND	ND	ND	ND
43-4051	Customer Service Representatives	Moderate-Term On-the-Job Training	232	262	30	12.9%	$10.34	$21,500	117%
51-9032	Cutting & Slicing Machine Setters, Oper., & Tenders	Moderate-Term On-the-Job Training	ND	ND	ND	ND	ND	ND	ND
51-4031	Cutting, Punching, & Press Machine Setters, Oper., & Tenders, Metal & Plastic	Moderate-Term On-the-Job Training	27	46	19	70.4%	$9.74	$20,260	110%
43-9021	Data Entry Keyers	Moderate-Term On-the-Job Training	70	93	23	32.9%	$8.70	$18,100	98%
15-1061	Database Administrators	Bachelor's Degree	ND	ND	ND	ND	ND	ND	ND
41-9011	Demonstrators & Product Promoters	Moderate-Term On-the-Job Training	ND	ND	ND	ND	$10.87	$22,620	123%
31-9091	Dental Assistants	Moderate-Term On-the-Job Training	67	82	15	22.4%	$10.10	$21,010	114%
29-2021	Dental Hygienists	Associate's Degree	ND	ND	ND	ND	$24.62	$51,210	278%
51-9081	Dental Laboratory Technicians	Long-Term On-the-Job Training	ND	ND	ND	ND	ND	ND	ND
29-1020	Dentists	First Professional Degree	27	32	5	18.5%	$48.28	$100,430	546%
43-9031	Desktop Publishers	Postsecondary Vocational Training	ND	ND	ND	ND	ND	ND	ND
33-3021	Detectives & Criminal Investigators	Exp. in a Related Occupation	28	29	1	3.6%	$24.36	$50,670	275%
29-2032	Diagnostic Medical Sonographers	Associate's Degree	ND	ND	ND	ND	ND	ND	ND
29-2051	Dietetic Technicians	Moderate-Term On-the-Job Training	ND	ND	ND	ND	ND	ND	ND
29-1031	Dietitians & Nutritionists	Bachelor's Degree	16	19	3	18.8%	$20.03	$41,660	226%

Table A.14: Long-Term Projected Occupational Growth in the Cheyenne MSA[a] by Occupational Title, 2000 and 2010 (Continued)

SOC[b] Code	Occupation Title	Typical Education Requirements[c]	Employment 2000	Projected 2010	Change Number	Change Percent	2001 Average Wage Hourly	Annual	% of Poverty[d]
35-9011	Dining Room & Cafeteria Attendants & Bartender Helpers	Short-Term On-the-Job Training	114	125	11	9.6%	$6.13	$12,760	69%
35-9021	Dishwashers	Short-Term On-the-Job Training	119	137	18	15.1%	$6.64	$13,800	75%
43-5032	Dispatchers, Except Police, Fire, & Ambulance	Moderate-Term On-the-Job Training	ND	ND	ND	ND	ND	ND	ND
41-9091	Door-To-Door Sales Workers, News & Street Vendors, & Related Workers	Short-Term On-the-Job Training	ND	ND	ND	ND	ND	ND	ND
53-3031	Driver/Sales Workers	Short-Term On-the-Job Training	238	273	35	14.7%	$8.62	$17,930	97%
47-2081	Drywall & Ceiling Tile Installers	Moderate-Term On-the-Job Training	ND	ND	ND	ND	ND	ND	ND
47-5021	Earth Drillers, Except Oil & Gas	Moderate-Term On-the-Job Training	ND	ND	ND	ND	ND	ND	ND
25-1063	Economics Teachers, Postsecondary	Doctoral Degree	ND	ND	ND	ND	ND	ND	ND
19-3011	Economists	Bachelor's Degree	ND	ND	ND	ND	ND	ND	ND
27-3041	Editors	Bachelor's Degree	30	29	-1	-3.3%	$14.75	$30,680	167%
11-9032	Education Administrators, Elementary & Secondary School	Bachelor's Degree Plus Exp.	ND	ND	ND	ND	ND	ND	ND
11-9033	Education Administrators, Postsecondary	Bachelor's Degree Plus Exp.	ND	ND	ND	ND	ND	ND	ND
11-9031	Education Administrators, Preschool & Child Care Center/Program	Bachelor's Degree Plus Exp.	ND	ND	ND	ND	ND	ND	ND
25-1081	Education Teachers, Postsecondary	Doctoral Degree	ND	ND	ND	ND	ND	ND	ND
21-1012	Educational, Vocational, & School Counselors	Master's Degree	50	61	11	22.0%	$19.81	$41,210	224%
17-3023	Electrical & Electronic Engineering Technicians	Associate's Degree	38	44	6	15.8%	$18.18	$37,810	205%
51-2022	Electrical & Electronic Equip. Assemblers	Short-Term On-the-Job Training	ND	ND	ND	ND	ND	ND	ND
17-3012	Electrical & Electronics Drafters	Postsecondary Vocational Training	ND	ND	ND	ND	ND	ND	ND
49-2093	Electrical & Electronics Installers & Repairers, Trans. Equip.	Postsecondary Vocational Training	ND	ND	ND	ND	ND	ND	ND
49-2094	Electrical & Electronics Repairers, Comm. & Industrl. Equip.	Postsecondary Vocational Training	27	27	0	0.0%	$24.28	$50,500	274%
49-2095	Electrical & Electronics Repairers, Powerhouse, Substation, & Relay	Postsecondary Vocational Training	ND	ND	ND	ND	ND	ND	ND
17-2071	Electrical Engineers	Bachelor's Degree	14	17	3	21.4%	$31.43	$65,380	355%
49-9051	Electrical Power-Line Installers & Repairers	Long-Term On-the-Job Training	176	189	13	7.4%	$13.59	$28,270	154%
47-2111	Electricians	Long-Term On-the-Job Training	152	170	18	11.8%	$18.26	$37,970	206%
17-3024	Electro-Mechanical Technicians	Associate's Degree	ND	ND	ND	ND	ND	ND	ND
17-2072	Electronics Engineers, Except Computer	Bachelor's Degree	ND	ND	ND	ND	$19.84	$41,270	224%
25-2021	Elementary School Teachers, Except Special Ed.	Bachelor's Degree	ND	ND	ND	ND	ND	ND	ND
43-4061	Eligibility Interviewers, Government Programs	Moderate-Term On-the-Job Training	ND	ND	ND	ND	ND	ND	ND
39-4011	Embalmers	Postsecondary Vocational Training	ND	ND	ND	ND	ND	ND	ND
13-1061	Emergency Management Specialists	Exp. in a Related Occupation	12	18	6	50.0%	$17.09	$35,550	193%
29-2041	Emrgncy. Med. Techs. & Paramedics	Postsecondary Vocational Training	ND	ND	ND	ND	ND	ND	ND
13-1071	Employment, Recruitment, & Placement Specialists	Bachelor's Degree	29	35	6	20.7%	$16.16	$33,600	183%
11-9041	Engineering Managers	Bachelor's Degree Plus Exp.	67	75	8	11.9%	$31.09	$64,670	351%
25-1032	Engineering Teachers, Postsecondary	Doctoral Degree	ND	ND	ND	ND	ND	ND	ND
17-2199	Engineers, All Other	Bachelor's Degree	133	145	12	9.0%	$22.23	$46,240	251%
25-1123	English Language & Literature Teachers, Postsecondary	Doctoral Degree	ND	ND	ND	ND	ND	ND	ND
27-2099	Entertainers & Performers, Sports & Related Workers, All Other	Long-Term On-the-Job Training	ND	ND	ND	ND	ND	ND	ND

Table A.14: Long-Term Projected Occupational Growth in the Cheyenne MSA[a] by Occupational Title, 2000 and 2010 (Continued)

SOC[b] Code and Occupation Title		Typical Education Requirements[c]	Employment 2000	Projected 2010	Change Number	Change Percent	2001 Average Wage Hourly	Annual	% of Poverty[d]
17-3025	Environmental Engineering Technicians	Associate's Degree	ND	ND	ND	ND	ND	ND	ND
17-2081	Environmental Engineers	Bachelor's Degree	13	15	2	15.4%	$31.68	$65,900	358%
19-4091	Environmental Science & Protection Techs., Incl. Health	Associate's Degree	ND	ND	ND	ND	ND	ND	ND
19-2041	Environmental Scientists & Specialists, Incl. Health	Bachelor's Degree	14	20	6	42.9%	$17.94	$37,320	203%
51-9194	Etchers & Engravers	Long-Term On-the-Job Training	ND	ND	ND	ND	ND	ND	ND
53-7032	Excavating & Loading Machine & Dragline Operators	Moderate-Term On-the-Job Training	16	17	1	6.3%	$14.12	$29,380	160%
43-6011	Executive Secretaries & Administrative Assistants	Moderate-Term On-the-Job Training	373	459	86	23.1%	$12.81	$26,650	145%
47-5099	Extraction Workers, All Other	Short-Term On-the-Job Training	ND	ND	ND	ND	ND	ND	ND
51-9041	Extruding, Forming, Pressing, & Compacting Machine Setters, Oper., & Tenders	Moderate-Term On-the-Job Training	ND	ND	ND	ND	ND	ND	ND
49-9093	Fabric Menders, Except Garment	Moderate-Term On-the-Job Training	ND	ND	ND	ND	ND	ND	ND
29-1062	Family & General Practitioners	First Professional Degree	96	116	20	20.8%	$46.41	$96,530	525%
25-9021	Farm & Home Management Advisors	Bachelor's Degree	ND	ND	ND	ND	ND	ND	ND
49-3041	Farm Equip. Mechanics	Postsecondary Vocational Training	ND	ND	ND	ND	ND	ND	ND
45-9099	Farm., Fishing, & Forestry Workers, All Other	Moderate-Term On-the-Job Training	ND	ND	ND	ND	ND	ND	ND
45-2092	Farmworkers & Laborers, Crop, Nursery, & Greenhouse	Short-Term On-the-Job Training	ND	ND	ND	ND	ND	ND	ND
45-2093	Farmworkers, Farm & Ranch Animals	Short-Term On-the-Job Training	ND	ND	ND	ND	ND	ND	ND
51-2091	Fiberglass Laminators & Fabricators	Moderate-Term On-the-Job Training	ND	ND	ND	ND	ND	ND	ND
43-4071	File Clerks	Short-Term On-the-Job Training	103	117	14	13.6%	$8.20	$17,060	93%
27-4032	Film & Video Editors	Bachelor's Degree	ND	ND	ND	ND	ND	ND	ND
13-2051	Financial Analysts	Bachelor's Degree	ND	ND	ND	ND	ND	ND	ND
13-2061	Financial Examiners	Bachelor's Degree	ND	ND	ND	ND	ND	ND	ND
11-3031	Financial Managers	Bachelor's Degree Plus Exp.	144	169	25	17.4%	$24.60	$51,160	278%
13-2099	Financial Specialists, All Other	Bachelor's Degree	15	16	1	6.7%	$18.21	$37,870	206%
27-1013	Fine Artists, Incl. Painters, Sculptors, & Illustrators	Long-Term On-the-Job Training	ND	ND	ND	ND	ND	ND	ND
33-2011	Fire Fighters	Long-Term On-the-Job Training	105	118	13	12.4%	$14.85	$30,880	168%
47-1011	First-Line Sprvsrs./Mgrs. of Constr. Trades & Extract. Workers	Exp. in a Related Occupation	210	231	21	10.0%	$20.50	$42,650	232%
33-1011	First-Line Sprvsrs./Mgrs. of Correctional Officers	Exp. in a Related Occupation	ND	ND	ND	ND	ND	ND	ND
45-1011	First-Line Sprvsrs./Mgrs. of Farm., Fishing, & Forestry Workers	Exp. in a Related Occupation	ND	ND	ND	ND	ND	ND	ND
33-1021	First-Line Sprvsrs./Mgrs. of Fire Fighting & Prevention Workers	Exp. in a Related Occupation	13	14	1	7.7%	$23.19	$48,230	262%
35-1012	First-Line Sprvsrs./Mgrs. of Food Prep. & Serv. Workers	Exp. in a Related Occupation	329	381	52	15.8%	$9.69	$20,140	109%
53-1021	First-Line Sprvsrs./Mgrs. of Helpers, Laborers, & Material Movers, Hand	Exp. in a Related Occupation	64	77	13	20.3%	$17.58	$36,560	199%
37-1011	First-Line Sprvsrs./Mgrs. of Housekeeping & Janit. Workers	Exp. in a Related Occupation	52	65	13	25.0%	$11.50	$23,910	130%
37-1012	First-Line Sprvsrs./Mgrs. of Landscaping, Lawn Service, & Groundskeeping Workers	Exp. in a Related Occupation	16	20	4	25.0%	$14.54	$30,250	164%
49-1011	First-Line Sprvsrs./Mgrs. of Mechanics, Install., & Repairers	Exp. in a Related Occupation	141	164	23	16.3%	$20.43	$42,500	231%
41-1012	First-Line Sprvsrs./Mgrs. of Non-Retail Sales Workers	Exp. in a Related Occupation	ND	ND	ND	ND	ND	ND	ND
43-1011	First-Line Sprvsrs./Mgrs. of Office & Admin. Support Workers	Exp. in a Related Occupation	363	444	81	22.3%	$15.64	$32,540	177%
39-1021	First-Line Sprvsrs./Mgrs. of Personal Service Workers	Exp. in a Related Occupation	15	19	4	26.7%	$13.00	$27,040	147%

Table A.14: Long-Term Projected Occupational Growth in the Cheyenne MSA[a] by Occupational Title, 2000 and 2010 (Continued)

SOC[b] Code and Occupation Title		Typical Education Requirements[c]	Employment 2000	Projected 2010	Change Number	Change Percent	2001 Average Wage Hourly	Annual	% of Poverty[d]
33-1012	First-Line Sprvsrs./Mgrs. of Police & Detectives	Exp. in a Related Occupation	65	73	8	12.3%	$23.17	$48,190	262%
51-1011	First-Line Sprvsrs./Mgrs. of Production & Operat. Workers	Exp. in a Related Occupation	136	175	39	28.7%	$17.01	$35,370	192%
41-1011	First-Line Sprvsrs./Mgrs. of Retail Sales Workers	Exp. in a Related Occupation	366	426	60	16.4%	$14.24	$29,620	161%
53-1031	First-Line Sprvsrs./Mgrs. of Transportation & Material-Moving Machine & Vehicle Operators	Exp. in a Related Occupation	45	58	13	28.9%	$16.68	$34,690	189%
33-1099	First-Line Sprvsrs./Mgrs., Protect. Serv. Workers, All Other	Exp. in a Related Occupation	26	29	3	11.5%	$22.88	$47,590	259%
33-3031	Fish & Game Wardens	Long-Term On-the-Job Training	ND	ND	ND	ND	ND	ND	ND
39-9031	Fitness Trainers & Aerobics Instructors	Postsecondary Vocational Training	ND	ND	ND	ND	ND	ND	ND
27-1023	Floral Designers	Moderate-Term On-the-Job Training	ND	ND	ND	ND	ND	ND	ND
51-3092	Food Batchmakers	Short-Term On-the-Job Training	ND	ND	ND	ND	ND	ND	ND
51-3093	Food Cooking Machine Operators & Tenders	Short-Term On-the-Job Training	ND	ND	ND	ND	ND	ND	ND
35-9099	Food Prep. & Serving Related Workers, All Other	Short-Term On-the-Job Training	66	73	7	10.6%	$6.75	$14,050	76%
35-2021	Food Prep. Workers	Short-Term On-the-Job Training	85	98	13	15.3%	$7.26	$15,090	82%
11-9051	Food Service Managers	Exp. in a Related Occupation	81	98	17	21.0%	$16.29	$33,880	184%
25-1124	Foreign Language & Literature Teachers, Postsecondary	Doctoral Degree	ND	ND	ND	ND	ND	ND	ND
19-4092	Forensic Science Technicians	Associate's Degree	ND	ND	ND	ND	ND	ND	ND
33-2022	Forest Fire Inspectors & Prevention Specialists	Exp. in a Related Occupation	ND	ND	ND	ND	ND	ND	ND
19-1032	Foresters	Bachelor's Degree	ND	ND	ND	ND	ND	ND	ND
39-4021	Funeral Attendants	Short-Term On-the-Job Training	ND	ND	ND	ND	ND	ND	ND
11-9061	Funeral Directors	Associate's Degree	ND	ND	ND	ND	ND	ND	ND
51-7021	Furniture Finishers	Long-Term On-the-Job Training	ND	ND	ND	ND	ND	ND	ND
11-1021	General & Operations Managers	Bachelor's Degree Plus Exp.	703	874	171	24.3%	$28.32	$58,910	320%
19-3092	Geographers	Master's Degree	ND	ND	ND	ND	ND	ND	ND
25-1064	Geography Teachers, Postsecondary	Doctoral Degree	ND	ND	ND	ND	ND	ND	ND
19-4041	Geological & Petroleum Technicians	Associate's Degree	ND	ND	ND	ND	ND	ND	ND
19-2042	Geoscientists, Except Hydrologists & Geographers	Bachelor's Degree	12	15	3	25.0%	$24.60	$51,160	278%
47-2121	Glaziers	Long-Term On-the-Job Training	31	39	8	25.8%	$11.07	$23,030	125%
27-1024	Graphic Designers	Bachelor's Degree	ND	ND	ND	ND	ND	ND	ND
51-9022	Grinding & Polishing Workers, Hand	Moderate-Term On-the-Job Training	ND	ND	ND	ND	ND	ND	ND
51-4033	Grinding, Lapping, Polishing, & Buffing Machine Tool Setters, Oper., & Tenders, Metal & Plastic	Moderate-Term On-the-Job Training	ND	ND	ND	ND	ND	ND	ND
39-5012	Hairdressers, Hairstylists, & Cosmetologists	Postsecondary Vocational Training	76	94	18	23.7%	$8.76	$18,220	99%
47-4041	Hazardous Materials Removal Workers	Moderate-Term On-the-Job Training	ND	ND	ND	ND	ND	ND	ND
17-2111	Health & Safety Engineers, Except Mining Safety Engrs. & Inspectors	Bachelor's Degree	ND	ND	ND	ND	ND	ND	ND
29-1199	Health Diagnosing & Treating Practitioners, All Other	First Professional Degree	ND	ND	ND	ND	ND	ND	ND
21-1091	Health Educators	Master's Degree	ND	ND	ND	ND	ND	ND	ND
29-9199	Health Professionals & Technicians, All Other	Associate's Degree	ND	ND	ND	ND	ND	ND	ND
25-1071	Health Specialties Teachers, Postsecondary	Doctoral Degree	ND	ND	ND	ND	ND	ND	ND
31-9099	Healthcare Support Workers, All Other	Short-Term On-the-Job Training	117	143	26	22.2%	$9.70	$20,170	110%

Table A.14: Long-Term Projected Occupational Growth in the Cheyenne MSA[a] by Occupational Title, 2000 and 2010 (Continued)

SOC[b] Code	Occupation Title	Typical Education Requirements[c]	Employment 2000	Projected 2010	Change Number	Change Percent	2001 Average Wage Hourly	Annual	% of Poverty[d]
49-9021	Heating, Air Conditioning, & Refriger. Mechanics & Installers	Long-Term On-the-Job Training	15	16	1	6.7%	$16.56	$34,450	187%
47-3019	Helpers, Construction Trades, All Other	Short-Term On-the-Job Training	ND	ND	ND	ND	$8.38	$17,420	95%
47-3011	Helpers--Brickmasons, Blockmasons, Stonemasons, & Tile & Marble Setters	Short-Term On-the-Job Training	ND	ND	ND	ND	ND	ND	ND
47-3012	Helpers--Carpenters	Short-Term On-the-Job Training	ND	ND	ND	ND	ND	ND	ND
47-3013	Helpers--Electricians	Short-Term On-the-Job Training	ND	ND	ND	ND	ND	ND	ND
49-9098	Helpers--Installation, Maintenance, & Repair Workers	Short-Term On-the-Job Training	42	51	9	21.4%	$9.00	$18,710	102%
47-3015	Helpers--Pipelayers, Plumbers, Pipefitters, & Steamfitters	Short-Term On-the-Job Training	22	25	3	13.6%	$12.08	$25,120	137%
51-9198	Helpers--Production Workers	Short-Term On-the-Job Training	85	81	-4	-4.7%	$8.17	$16,990	92%
47-3016	Helpers--Roofers	Short-Term On-the-Job Training	ND	ND	ND	ND	ND	ND	ND
19-3093	Historians	Master's Degree	ND	ND	ND	ND	ND	ND	ND
25-1125	History Teachers, Postsecondary	Doctoral Degree	ND	ND	ND	ND	ND	ND	ND
49-9031	Home Appliance Repairers	Long-Term On-the-Job Training	ND	ND	ND	ND	ND	ND	ND
31-1011	Home Health Aides	Short-Term On-the-Job Training	ND	ND	ND	ND	ND	ND	ND
35-9031	Hosts & Hostesses, Restaurant, Lounge, & Coffee Shop	Short-Term On-the-Job Training	90	100	10	11.1%	$6.86	$14,260	78%
43-4081	Hotel, Motel, & Resort Desk Clerks	Short-Term On-the-Job Training	88	91	3	3.4%	$6.86	$14,260	78%
43-4161	Human Resources Assistants, Except Payroll & Timekeeping	Short-Term On-the-Job Training	54	65	11	20.4%	$14.29	$29,720	162%
11-3040	Human Resources Managers	Bachelor's Degree Plus Exp.	57	68	11	19.3%	$25.23	$52,470	285%
19-2043	Hydrologists	Bachelor's Degree	ND	ND	ND	ND	ND	ND	ND
17-3026	Industrial Engineering Technicians	Associate's Degree	ND	ND	ND	ND	ND	ND	ND
17-2112	Industrial Engineers	Bachelor's Degree	ND	ND	ND	ND	ND	ND	ND
49-9041	Industrial Machinery Mechanics	Long-Term On-the-Job Training	23	21	-2	-8.7%	$17.44	$36,280	197%
11-3051	Industrial Production Managers	Bachelor's Degree	22	23	1	4.5%	$28.21	$58,680	319%
53-7051	Industrial Truck & Tractor Operators	Short-Term On-the-Job Training	99	130	31	31.3%	$10.93	$22,730	124%
51-9061	Inspectors, Testers, Sorters, Samplers, & Weighers	Moderate-Term On-the-Job Training	ND	ND	ND	ND	$12.90	$26,830	146%
49-9099	Installation, Maintenance, & Repair Workers, All Other	Short-Term On-the-Job Training	97	122	25	25.8%	$13.39	$27,850	151%
25-9031	Instructional Coordinators	Master's Degree	94	104	10	10.6%	$21.52	$44,770	243%
47-2130	Insulation Workers	Moderate-Term On-the-Job Training	ND	ND	ND	ND	ND	ND	ND
43-9041	Insurance Claims & Policy Processing Clerks	Moderate-Term On-the-Job Training	ND	ND	ND	ND	$8.48	$17,640	96%
41-3021	Insurance Sales Agents	Bachelor's Degree	37	33	-4	-10.8%	$11.35	$23,600	128%
13-2053	Insurance Underwriters	Bachelor's Degree	ND	ND	ND	ND	$22.27	$46,330	252%
29-1063	Internists, General	First Professional Degree	ND	ND	ND	ND	ND	ND	ND
27-3091	Interpreters & Translators	Long-Term On-the-Job Training	ND	ND	ND	ND	ND	ND	ND
43-4111	Interviewers, Except Eligibility & Loan	Short-Term On-the-Job Training	ND	ND	ND	ND	ND	ND	ND
37-2011	Janitors & Cleaners, Except Maids & Housekeeping Cleaners	Short-Term On-the-Job Training	740	932	192	25.9%	$8.42	$17,510	95%
51-5021	Job Printers	Long-Term On-the-Job Training	ND	ND	ND	ND	ND	ND	ND
23-1023	Judges, Magistrate Judges, & Magistrates	Bachelor's Degree Plus Exp.	ND	ND	ND	ND	ND	ND	ND
25-2012	Kndrgrtn. Teachers, Except Special Ed.	Bachelor's Degree	ND	ND	ND	ND	ND	ND	ND
17-1012	Landscape Architects	Bachelor's Degree	ND	ND	ND	ND	ND	ND	ND
53-7062	Laborers & Freight, Stock, & Material Movers, Hand	Short-Term On-the-Job Training	363	425	62	17.1%	$9.32	$19,390	105%

Table A.14: Long-Term Projected Occupational Growth in the Cheyenne MSA[a] by Occupational Title, 2000 and 2010 (Continued)

SOC[b] Code and Occupation Title		Typical Education Requirements[c]	Employment 2000	Projected 2010	Change Number	Change Percent	2001 Average Wage Hourly	Annual	% of Poverty[d]
37-3011	Landscaping & Groundskeeping Workers	Short-Term On-the-Job Training	156	206	50	32.1%	$9.22	$19,180	104%
51-6011	Laundry & Dry Cleaning Workers	Moderate-Term On-the-Job Training	ND	ND	ND	ND	$7.47	$15,530	84%
23-2092	Law Clerks	Bachelor's Degree	ND	ND	ND	ND	ND	ND	ND
25-1112	Law Teachers, Postsecondary	Doctoral Degree	ND	ND	ND	ND	ND	ND	ND
23-1011	Lawyers	First Professional Degree	251	269	18	7.2%	$24.17	$50,280	273%
43-6012	Legal Secretaries	Postsecondary Vocational Training	63	68	5	7.9%	$11.09	$23,060	125%
11-1031	Legislators	Bachelor's Degree Plus Exp.	25	29	4	16.0%	$7.03	$14,620	79%
25-4021	Librarians	Master's Degree	29	34	5	17.2%	$19.73	$41,050	223%
43-4121	Library Assistants, Clerical	Short-Term On-the-Job Training	ND	ND	ND	ND	ND	ND	ND
25-4031	Library Technicians	Short-Term On-the-Job Training	ND	ND	ND	ND	ND	ND	ND
25-9199	Library, Museum, Training, & Other Ed. Workers, All Other	Bachelor's Degree	ND	ND	ND	ND	ND	ND	ND
29-2061	Licensed Practical & Licensed Vocational Nurses	Postsecondary Vocational Training	172	214	42	24.4%	$13.03	$27,110	147%
19-1099	Life Scientists, All Other	Bachelor's Degree	36	42	6	16.7%	$21.61	$44,950	244%
19-4099	Life, Physical, & Social Science Technicians, All Other	Associate's Degree	ND	ND	ND	ND	$14.65	$30,470	166%
43-4131	Loan Interviewers & Clerks	Short-Term On-the-Job Training	82	91	9	11.0%	$11.19	$23,280	127%
13-2072	Loan Officers	Bachelor's Degree	83	93	10	12.0%	$15.91	$33,080	180%
39-3093	Locker Room, Coatroom, & Dressing Room Attendants	Short-Term On-the-Job Training	ND	ND	ND	ND	ND	ND	ND
49-9094	Locksmiths & Safe Repairers	Moderate-Term On-the-Job Training	ND	ND	ND	ND	ND	ND	ND
11-9081	Lodging Managers	Exp. in a Related Occupation	22	23	1	4.5%	$14.02	$29,160	158%
45-4023	Log Graders & Scalers	Moderate-Term On-the-Job Training	ND	ND	ND	ND	ND	ND	ND
53-7063	Machine Feeders & Offbearers	Short-Term On-the-Job Training	ND	ND	ND	ND	ND	ND	ND
51-4041	Machinists	Long-Term On-the-Job Training	ND	ND	ND	ND	ND	ND	ND
37-2012	Maids & Housekeeping Cleaners	Short-Term On-the-Job Training	281	312	31	11.0%	$7.16	$14,900	81%
43-9051	Mail Clerks & Mail Machine Operators, Except Postal Serv.	Short-Term On-the-Job Training	ND	ND	ND	ND	ND	ND	ND
49-9042	Maintenance & Repair Workers, General	Long-Term On-the-Job Training	296	346	50	16.9%	$10.97	$22,830	124%
49-9043	Maintenance Workers, Machinery	Long-Term On-the-Job Training	13	16	3	23.1%	$13.58	$28,240	153%
13-1111	Management Analysts	Bachelor's Degree Plus Exp.	22	25	3	13.6%	$23.58	$49,050	267%
11-9199	Managers, All Other	Exp. in a Related Occupation	312	368	56	17.9%	$27.87	$57,980	315%
39-5092	Manicurists & Pedicurists	Postsecondary Vocational Training	ND	ND	ND	ND	ND	ND	ND
19-3021	Market Research Analysts	Bachelor's Degree	ND	ND	ND	ND	ND	ND	ND
11-2021	Marketing Managers	Bachelor's Degree Plus Exp.	20	20	0	0.0%	$22.18	$46,130	251%
31-9011	Massage Therapists	Postsecondary Vocational Training	ND	ND	ND	ND	ND	ND	ND
53-7199	Material Moving Workers, All Other	Moderate-Term On-the-Job Training	57	70	13	22.8%	$9.06	$18,840	102%
25-1022	Mathematical Science Teachers, Postsecondary	Doctoral Degree	ND	ND	ND	ND	ND	ND	ND
15-2099	Mathematical Scientists, All Other	Master's Degree	ND	ND	ND	ND	ND	ND	ND
51-3022	Meat, Poultry, & Fish Cutters & Trimmers	Short-Term On-the-Job Training	ND	ND	ND	ND	ND	ND	ND
49-9011	Mech. Door Repairers	Moderate-Term On-the-Job Training	ND	ND	ND	ND	ND	ND	ND
17-3013	Mechanical Drafters	Postsecondary Vocational Training	ND	ND	ND	ND	ND	ND	ND
17-3027	Mechanical Engineering Technicians	Associate's Degree	ND	ND	ND	ND	ND	ND	ND
17-2141	Mechanical Engineers	Bachelor's Degree	21	29	8	38.1%	$22.98	$47,790	260%

Table A.14: Long-Term Projected Occupational Growth in the Cheyenne MSA[a] by Occupational Title, 2000 and 2010 (Continued)

SOC[b] Code and Occupation Title		Typical Education Requirements[c]	Employment 2000	Projected 2010	Change Number	Change Percent	2001 Average Wage Hourly	Annual	% of Poverty[d]
27-4099	Media & Communication Equip. Workers, All Other	Moderate-Term On-the-Job Training	ND	ND	ND	ND	ND	ND	ND
27-3099	Media & Communication Workers, All Other	Long-Term On-the-Job Training	ND	ND	ND	ND	ND	ND	ND
29-2012	Medical & Clinical Laboratory Technicians	Associate's Degree	35	43	8	22.9%	$10.68	$22,220	121%
29-2011	Medical & Clinical Laboratory Technologists	Bachelor's Degree	45	55	10	22.2%	$15.45	$32,140	175%
11-9111	Medical & Health Services Managers	Bachelor's Degree Plus Exp.	59	69	10	16.9%	$26.21	$54,510	296%
21-1022	Medical & Public Health Social Workers	Bachelor's Degree	ND	ND	ND	ND	ND	ND	ND
51-9082	Medical Appliance Technicians	Long-Term On-the-Job Training	ND	ND	ND	ND	ND	ND	ND
31-9092	Medical Assistants	Moderate-Term On-the-Job Training	66	82	16	24.2%	$9.23	$19,200	104%
31-9093	Medical Equip. Preparers	Short-Term On-the-Job Training	ND	ND	ND	ND	ND	ND	ND
49-9062	Medical Equip. Repairers	Moderate-Term On-the-Job Training	ND	ND	ND	ND	ND	ND	ND
29-2071	Medical Records & Health Information Technicians	Associate's Degree	54	65	11	20.4%	$12.11	$25,190	137%
19-1042	Medical Scientists, Except Epidemiologists	Doctoral Degree	ND	ND	ND	ND	ND	ND	ND
43-6013	Medical Secretaries	Postsecondary Vocational Training	110	135	25	22.7%	$9.59	$19,950	108%
31-9094	Medical Transcriptionists	Postsecondary Vocational Training	33	42	9	27.3%	$12.61	$26,230	143%
13-1121	Meeting & Convention Planners	Bachelor's Degree	ND	ND	ND	ND	ND	ND	ND
21-1023	Mental Health & Substance Abuse Social Workers	Master's Degree	ND	ND	ND	ND	ND	ND	ND
21-1014	Mental Health Counselors	Master's Degree	ND	ND	ND	ND	ND	ND	ND
27-1026	Merchandise Displayers & Window Trimmers	Moderate-Term On-the-Job Training	ND	ND	ND	ND	ND	ND	ND
51-4199	Metal Workers & Plastic Workers, All Other	Moderate-Term On-the-Job Training	ND	ND	ND	ND	ND	ND	ND
43-5041	Meter Readers, Utilities	Short-Term On-the-Job Training	ND	ND	ND	ND	ND	ND	ND
19-1022	Microbiologists	Doctoral Degree	ND	ND	ND	ND	ND	ND	ND
25-2022	Middle School Teachers, Except Special & Voc. Ed.	Bachelor's Degree	ND	ND	ND	ND	ND	ND	ND
17-2151	Mining & Geological Engineers, Incl. Mining Safety Engrs.	Bachelor's Degree	ND	ND	ND	ND	$33.13	$68,920	375%
51-9023	Mixing & Blending Machine Setters, Oper., & Tenders	Moderate-Term On-the-Job Training	ND	ND	ND	ND	ND	ND	ND
49-3042	Mobile Heavy Equip. Mechanics, Except Engines	Postsecondary Vocational Training	32	35	3	9.4%	$18.59	$38,660	210%
51-4061	Model Makers, Metal & Plastic	Moderate-Term On-the-Job Training	ND	ND	ND	ND	ND	ND	ND
41-9012	Models	Moderate-Term On-the-Job Training	ND	ND	ND	ND	ND	ND	ND
51-9195	Molders, Shapers, & Casters, Except Metal & Plastic	Moderate-Term On-the-Job Training	ND	ND	ND	ND	ND	ND	ND
51-4072	Molding, Coremaking, & Casting Machine Setters, Oper., & Tenders, Metal & Plastic	Moderate-Term On-the-Job Training	ND	ND	ND	ND	ND	ND	ND
39-3021	Motion Picture Projectionists	Short-Term On-the-Job Training	ND	ND	ND	ND	ND	ND	ND
53-3099	Motor Vehicle Operators, All Other	Short-Term On-the-Job Training	24	26	2	8.3%	$12.11	$25,200	137%
49-3052	Motorcycle Mechanics	Long-Term On-the-Job Training	13	15	2	15.4%	$10.82	$22,510	122%
27-1014	Multi-Media Artists & Animators	Bachelor's Degree	ND	ND	ND	ND	ND	ND	ND
27-2041	Music Directors & Composers	Bachelor's Degree Plus Exp.	ND	ND	ND	ND	ND	ND	ND
27-2042	Musicians & Singers	Long-Term On-the-Job Training	ND	ND	ND	ND	ND	ND	ND
11-9121	Natural Sciences Managers	Bachelor's Degree Plus Exp.	ND	ND	ND	ND	ND	ND	ND
15-1071	Network & Computer Systems Administrators	Bachelor's Degree	41	49	8	19.5%	$19.18	$39,900	217%
15-1081	Network Systems & Data Communications Analysts	Bachelor's Degree	22	25	3	13.6%	$16.96	$35,270	192%
43-4141	New Accounts Clerks	Exp. in a Related Occupation	29	32	3	10.3%	$11.19	$23,270	126%

Table A.14: Long-Term Projected Occupational Growth in the Cheyenne MSA[a] by Occupational Title, 2000 and 2010 (Continued)

SOC[b] Code and Occupation Title		Typical Education Requirements[c]	Employment 2000	Projected 2010	Change Number	Change Percent	2001 Average Wage Hourly	Annual	% of Poverty[d]
27-3020	News Analysts, Reporters & Correspondents	Long-Term On-the-Job Training	ND	ND	ND	ND	ND	ND	ND
39-2021	Nonfarm Animal Caretakers	Short-Term On-the-Job Training	52	70	18	34.6%	$7.85	$16,330	89%
29-2033	Nuclear Medicine Technologists	Associate's Degree	ND	ND	ND	ND	ND	ND	ND
51-4012	Numerical Tool & Process Control Programmers	Long-Term On-the-Job Training	ND	ND	ND	ND	ND	ND	ND
31-1012	Nursing Aides, Orderlies, & Attend.	Short-Term On-the-Job Training	240	296	56	23.3%	$9.23	$19,200	104%
25-1072	Nursing Instructors & Teachers, Postsecondary	Doctoral Degree	ND	ND	ND	ND	ND	ND	ND
29-9010	Occupational Health & Safety Specialists & Technicians	Bachelor's Degree	17	19	2	11.8%	$22.28	$46,340	252%
31-2012	Occupational Therapist Aides	Short-Term On-the-Job Training	ND	ND	ND	ND	ND	ND	ND
31-2011	Occupational Therapist Assistants	Associate's Degree	ND	ND	ND	ND	ND	ND	ND
29-1122	Occupational Therapists	Bachelor's Degree	37	50	13	35.1%	$20.50	$42,640	232%
43-9061	Office Clerks, General	Short-Term On-the-Job Training	419	520	101	24.1%	$9.06	$18,850	102%
43-9071	Office Machine Operators, Except Computer	Short-Term On-the-Job Training	48	66	18	37.5%	$9.46	$19,680	107%
47-2073	Operating Engineers & Other Constr. Equip. Operators	Moderate-Term On-the-Job Training	304	345	41	13.5%	$12.85	$26,740	145%
15-2031	Operations Research Analysts	Master's Degree	ND	ND	ND	ND	ND	ND	ND
29-2081	Opticians, Dispensing	Long-Term On-the-Job Training	ND	ND	ND	ND	ND	ND	ND
29-1041	Optometrists	First Professional Degree	ND	ND	ND	ND	ND	ND	ND
43-4151	Order Clerks	Short-Term On-the-Job Training	64	84	20	31.3%	$11.23	$23,370	127%
49-3053	Outdoor Power Equip. & Other Small Engine Mechanics	Moderate-Term On-the-Job Training	ND	ND	ND	ND	ND	ND	ND
51-9111	Packaging & Filling Machine Operators & Tenders	Short-Term On-the-Job Training	ND	ND	ND	ND	ND	ND	ND
53-7064	Packers & Packagers, Hand	Short-Term On-the-Job Training	176	203	27	15.3%	$7.48	$15,550	85%
47-2141	Painters, Construction & Maintenance	Moderate-Term On-the-Job Training	100	112	12	12.0%	$11.73	$24,400	133%
51-9122	Painters, Trans. Equip.	Moderate-Term On-the-Job Training	ND	ND	ND	ND	ND	ND	ND
51-9123	Painting, Coating, & Decorating Workers	Short-Term On-the-Job Training	ND	ND	ND	ND	ND	ND	ND
23-2011	Paralegals & Legal Assistants	Associate's Degree	ND	ND	ND	ND	$16.52	$34,360	187%
33-3041	Parking Enforcement Workers	Short-Term On-the-Job Training	ND	ND	ND	ND	ND	ND	ND
53-6021	Parking Lot Attendants	Short-Term On-the-Job Training	ND	ND	ND	ND	ND	ND	ND
41-2022	Parts Salespersons	Moderate-Term On-the-Job Training	101	115	14	13.9%	$10.80	$22,460	122%
47-2071	Paving, Surfacing, & Tamping Equip. Operators	Moderate-Term On-the-Job Training	ND	ND	ND	ND	ND	ND	ND
43-3051	Payroll & Timekeeping Clerks	Short-Term On-the-Job Training	42	50	8	19.0%	$13.35	$27,770	151%
29-1065	Pediatricians, General	First Professional Degree	ND	ND	ND	ND	ND	ND	ND
39-9099	Personal Care & Service Workers, All Other	Short-Term On-the-Job Training	ND	ND	ND	ND	$7.78	$16,180	88%
13-2052	Personal Financial Advisors	Bachelor's Degree	ND	ND	ND	ND	ND	ND	ND
37-2021	Pest Control Workers	Moderate-Term On-the-Job Training	ND	ND	ND	ND	ND	ND	ND
37-3012	Pesticide Handlers, Sprayers, & Applicators, Vegetation	Moderate-Term On-the-Job Training	29	36	7	24.1%	$9.12	$18,980	103%
17-2171	Petroleum Engineers	Bachelor's Degree	ND	ND	ND	ND	ND	ND	ND
51-8093	Petroleum Pump System Oper., Refinery Oper., & Gaugers	Long-Term On-the-Job Training	ND	ND	ND	ND	ND	ND	ND
29-1051	Pharmacists	First Professional Degree	86	105	19	22.1%	$29.98	$62,370	339%
31-9095	Pharmacy Aides	Short-Term On-the-Job Training	ND	ND	ND	ND	ND	ND	ND
29-2052	Pharmacy Technicians	Moderate-Term On-the-Job Training	44	52	8	18.2%	$12.59	$26,180	142%
27-4021	Photographers	Long-Term On-the-Job Training	13	14	1	7.7%	$13.56	$28,210	153%

Table A.14: Long-Term Projected Occupational Growth in the Cheyenne MSA[a] by Occupational Title, 2000 and 2010 (Continued)

SOC[b] Code and Occupation Title		Typical Education Requirements[c]	Employment 2000	Projected 2010	Change Number	Change Percent	2001 Average Wage Hourly	Annual	% of Poverty[d]
51-9131	Photographic Process Workers	Moderate-Term On-the-Job Training	ND	ND	ND	ND	ND	ND	ND
51-9132	Photographic Processing Machine Operators	Short-Term On-the-Job Training	ND	ND	ND	ND	ND	ND	ND
19-2099	Physical Scientists, All Other	Bachelor's Degree	ND	ND	ND	ND	ND	ND	ND
31-2022	Physical Therapist Aides	Short-Term On-the-Job Training	ND	ND	ND	ND	ND	ND	ND
31-2021	Physical Therapist Assistants	Associate's Degree	14	17	3	21.4%	$14.29	$29,720	162%
29-1123	Physical Therapists	Master's Degree	42	53	11	26.2%	$25.25	$52,510	285%
29-1071	Physician Assistants	Bachelor's Degree	13	16	3	23.1%	$26.37	$54,850	298%
29-1069	Physicians & Surgeons, All Other	First Professional Degree	ND	ND	ND	ND	ND	ND	ND
47-2151	Pipelayers	Moderate-Term On-the-Job Training	ND	ND	ND	ND	ND	ND	ND
51-8099	Plant & System Operators, All Other	Long-Term On-the-Job Training	9	8	-1	-11.1%	$15.27	$31,770	173%
47-2161	Plasterers & Stucco Masons	Long-Term On-the-Job Training	ND	ND	ND	ND	ND	ND	ND
47-2152	Plumbers, Pipefitters, & Steamfitters	Long-Term On-the-Job Training	181	199	18	9.9%	$18.53	$38,550	210%
29-1081	Podiatrists	First Professional Degree	ND	ND	ND	ND	ND	ND	ND
33-3051	Police & Sheriff's Patrol Officers	Long-Term On-the-Job Training	240	273	33	13.8%	$15.32	$31,860	173%
43-5031	Police, Fire, & Ambulance Dispatchers	Moderate-Term On-the-Job Training	83	92	9	10.8%	$12.03	$25,020	136%
25-1065	Political Science Teachers, Postsecondary	Doctoral Degree	ND	ND	ND	ND	ND	ND	ND
19-3094	Political Scientists	Master's Degree	ND	ND	ND	ND	ND	ND	ND
43-5051	Postal Service Clerks	Short-Term On-the-Job Training	ND	ND	ND	ND	ND	ND	ND
43-5052	Postal Service Mail Carriers	Short-Term On-the-Job Training	ND	ND	ND	ND	ND	ND	ND
43-5053	Postal Service Mail Sorters, Processors, & Processing Machine Operators	Short-Term On-the-Job Training	ND	ND	ND	ND	ND	ND	ND
11-9131	Postmasters & Mail Superintendents	Exp. in a Related Occupation	ND	ND	ND	ND	ND	ND	ND
25-1199	Postsecondary Teachers, All Other	Doctoral Degree	ND	ND	ND	ND	ND	ND	ND
51-8012	Power Distributors & Dispatchers	Long-Term On-the-Job Training	ND	ND	ND	ND	ND	ND	ND
51-5022	Prepress Technicians & Workers	Long-Term On-the-Job Training	ND	ND	ND	ND	$9.03	$18,780	102%
25-2011	Preschool Teachers, Except Special Ed.	Bachelor's Degree	ND	ND	ND	ND	ND	ND	ND
51-6021	Pressers, Textile, Garment, & Related Materials	Short-Term On-the-Job Training	ND	ND	ND	ND	ND	ND	ND
51-5023	Printing Machine Operators	Moderate-Term On-the-Job Training	19	19	0	0.0%	$14.36	$29,880	162%
33-9021	Private Detectives & Investigators	Exp. in a Related Occupation	ND	ND	ND	ND	ND	ND	ND
43-3061	Procurement Clerks	Short-Term On-the-Job Training	15	16	1	6.7%	$15.56	$32,360	176%
27-2012	Producers & Directors	Bachelor's Degree Plus Exp.	ND	ND	ND	ND	ND	ND	ND
51-9199	Production Workers, All Other	Moderate-Term On-the-Job Training	71	90	19	26.8%	$13.74	$28,570	155%
43-5061	Production, Planning, & Expediting Clerks	Short-Term On-the-Job Training	28	31	3	10.7%	$14.63	$30,430	165%
43-9081	Proofreaders & Copy Markers	Short-Term On-the-Job Training	ND	ND	ND	ND	ND	ND	ND
11-9141	Property, Real Estate, & Community Association Managers	Bachelor's Degree	24	26	2	8.3%	$16.55	$34,430	187%
33-9099	Protect. Serv. Workers, All Other	Short-Term On-the-Job Training	67	73	6	9.0%	$17.29	$35,950	195%
29-1066	Psychiatrists	First Professional Degree	ND	ND	ND	ND	ND	ND	ND
25-1066	Psychology Teachers, Postsecondary	Doctoral Degree	ND	ND	ND	ND	ND	ND	ND
11-2031	Public Relations Managers	Bachelor's Degree Plus Exp.	31	40	9	29.0%	$25.29	$52,600	286%
27-3031	Public Relations Specialists	Bachelor's Degree	52	63	11	21.2%	$16.82	$34,980	190%

Table A.14: Long-Term Projected Occupational Growth in the Cheyenne MSA[a] by Occupational Title, 2000 and 2010 (Continued)

SOC[b] Code and Occupation Title		Typical Education Requirements[c]	Employment 2000	Projected 2010	Change Number	Change Percent	2001 Average Wage Hourly	Annual	% of Poverty[d]
13-1021	Purchasing Agents & Buyers, Farm Prod.	Exp. in a Related Occupation	ND	ND	ND	ND	ND	ND	ND
13-1023	Purchasing Agents, Except Wholesale, Retail, & Farm Prod.	Bachelor's Degree	66	73	7	10.6%	$18.81	$39,120	213%
11-3061	Purchasing Managers	Bachelor's Degree Plus Exp.	22	26	4	18.2%	$25.30	$52,620	286%
29-1124	Radiation Therapists	Associate's Degree	ND	ND	ND	ND	ND	ND	ND
49-2021	Radio Mechanics	Postsecondary Vocational Training	ND	ND	ND	ND	ND	ND	ND
27-4013	Radio Operators	Long-Term On-the-Job Training	ND	ND	ND	ND	ND	ND	ND
29-2034	Radiologic Technologists & Technicians	Associate's Degree	72	91	19	26.4%	$14.12	$29,370	160%
53-4013	Rail Yard Engineers, Dinkey Operators, & Hostlers	Exp. in a Related Occupation	ND	ND	ND	ND	ND	ND	ND
41-9021	Real Estate Brokers	Exp. in a Related Occupation	ND	ND	ND	ND	ND	ND	ND
41-9022	Real Estate Sales Agents	Postsecondary Vocational Training	13	14	1	7.7%	$20.42	$42,480	231%
43-4171	Receptionists & Information Clerks	Short-Term On-the-Job Training	181	235	54	29.8%	$8.45	$17,580	96%
25-1193	Recreation & Fitness Studies Teachers, Postsecondary	Doctoral Degree	ND	ND	ND	ND	ND	ND	ND
39-9032	Recreation Workers	Bachelor's Degree	38	52	14	36.8%	$9.17	$19,070	104%
29-1125	Recreational Therapists	Bachelor's Degree	ND	ND	ND	ND	ND	ND	ND
49-3092	Recreational Vehicle Service Technicians	Long-Term On-the-Job Training	ND	ND	ND	ND	ND	ND	ND
53-7081	Refuse & Recyclable Material Collectors	Short-Term On-the-Job Training	ND	ND	ND	ND	ND	ND	ND
29-1111	Registered Nurses	Associate's Degree	626	775	149	23.8%	$19.05	$39,620	215%
21-1015	Rehabilitation Counselors	Master's Degree	ND	ND	ND	ND	ND	ND	ND
43-4181	Reservation & Transportation Ticket Agents & Travel Clerks	Short-Term On-the-Job Training	48	59	11	22.9%	$10.18	$21,170	115%
29-1126	Respiratory Therapists	Associate's Degree	ND	ND	ND	ND	ND	ND	ND
41-2031	Retail Salespersons	Short-Term On-the-Job Training	1,076	1,294	218	20.3%	$8.78	$18,250	99%
47-2181	Roofers	Moderate-Term On-the-Job Training	151	172	21	13.9%	$14.93	$31,060	169%
41-9099	Sales & Related Workers, All Other	Moderate-Term On-the-Job Training	ND	ND	ND	ND	ND	ND	ND
41-9031	Sales Engineers	Bachelor's Degree	ND	ND	ND	ND	ND	ND	ND
11-2022	Sales Managers	Bachelor's Degree Plus Exp.	52	61	9	17.3%	$29.47	$61,300	333%
41-4012	Sales Reps., Whlsle. & Manuf., Except Tech. & Scientif. Prod.	Moderate-Term On-the-Job Training	307	339	32	10.4%	$16.78	$34,900	190%
41-4011	Sales Reps., Whlsle. & Manufact., Tech. & Scientific Prod.	Moderate-Term On-the-Job Training	91	113	22	24.2%	$26.53	$55,180	300%
51-7041	Sawing Machine Setters, Oper., & Tenders, Wood	Moderate-Term On-the-Job Training	ND	ND	ND	ND	ND	ND	ND
25-2031	Secondary School Teachers, Except Special & Voc. Ed.	Bachelor's Degree	ND	ND	ND	ND	ND	ND	ND
43-6014	Secretaries, Except Legal, Medical, & Executive	Moderate-Term On-the-Job Training	895	1,025	130	14.5%	$10.73	$22,330	121%
41-3031	Securities, Commodities, & Financial Services Sales Agents	Bachelor's Degree	ND	ND	ND	ND	ND	ND	ND
33-9032	Security Guards	Short-Term On-the-Job Training	263	375	112	42.6%	$10.43	$21,700	118%
25-3021	Self-Enrichment Education Teachers	Exp. in a Related Occupation	ND	ND	ND	ND	$18.12	$37,690	205%
51-9012	Separating, Filtering, Clarifying, Precipitating, & Still Machine Setters, Oper., & Tenders	Moderate-Term On-the-Job Training	ND	ND	ND	ND	ND	ND	ND
53-6031	Service Station Attendants	Short-Term On-the-Job Training	ND	ND	ND	ND	ND	ND	ND
27-1027	Set & Exhibit Designers	Bachelor's Degree	ND	ND	ND	ND	ND	ND	ND
51-6031	Sewing Machine Operators	Moderate-Term On-the-Job Training	ND	ND	ND	ND	ND	ND	ND
47-2211	Sheet Metal Workers	Moderate-Term On-the-Job Training	78	85	7	9.0%	$14.78	$30,750	167%
43-5071	Shipping, Receiving, & Traffic Clerks	Short-Term On-the-Job Training	119	139	20	16.8%	$10.36	$21,550	117%

Table A.14: Long-Term Projected Occupational Growth in the Cheyenne MSA[a] by Occupational Title, 2000 and 2010 (Continued)

SOC[b] Code and Occupation Title		Typical Education Requirements[c]	Employment 2000	Projected 2010	Change Number	Change Percent	2001 Average Wage Hourly	Annual	% of Poverty[d]
51-6041	Shoe & Leather Workers & Repairers	Long-Term On-the-Job Training	ND	ND	ND	ND	ND	ND	ND
11-9151	Social & Community Service Managers	Bachelor's Degree	114	130	16	14.0%	$18.69	$38,880	211%
21-1093	Social & Human Service Assistants	Moderate-Term On-the-Job Training	ND	ND	ND	ND	ND	ND	ND
19-3099	Social Scientists & Related Workers, All Other	Master's Degree	ND	ND	ND	ND	ND	ND	ND
25-1067	Sociology Teachers, Postsecondary	Doctoral Degree	ND	ND	ND	ND	ND	ND	ND
25-2042	Special Ed. Teachers, Middle School	Bachelor's Degree	ND	ND	ND	ND	ND	ND	ND
25-2041	Special Ed. Teachers, Preschool, Kndrgrtn., & Elem. School	Bachelor's Degree	ND	ND	ND	ND	ND	ND	ND
25-2043	Special Ed. Teachers, Secondary School	Bachelor's Degree	ND	ND	ND	ND	ND	ND	ND
29-1127	Speech-Language Pathologists	Master's Degree	43	59	16	37.2%	$21.57	$44,870	244%
51-8021	Stationary Engineers & Boiler Operators	Long-Term On-the-Job Training	ND	ND	ND	ND	ND	ND	ND
43-9111	Statistical Assistants	Moderate-Term On-the-Job Training	21	26	5	23.8%	$15.26	$31,740	173%
15-2041	Statisticians	Master's Degree	ND	ND	ND	ND	ND	ND	ND
43-5081	Stock Clerks & Order Fillers	Short-Term On-the-Job Training	656	764	108	16.5%	$9.75	$20,280	110%
51-2041	Structural Metal Fabricators & Fitters	Moderate-Term On-the-Job Training	ND	ND	ND	ND	ND	ND	ND
21-1011	Substance Abuse & Behavioral Disorder Counselors	Master's Degree	ND	ND	ND	ND	ND	ND	ND
29-1067	Surgeons	First Professional Degree	ND	ND	ND	ND	ND	ND	ND
29-2055	Surgical Technologists	Postsecondary Vocational Training	ND	ND	ND	ND	ND	ND	ND
17-3031	Surveying & Mapping Technicians	Moderate-Term On-the-Job Training	23	26	3	13.0%	$16.22	$33,740	183%
17-1022	Surveyors	Bachelor's Degree	9	13	4	44.4%	$24.80	$51,580	280%
43-2011	Switchboard Operators, Incl. Answering Service	Short-Term On-the-Job Training	54	67	13	24.1%	$8.91	$18,540	101%
51-6052	Tailors, Dressmakers, & Custom Sewers	Exp. in a Related Occupation	ND	ND	ND	ND	ND	ND	ND
47-2082	Tapers	Moderate-Term On-the-Job Training	ND	ND	ND	ND	ND	ND	ND
13-2081	Tax Examiners, Collectors, & Revenue Agents	Bachelor's Degree	104	112	8	7.7%	$21.96	$45,670	248%
13-2082	Tax Preparers	Moderate-Term On-the-Job Training	ND	ND	ND	ND	ND	ND	ND
53-3041	Taxi Drivers & Chauffeurs	Short-Term On-the-Job Training	82	101	19	23.2%	$7.32	$15,230	83%
25-9041	Teacher Assistants	Short-Term On-the-Job Training	ND	ND	ND	ND	ND	ND	ND
51-2092	Team Assemblers	Moderate-Term On-the-Job Training	ND	ND	ND	ND	ND	ND	ND
27-3042	Technical Writers	Bachelor's Degree	ND	ND	ND	ND	ND	ND	ND
49-2022	Telecomm. Equip. Install. & Repairers, Except Line Installers	Postsecondary Vocational Training	77	83	6	7.8%	$15.30	$31,830	173%
49-9052	Telecommunications Line Installers & Repairers	Long-Term On-the-Job Training	44	45	1	2.3%	$16.32	$33,940	184%
41-9041	Telemarketers	Short-Term On-the-Job Training	ND	ND	ND	ND	ND	ND	ND
43-3071	Tellers	Short-Term On-the-Job Training	104	115	11	10.6%	$8.50	$17,670	96%
51-6099	Textile, Apparel, & Furnishings Workers, All Other	Moderate-Term On-the-Job Training	ND	ND	ND	ND	ND	ND	ND
47-2044	Tile & Marble Setters	Long-Term On-the-Job Training	ND	ND	ND	ND	ND	ND	ND
49-3093	Tire Repairers & Changers	Short-Term On-the-Job Training	ND	ND	ND	ND	$7.05	$14,660	80%
23-2093	Title Examiners, Abstractors, & Searchers	Moderate-Term On-the-Job Training	31	33	2	6.5%	$12.30	$25,590	139%
51-4111	Tool & Die Makers	Long-Term On-the-Job Training	ND	ND	ND	ND	ND	ND	ND
39-6021	Tour Guides & Escorts	Moderate-Term On-the-Job Training	ND	ND	ND	ND	ND	ND	ND
53-6041	Traffic Technicians	Short-Term On-the-Job Training	ND	ND	ND	ND	ND	ND	ND
13-1073	Training & Development Specialists	Bachelor's Degree	42	54	12	28.6%	$15.94	$33,160	180%

Table A.14: Long-Term Projected Occupational Growth in the Cheyenne MSA[a] by Occupational Title, 2000 and 2010 (Continued)

SOC[b] Code and Occupation Title		Typical Education Requirements[c]	Employment 2000	Projected 2010	Change Number	Change Percent	2001 Average Wage Hourly	Annual	% of Poverty[d]
53-6051	Transportation Inspectors	Exp. in a Related Occupation	ND	ND	ND	ND	ND	ND	ND
53-6099	Transportation Workers, All Other	Short-Term On-the-Job Training	ND	ND	ND	ND	ND	ND	ND
11-3071	Transportation, Storage, & Distribution Managers	Exp. in a Related Occupation	35	39	4	11.4%	$24.50	$50,960	277%
41-3041	Travel Agents	Postsecondary Vocational Training	ND	ND	ND	ND	ND	ND	ND
53-3032	Truck Drivers, Heavy & Tractor-Trailer	Moderate-Term On-the-Job Training	600	769	169	28.2%	$14.48	$30,130	164%
53-3033	Truck Drivers, Light or Delivery Services	Short-Term On-the-Job Training	301	367	66	21.9%	$14.16	$29,460	160%
51-6093	Upholsterers	Long-Term On-the-Job Training	ND	ND	ND	ND	ND	ND	ND
19-3051	Urban & Regional Planners	Master's Degree	ND	ND	ND	ND	ND	ND	ND
39-3031	Ushers, Lobby Attendants, & Ticket Takers	Short-Term On-the-Job Training	ND	ND	ND	ND	ND	ND	ND
29-1131	Veterinarians	First Professional Degree	24	35	11	45.8%	$30.81	$64,090	348%
31-9096	Veterinary Assistants & Laboratory Animal Caretakers	Short-Term On-the-Job Training	17	25	8	47.1%	$8.35	$17,360	94%
29-2056	Veterinary Technologists & Technicians	Associate's Degree	19	28	9	47.4%	$10.99	$22,860	124%
25-2023	Voc. Ed. Teachers, Middle School	Bachelor's Degree	ND	ND	ND	ND	ND	ND	ND
25-1194	Voc. Ed. Teachers, Postsecondary	Doctoral Degree	ND	ND	ND	ND	ND	ND	ND
25-2032	Voc. Ed. Teachers, Secondary School	Bachelor's Degree	ND	ND	ND	ND	ND	ND	ND
35-3031	Waiters & Waitresses	Short-Term On-the-Job Training	852	982	130	15.3%	$6.18	$12,850	70%
49-9064	Watch Repairers	Long-Term On-the-Job Training	ND	ND	ND	ND	ND	ND	ND
51-8031	Water & Liquid Waste Treatment Plant & System Operators	Long-Term On-the-Job Training	ND	ND	ND	ND	ND	ND	ND
43-5111	Weighers, Measurers, Checkers, & Samplers, Recordkeeping	Short-Term On-the-Job Training	ND	ND	ND	ND	ND	ND	ND
51-4121	Welders, Cutters, Solderers, & Brazers	Postsecondary Vocational Training	49	74	25	51.0%	$10.14	$21,090	115%
51-4122	Welding, Soldering, & Brazing Machine Setters, Oper., & Tenders	Moderate-Term On-the-Job Training	ND	ND	ND	ND	ND	ND	ND
53-7073	Wellhead Pumpers	Moderate-Term On-the-Job Training	ND	ND	ND	ND	ND	ND	ND
13-1022	Wholesale & Retail Buyers, Except Farm Prod.	Bachelor's Degree	30	35	5	16.7%	$26.81	$55,770	303%
51-7042	Woodworking Machine Setters, Oper., & Tenders, Except Sawing	Moderate-Term On-the-Job Training	ND	ND	ND	ND	ND	ND	ND
43-9022	Word Processors & Typists	Moderate-Term On-the-Job Training	18	22	4	22.2%	$11.69	$24,320	132%
27-3043	Writers & Authors	Bachelor's Degree	ND	ND	ND	ND	ND	ND	ND
19-1023	Zoologists & Wildlife Biologists	Doctoral Degree	ND	ND	ND	ND	ND	ND	ND
	Total		**35,511**	**42,399**	**6,889**	**19.4%**	**$13.74**	**$28,885**	**157%**

[a]Metropolitan Statistical Area.
[b]Standard Occupational Classification.
[c]As determined by the U.S. Department of Labor, Bureau of Labor Statistics.
[d]Based on $18,400 annually for a family of four (100% of the 2003 federal poverty guideline).
NA - No hourly wage available; annual only.
ND - Not disclosable due to confidentiality of information.

Figure A.19: Distribution of Projected Net Employment Growth of Detailed Occupations in the Cheyenne MSA[a] by Major Group, 2010

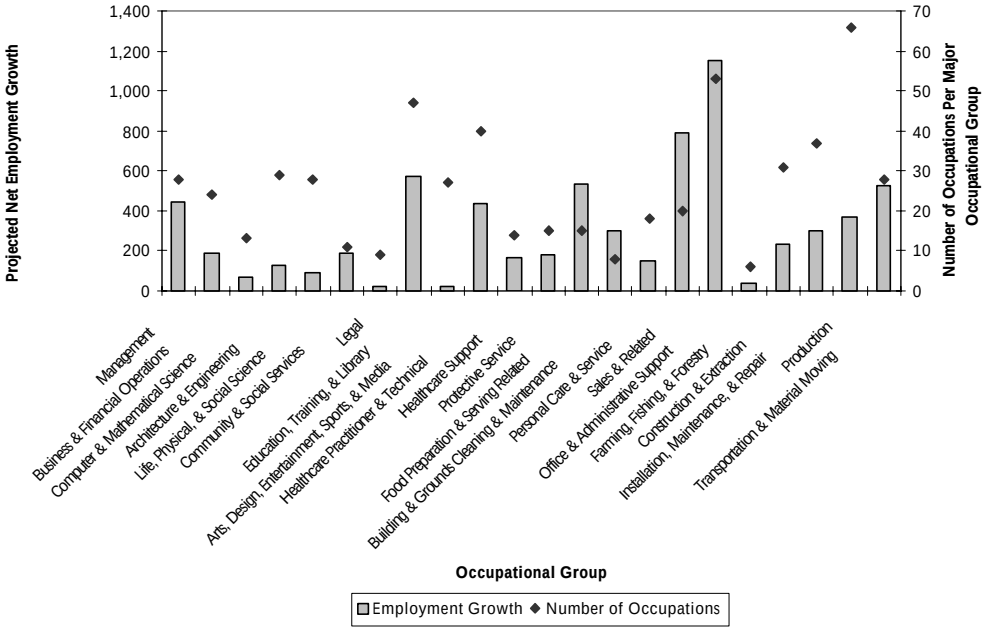

[a]Metropolitan Statistical Area.

Figure A.20: Distribution of Projected Net Employment Growth of Occupations in the Cheyenne MSA[a] by Typical Education Requirements,[b] 2010

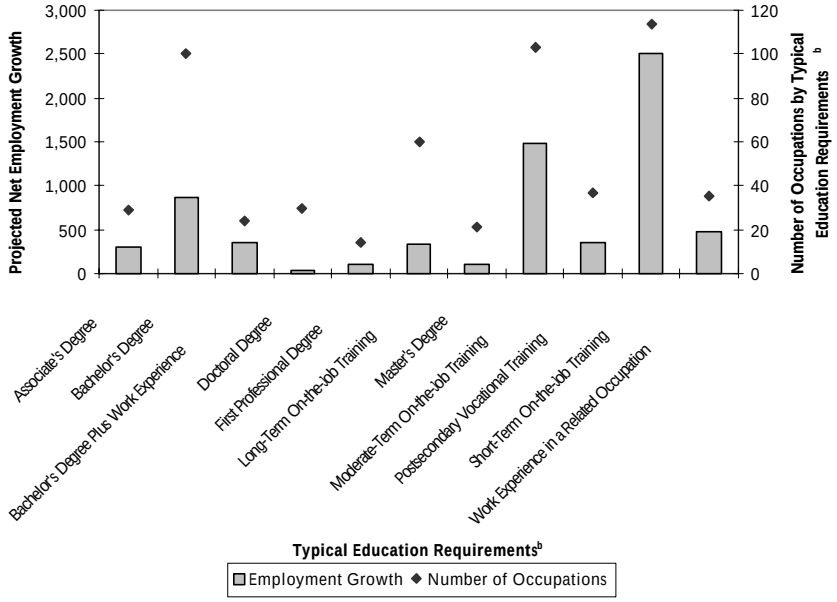

[a]Metropolitan Statistical Area.
[b]As defined by the U.S. Department of Labor, Bureau of Labor Statistics.

Figure A.21: Distribution of Projected Net Employment Growth of Occupations in the Cheyenne MSA[a] by Percentage of the 2003 Federal Poverty Guideline,[b] 2010

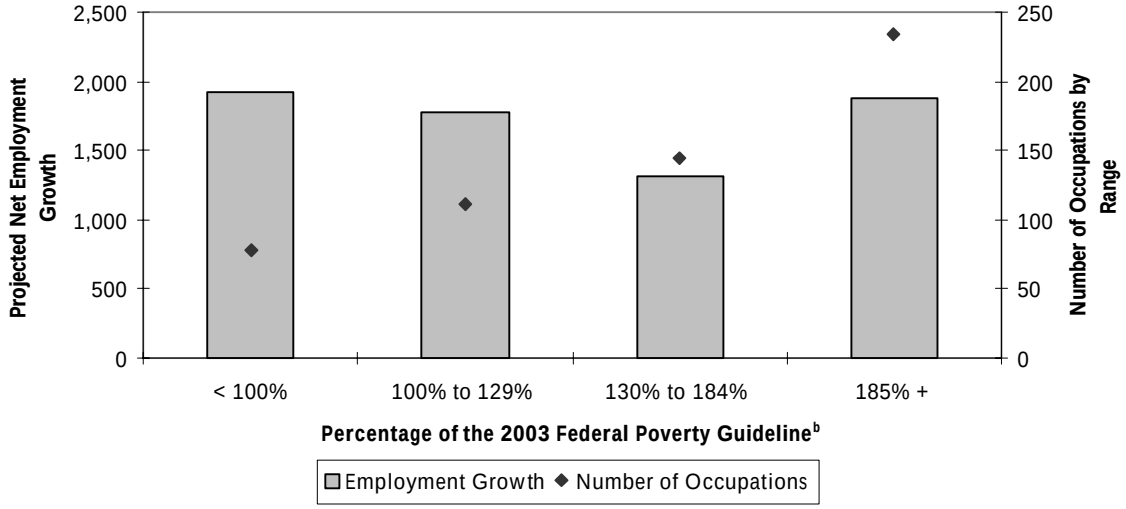

[a]Metropolitan Statistical Area.
[b]Based on $18,400 annually for a family of four.

Appendix B. Occupational Projections Methodology

by: Tony Glover, Senior Analyst

This methodology is provided for other states interested in utilizing Wage Records research.

Wyoming's occupational projections are a combination of two data sets produced by Research and Planning (R&P); the Occupational Employment Statistics (OES) Survey and Wyoming's industry projections. Both data sets are captured at the most detailed level feasible. This appendix description (1) both data sets, (2) combining the data sets and determining base and projected employment at the industry-level, and, (3) the procedure for aggregating the data to the statewide level by occupation.

Data Description

OES Data

The OES program estimates the number of employees and wages for each occupation from a sample survey of employers. The sample selection is based on industry, region, and employer size class. The data collected from the survey sample of employers are then generalized to total employment within an industry, region, and occupation. Historically, OES data were collected annually in the fourth quarter (October-

Description of Occupational Employment Statistics Survey Variables

AREA/REGION - Geographic area of record; Wyoming is comprised of six regions.

USE_SIC - Standard Industrial Classification (SIC) code of record.

OCC_CODE - Standard Occupational Classification (SOC) code of record.

OCC_TITL - Occupational title of SOC code.

RAW_EMP - Employment estimate weighted to state's industry composition.

RELEASE - Confidentiality flag.

Descriptions of Industry Projections Data Variables

AREA/REGION - Geographic area of record; Wyoming is comprised of six regions.

SIC - Standard Industrial Classification (SIC) code of record.

BASE - Base year employment within the industry.

PROJ - Projected year employment within the industry.

December). Recently the OES program moved to a semi-annual survey. For more information visit the OES website at <http://doe.state.wy.us/lmi/2001EDS/intro.htm>. A description of OES Survey variables is provided on Page 318. For purposes of occupational projections, we used all data, including confidential data.

Industry Projections Data

R&P produces industry projections at the two-digit Standard Industrial Classification (SIC) and regional level. Projections are based on historical employment and economic trends, and anticipated future events within the industries and regions. We projected the data ten years into the future from the base period. The variables used in the industry projections and subsequently to calculate the occupational projections are listed in the above text box.

Combining the Two Data Sets

OES data are combined with the industry projections by joining the two variables common to both data sets - region and industry. An extract of the combined data set, representing only two regions and two industries, would appear similar to the hypothetical example in Table B.1 (see page 320).

The percentage of occupational employment by industry and region is based on the OES estimated employment. The denominator represents the total of the OES estimated employment within the industry and region. For example, the total employment for SIC 80 in the Southeast Region is 720 + 314 + 269 ...+ 102 = 2,000, or the sum of the OES estimated employment (by occupation) in the industry and region. The numerator of our percent calculation is the OES estimated employment for the specific occupation within the region and industry. Applied to the first row of data, Registered Nurses (RNs) represent 720 jobs of the 2,000 within the Health Care Industry in

Text continued on page 321

Table B.1: Hypothetical Combined Occupational Employment Statistics (OES) and Industrial Projections Data File for Health Care Services (SIC 80) and Educational Services (SIC 82) in Wyoming's Southeast and Northwest Regions

				Column Data Source					
OES & Industry Proj.	OES & Industry Proj.	OES	OES	OES	Calculated Data	Industry Proj.	Industry Proj.	Calculated Data	Calculated Data
Region	SIC	SOC	Occupational Title	OES Estimated Employment	% Occupation in Industry & Region	Indsutry Base	Industry Projected	Occupation Base	Occupation Projected
Southeast	8000	29-1111	Registered nurses	720	0.3600	2,500	3,085	900	1,111
	8000	31-1012	Nursing aides	314	0.1570	2,500	3,085	393	484
	8000	43-6014	Secretaries	269	0.1345	2,500	3,085	336	415
	8000	37-2011	Janitors and cleaners	142	0.0710	2,500	3,085	178	219
	8000	35-2012	Cooks	75	0.0375	2,500	3,085	94	116
	8000	11-9199	Managers	179	0.0895	2,500	3,085	224	276
	8000	43-4171	Receptionists	82	0.0410	2,500	3,085	103	126
	8000	39-9011	Child care workers	15	0.0075	2,500	3,085	19	23
	8000	29-1062	Family practitioners	102	0.0510	2,500	3,085	128	157
	8000	29-2021	Dental hygienists	102	0.0510	2,500	3,085	128	157
	8000		**Total[a]**	**2,000**	**1.0000**	**N/A**	**N/A**	**2,500**	**3,085**
	8200	29-1111	Registered nurses	37	0.0206	1,900	1,805	39	37
	8200	43-6014	Secretaries	196	0.1089	1,900	1,805	207	197
	8200	37-2011	Janitors and cleaners	198	0.1100	1,900	1,805	209	199
	8200	35-2012	Cooks	156	0.0867	1,900	1,805	165	156
	8200	53-3022	Bus drivers	170	0.0944	1,900	1,805	179	170
	8200	11-9199	Managers	104	0.0578	1,900	1,805	110	104
	8200	43-4171	Receptionists	15	0.0083	1,900	1,805	16	15
	8200	39-9011	Child care workers	24	0.0133	1,900	1,805	25	24
	8200	27-3031	Public relations specialists	7	0.0039	1,900	1,805	7	7
	8200	25-2021	Elementary teachers	893	0.4961	1,900	1,805	943	895
	8200		**Total[a]**	**1,800**	**1.0000**	**N/A**	**N/A**	**1,900**	**1,805**
Northwest	8000	29-1111	Registered nurses	600	0.3810	1,700	2,183	648	832
	8000	31-1012	Nursing aides	200	0.1270	1,700	2,183	216	277
	8000	43-6014	Secretaries	195	0.1238	1,700	2,183	210	270
	8000	37-2011	Janitors and cleaners	75	0.0476	1,700	2,183	81	104
	8000	35-2012	Cooks	60	0.0381	1,700	2,183	65	83
	8000	11-9199	Managers	190	0.1206	1,700	2,183	205	263
	8000	43-4171	Receptionists	5	0.0032	1,700	2,183	5	7
	8000	29-1062	Family practitioners	250	0.1587	1,700	2,183	270	346
	8000	39-9011	Child care workers[a]	0	0.0000	1,700	2,183	0	0
	8000	29-2021	Dental hygienists[a]	0	0.0000	1,700	2,183	0	0
	8000		**Total[a]**	**1,575**	**1.0000**	**N/A**	**N/A**	**1,700**	**2,183**
	8200	29-1111	Registered nurses	137	0.0890	1,500	1,650	133	147
	8200	43-6014	Secretaries	96	0.0623	1,500	1,650	94	103
	8200	37-2011	Janitors and cleaners	250	0.1623	1,500	1,650	244	268
	8200	35-2012	Cooks	150	0.0974	1,500	1,650	146	161
	8200	53-3022	Bus drivers	132	0.0857	1,500	1,650	129	141
	8200	11-9199	Managers	100	0.0649	1,500	1,650	97	107
	8200	43-4171	Receptionists	10	0.0065	1,500	1,650	10	11
	8200	39-9011	Child care workers	15	0.0097	1,500	1,650	15	16
	8200	27-3031	Public relations specialists	0	0.0000	1,500	1,650	0	0
	8200	25-2021	Elementary teachers	650	0.4221	1,500	1,650	633	696
	8200		**Total[a]**	**1,540**	**1.0000**	**N/A**	**N/A**	**1,500**	**1,650**

[a]These rows would not actually occur in the working data set and appear here to facilitate discussion.
N/A - Not applicable.

the Southeast Region or 36 percent (720/2000 = .3600).

The last two calculated fields are the base and projected employment for the occupation within the industry and region. These are determined by multiplying the percent of employment in the occupation within the industry and region by both the industry base and projected employment from the industry projections. Using the first row of data again we would multiply .3600 by 2,500 to find the base year occupational employment equals 900 and .3600 by 3,085 to find that the projected year occupational employment equals 1,111.

The procedures from this section are applied to all records of our complete data set, reflecting 72 industries (2-digit SIC), 6 regions, and 718 occupations (6 digit SOC). However, Wyoming's entire industry level data file only contains 17,728 records because not all occupations occur in all industries or in all regions.

Aggregating the Data

The final step in caluculating the Occupational Projections in this publication is to aggregate the data to the statewide or regional level for the total of all industries. If we use the hypothetical data presented in Table B.1 (see page 320) and assume that there are only two regions and two industries within Wyoming, our statewide projections by occupation appear as in Table B.2. For example, the total number of RNs in the base year is the sum of the RNs in SIC 80 in the Southeast (900), plus the RNs in SIC 82 in the Southeast (39), plus the RNs in SIC 80 in the Northwest (648), plus the RNs in SIC 82 in the

Table B.2: Hypothetical Statewide Occupational Projections Based on Table B.1

SOC	Occupational Title	Base Employment	Projected Employment	Net Change	Percent Change
29-1111	Registered nurses	1,720	2,126	406	0.2360
31-1012	Nursing aides	608	762	153	0.2517
43-6014	Secretaries	847	985	137	0.1623
37-2011	Janitors and cleaners	711	789	78	0.1103
35-2012	Cooks	469	516	47	0.0995
11-9199	Managers	636	751	115	0.1806
43-4171	Receptionists	133	159	26	0.1926
39-9011	Child care workers	59	63	5	0.7810
29-1062	Family practitioners	397	504	106	0.2680
29-2021	Dental hygienists	128	157	30	0.2340
25-2021	Elementary teachers	1,576	1,592	16	0.0103
27-3031	Public relations specialists	7	7	0	-0.0500
53-3022	Bus drivers	308	312	4	0.0126

Northwest (133) which equals the total number of RNs in the base year of 1,720. The same procedure determines the number of RNs in the projected year (1,111 + 37 + 832 + 147 = 2,126). Note in the hypothetical example that Educational Services (SIC 82) in the Southeast Region is a declining industry and therefore the projected data for RNs in that industry and region show a net loss of two RNs (see Table 1, page 320).

Review: Steps for Calculating Occupational Projections

Step 1
Acquire Data

OES data at the SOC (6-digit), SIC (2-digit), & regional level and industry projections at the SIC (2-digit) & regional level.

Step 2
Occupational Staffing Pattern

Using the OES data, add a field for the percent of employment represented by the SOC (6-digit) within each SIC (2-digit) and Region.

Step 3
Combine Data

Merge OES data with the industry projections data by matching SIC and Region.

Step 4
Calculate Base and Projected

Using the combined file, multiply the percent calculated in Step 2 by the Base and Projected employment from the Industry Projections to calculate the Base and Projected employment of the occupation within each SIC (2-digit) and Region.

Step 5
Aggregate

Aggregate the data on the SOC 6-digit and sum the employment for the base and projected years calculated in Step 4.